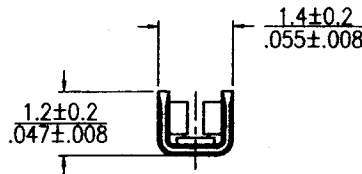
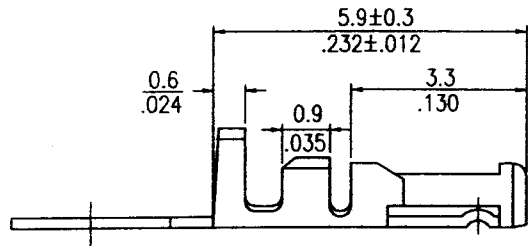
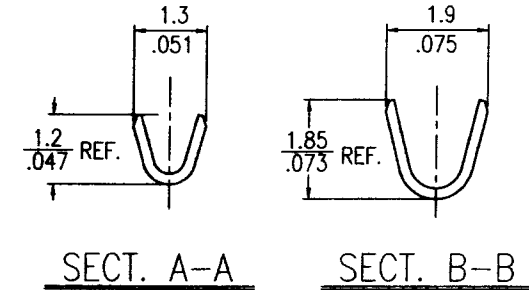
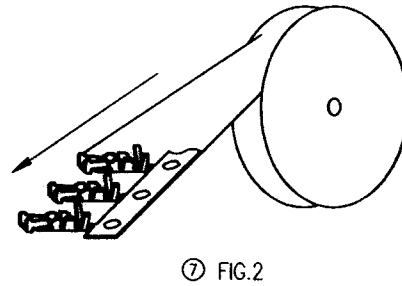
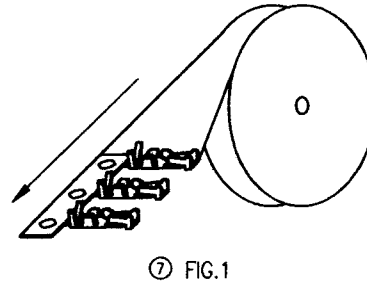
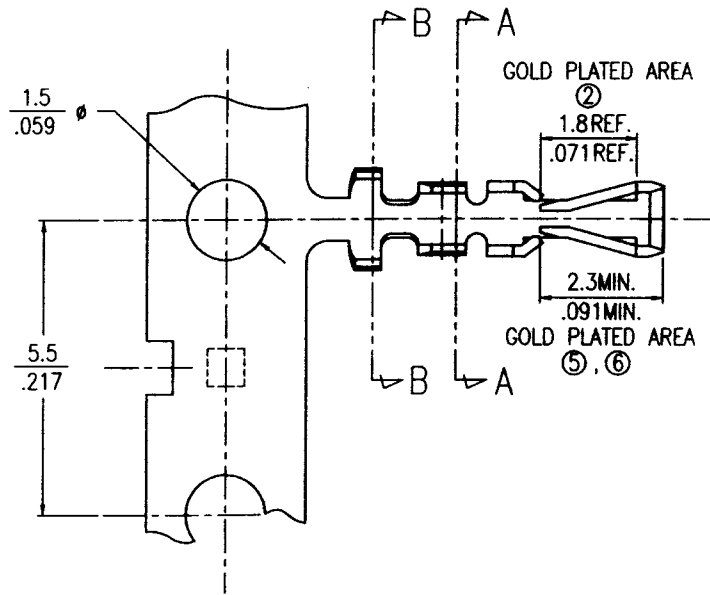


PRODUCT NO.	FINISH	UNREELING DIRECTION
77138-001	②	FIG. 1
77138-101	⑥	FIG. 1
77138-201	⑤	FIG. 1
77138-001RE	②	FIG. 2

REVISIONS				
REV	DESCRIPTION	ECN	BY	DATE
A	RELEASED ECN #132			8.21.85
B	REVISED			8.21.86
C	REVISED PER ECR J8424			5.26.87
D	REVISED	J10082	NY	8.13.91
E	REVISED	J70124	YK	5.27.97
F	REVISED	J80320	H.T	8.11.98



NOTES :

- 1 MATERIAL : PHOSPHOR BRONZE
- ② FINISH : SELECTIVE GOLD PLATING 0.2μm MIN. (CONTACT AREA) OVER NICKEL
- 3 WIRE RANGE : AWG #26-#30  
INS.DIA.:  $\frac{1}{64}$  DIA. MAX.
- 4 GENERAL TOLERANCE :  $\pm \frac{0.25}{10}$
- ⑤ FINISH : SELECTIVE GOLD PLATING 0.5μm MIN. (CONTACT AREA) OVER NICKEL
- ⑥ FINISH : SELECTIVE GOLD PLATING 0.76μm MIN. (CONTACT AREA) OVER NICKEL
- ⑦ SEE FIG. 1, 2. FOR UNREELING DIRECTION AFTER PLATING.

SHEET INDEX	ISSUE	F										
	SH NO.	1										
TOLERANCES UNLESS OTHERWISE SPECIFIED			MAT	DR	DATE	CUSTOMER COPY						
			SEE NOTE 1	H.Tashiro	8.11.98							
				N.Yamamoto	8.11.98							
			FINISH	CHK	DATE	THIRD ANGLE PROJ.						
			SEE NOTE	<i>[Signature]</i>	8/11/98							
			②, ⑤, ⑥	APPD	8/11/98	UNIT						
				<i>[Signature]</i>	8/11/98	MM INCH						

**BERG**  
ELECTRONICS

TITLE			
MINITEK TERMINAL (AWG #26- #30)			
SCALE	SIZE	DWG. NO.	REV SHEET
10/1	B	77138	F 10 of 1

DO NOT SCALE PRINT THIS INFORMATION IS CONFIDENTIAL AND IS DISCLOSED TO YOU ON CONDITION THAT NO FURTHER DISCLOSURE IS MADE BY YOU TO OTHER THAN BERG PERSONNEL WITHOUT WRITTEN AUTHORIZATION FROM BERG ELECTRONICS JAPAN K.K.