

790319-5 ✓ ACTIVE

[Positive Lock](#) | [Positive Lock 250](#)

TE Internal #: 790319-5

Quick Disconnects, Receptacle, 12 – 10 AWG Wire Size, 3.31 – 5.26 mm<sup>2</sup> Wire Size, Mating Tab Width .25 in [6.35 mm], Straight, Positive Lock 250

[View on TE.com >](#)



Terminals & Splices > Quick Disconnects



Quick Disconnect Terminal Type: **Receptacle**

Wire Size: **3.31 – 5.26 mm<sup>2</sup>**

Mating Tab Width: **6.35 mm [ .25 in ]**

Mating Tab Thickness: **.81 mm [ .032 in ]**

## Features

### Product Type Features

Terminates To	Wire & Cable
Wire Stop	No
Wire/Cable Type	Regular Wire
Insertion Force	Low
Sealable	No

### Configuration Features

Connection Capacity	Single
---------------------	--------

### Contact Features

Quick Disconnect Terminal Type	Receptacle
Mating Tab Width	6.35 mm [.25 in]
Mating Tab Thickness	.81 mm [.032 in]
Terminal Orientation	Straight
Contact Base Material	Phosphor Bronze
Terminal Plating Material	Pre-Tin
Crimp Type	F-Crimp



Barrel Type	Open
-------------	------

### Mechanical Attachment

Mating Retention Type	Dimple
-----------------------	--------

Wire Insulation Support	With
-------------------------	------

### Dimensions

Accepts Wire Insulation Diameter Range	3.43 – 5.08 mm [.135 – .2 in]
--	-------------------------------

Overall Length	22.2 mm [.874 in]
----------------	-------------------

Receptacle Terminal Stock Thickness	.41 mm [.016 in]
-------------------------------------	------------------

Wire Size	3.31 – 5.26 mm <sup>2</sup>
-----------	-----------------------------

### Usage Conditions

Insulation Option	Uninsulated
-------------------	-------------

Operating Temperature Range	-40 – 110 °C [-40 – 230 °F]
-----------------------------	-----------------------------

### Industry Standards

UL Rating	Recognized
-----------	------------

### Packaging Features

Packaging Quantity	1250
--------------------	------

Packaging Method	Strip/Reel
------------------	------------

### Other

Comment	FLK-Wire: Normal Wire
---------	-----------------------

## Product Compliance

[For compliance documentation, visit the product page on TE.com>](#)

EU RoHS Directive 2011/65/EU	Compliant
------------------------------	-----------

EU ELV Directive 2000/53/EC	Compliant
-----------------------------	-----------

China RoHS 2 Directive MIIT Order No 32, 2016	No Restricted Materials Above Threshold
---	---

EU REACH Regulation (EC) No. 1907/2006	Current ECHA Candidate List: JUNE 2022 (224) Candidate List Declared Against: JUNE 2022 (224) Does not contain REACH SVHC
--	---

Halogen Content	Low Halogen - Br, Cl, F, I < 900 ppm per homogenous material. Also BFR/CFR/PVC Free
-----------------	---

Solder Process Capability	Not applicable for solder process capability
---------------------------	--

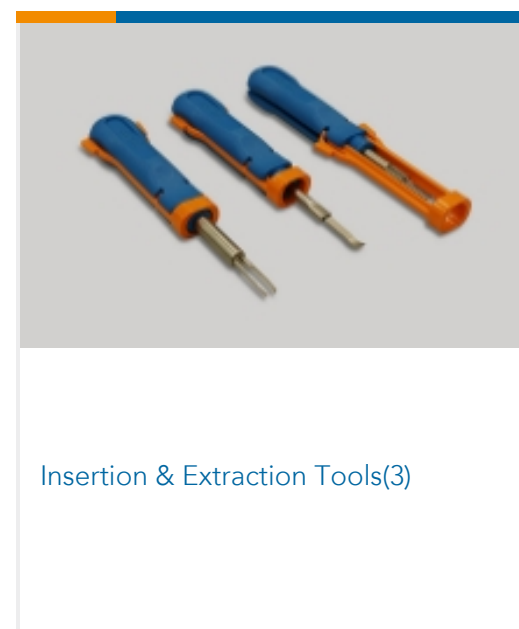
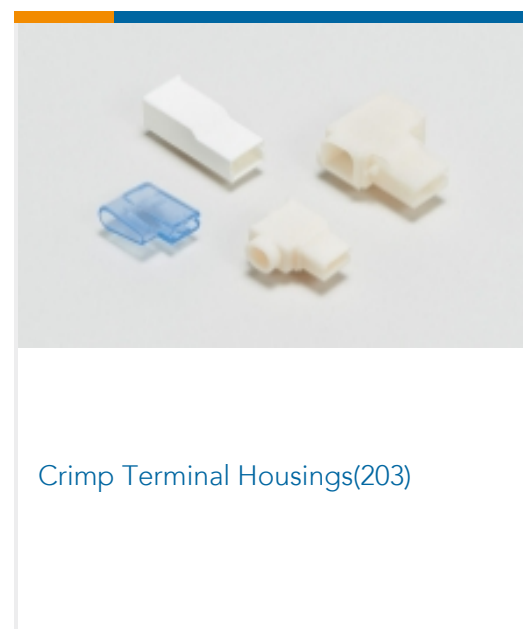
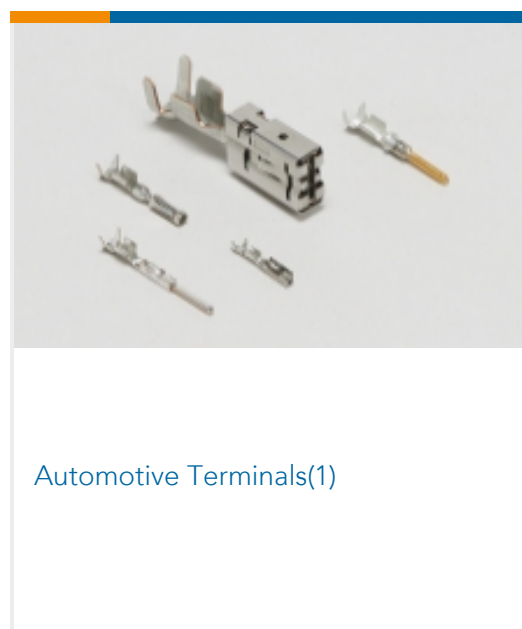
## Product Compliance Disclaimer


This information is provided based on reasonable inquiry of our suppliers and represents our current actual knowledge based on the information they provided. This information is subject to change. The part numbers that TE has identified as EU RoHS compliant have a maximum concentration of 0.1% by weight in homogenous materials for lead, hexavalent chromium, mercury, PBB, PBDE, DBP, BBP, DEHP, DIBP, and 0.01% for cadmium, or qualify for an exemption to these limits as defined in the Annexes of Directive 2011/65/EU (RoHS2). Finished electrical and electronic equipment products will be CE marked as required by Directive 2011/65/EU. Components may not be CE marked. Additionally, the part numbers that TE has identified as EU ELV compliant have a maximum concentration of 0.1% by weight in homogenous materials for lead, hexavalent chromium, and mercury, and 0.01% for cadmium, or qualify for an exemption to these limits as defined in the Annexes of Directive 2000/53/EC (ELV). Regarding the REACH Regulation, the information TE provides on SVHC in articles for this part number is based on the latest European Chemicals Agency (ECHA) 'Guidance on requirements for substances in articles' posted at this URL: <https://echa.europa.eu/guidance-documents/guidance-on-reach>

## Compatible Parts



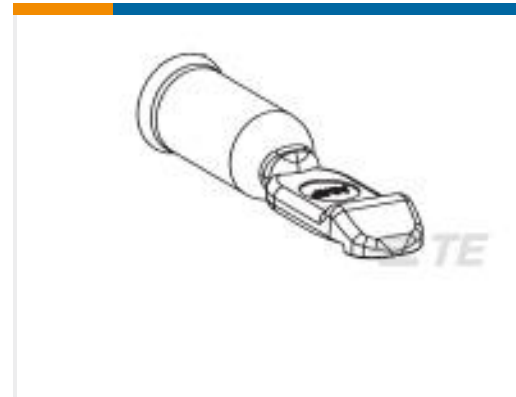
## Also in the Series | Positive Lock 250





Quick Disconnects(189)

## Customers Also Bought

TE Part #2822363-1  
EJ-2 DBL LOCK PLUG 2P ASSY BTE Part #1445715-5  
75A HSG SUBASY REDTE Part #1744041-1  
L/P CONTACT, 12-16AWGTE Part #2-964298-1  
TAB A 2.8x0.8 CONTACT CF SWS SnTE Part #1062-20-0177  
SOC, SF, SIZE 20, 16-22, SN/SNTE Part #1217281-2  
FF 110 REC 24-20AWG TPBRTE Part #1445715-2  
75A HSG SUBASY BLACKTE Part #1743637-2  
HYB SLD 36P PLUG COVER HSGTE Part #0021036022  
RBK-ILS-125-NR3-0-35MMTE Part #2-963214-1  
10P J-P-T GEH KOMPL

## Documents

### Product Drawings

[PL RECEPTACLE 3.3-6 MM2 TPPHBZ](#)

English

### CAD Files

Customer View Model

[ENG\\_CVM\\_CVM\\_790319-5\\_AB.2d\\_dxf.zip](#)

English

[3D PDF](#)



3D

Customer View Model

[ENG\\_CVM\\_CVM\\_790319-5\\_AB.3d\\_igs.zip](#)

English

Customer View Model

[ENG\\_CVM\\_CVM\\_790319-5\\_AB.3d\\_stp.zip](#)

English

By downloading the CAD file I accept and agree to the [Terms and Conditions](#) of use.

### Product Specifications

[AMP positive lock MKI rec. terminal with latching device](#)

[Application Specification](#)

[Application Specification](#)

English

[APPLICATION SPECIFICATION FOR: AMP POSITIVE LOCK REC. TERMINAL MKI \(SPECIFICA DI APPLICAZIONE PER TERMINALE AMP POSITIVE LOCK RECEPTACLE MKI\)](#)

English