

735187-2 ✓ ACTIVE

FASTON | FASTON 110


TE Internal #: 735187-2

PCB Terminals, Tab, Mating Tab Width 2.8 mm [.11 in], PCB Hole Diameter 1.4 mm [.055 in], Through Hole - Solder, Tin Plating, Bag, FASTON 110

[View on TE.com >](#)



Terminals & Splices > PCB Terminals



PCB Terminal Type: **Tab**

Mating Tab Width: **2.8 mm [.11 in]**

Mating Tab Thickness: **.51 mm [.02 in]**

PCB Hole Diameter: **1.4 mm [.055 in]**

Profile Height from PCB: **8.6 mm [.343 in]**

Features

Configuration Features

Stud Hole	No
Terminal Angle	180 °

Contact Features

Contact Plating Material	Tin
PCB Terminal Type	Tab
Mating Tab Width	2.8 mm[.11 in]
Mating Tab Thickness	.51 mm[.02 in]
Terminal Plating Material	Tin
Terminal Size	2.8
Terminal Orientation	Vertical

Termination Features

Termination Method to Printed Circuit Board	Through Hole - Solder
Product Terminates To	Printed Circuit Board

Dimensions



Extension Below Board	3.8 mm[.149 in]
Receptacle Terminal Stock Thickness	.51 mm[.02 in]
PCB Hole Diameter	1.4 mm[.055 in]
Profile Height from PCB	8.6 mm[.343 in]

Usage Conditions

Insulation Option	Uninsulated
Operating Temperature Range	-40 – 105 °C[-40 – 221 °F]

Packaging Features

Packaging Quantity	500
Packaging Method	Bag

Product Compliance

[For compliance documentation, visit the product page on TE.com>](#)

EU RoHS Directive 2011/65/EU	Compliant
EU ELV Directive 2000/53/EC	Compliant
China RoHS 2 Directive MIIT Order No 32, 2016	No Restricted Materials Above Threshold
EU REACH Regulation (EC) No. 1907/2006	Current ECHA Candidate List: JUNE 2022 (224) Candidate List Declared Against: JAN 2022 (223) SVHC > Threshold: Not Yet Reviewed
Halogen Content	Low Halogen - Br, Cl, F, I < 900 ppm per homogenous material. Also BFR/CFR/PVC Free
Solder Process Capability	Wave solder capable to 265°C

Product Compliance Disclaimer

This information is provided based on reasonable inquiry of our suppliers and represents our current actual knowledge based on the information they provided. This information is subject to change. The part numbers that TE has identified as EU RoHS compliant have a maximum concentration of 0.1% by weight in homogenous materials for lead, hexavalent chromium, mercury, PBB, PBDE, DBP, BBP, DEHP, DIBP, and 0.01% for cadmium, or qualify for an exemption to these limits as defined in the Annexes of Directive 2011/65/EU (RoHS2). Finished electrical and electronic equipment products will be CE marked as required by Directive 2011/65/EU. Components may not be CE marked. Additionally, the part numbers that TE has identified as EU ELV compliant have a maximum concentration of 0.1% by weight in homogenous materials for lead, hexavalent chromium, and mercury, and 0.01% for cadmium, or qualify for an exemption to these limits as defined in the Annexes of Directive 2000/53/EC (ELV). Regarding the REACH Regulation, the information TE provides on SVHC in articles for this part number is based on the latest European Chemicals Agency (ECHA) 'Guidance on requirements for substances in articles' posted at this URL: <https://echa.europa.eu/guidance-documents/guidance-on-reach>

Compatible Parts



TE Part # 726388-2
187 FASTON TAB TPBR



TE Part # 1-726388-2
187 FASTON,TAB,TPBR



TE Part # 60443-1
187 FASTON TAB BR



TE Part # 62061-1
110 FASTON TAB BR



TE Part # 62061-2
110 FASTON TAB BR



TE Part # 62628-2
110 FASTON TAB BR



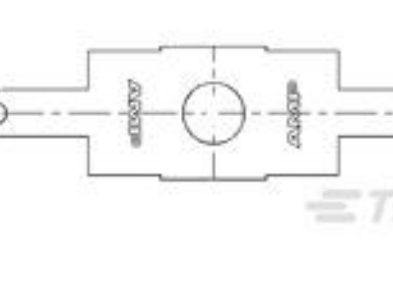
TE Part # 62836-1
110 FASTON TAB TPBR



TE Part # 61907-1
187 FASTON TAB TPBR




TE Part # 62628-1
100 FASTON TAB TPST




TE Part # 62629-2
110 FASTON TAB BR


Also in the Series | FASTON 110




Crimp Terminal Housings(17)



Insertion & Extraction Tools(1)

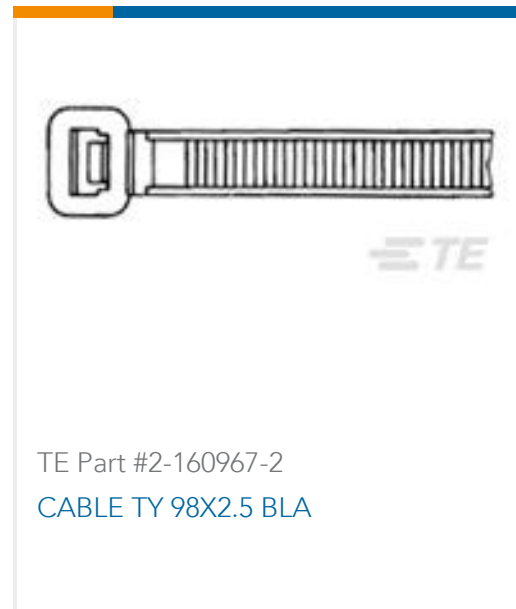


PCB Terminals(21)



Quick Disconnects(173)

Customers Also Bought



Documents

Product Drawings

110 FASTON TAB TPBR

English

CAD Files

3D PDF

3D

Customer View Model

[ENG_CVM_CVM_735187-2_G.2d_dxf.zip](#)

English

Customer View Model

[ENG_CVM_CVM_735187-2_G.3d_igs.zip](#)

English

Customer View Model

[ENG_CVM_CVM_735187-2_G.3d_stp.zip](#)

English

By downloading the CAD file I accept and agree to the [Terms and Conditions](#) of use.

Product Specifications

Product Specification

English

Product Environmental Compliance

TE Material Declaration

English

Agency Approvals

Agency Approval Document

735187-2

PCB Terminals, Tab, Mating Tab Width 2.8 mm [.11 in], PCB Hole Diameter 1.4 mm [.055 in], Through Hole - Solder, Tin Plating, Bag, FASTON 110



English