



Insulated Terminals Molded Diallyl



Bifurcated

Please Refer to Figure 1601

Internal Threads

Part No.	"T" Thread	W	Y	Z	DWV
1601A	6-32 x 3	.250	.375	.625	6000
1601B	4-40 x 3	.250	.375	.625	6000
1601C	4-40 x 3	.250	.375	.625	6000
750	4-40 x .21	.250	.594	.840	8400
750A	6-32 x .21	.250	.594	.840	8400
753	4-40	.250	.531	.720	8000
753A	6-32	.250	.531	.720	8000
756	4-40 x .15	.250	.375	.560	6000
756A	6-32 x .15	.250	.375	.560	6000
757	4-40 x .21	.250	.593	.780	8400
757A	6-32 x .21	.250	.593	.780	8400
773	6-32 x .21	.250	.531	.720	8000
773A	4-40 x .21	.250	.531	.720	8000
1604A	6-32 x .15	.250	.375	.562	6000
1604B	4-40 x .15	.250	.375	.562	6000

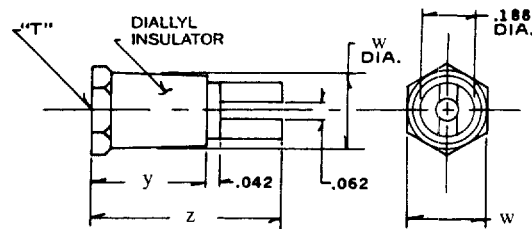


Fig. 1601

Bifurcated

Please Refer to Figure 1602

Swage Type

Part No.	"D" Barrel Diameter	W	X	Y	Z	SWAGE TOOL	DWV
1602A	.113	.250	.075	.375	.620	1602	6000
1602B	.113	.250	.105	.375	.620	1602	6000
1602C	.113	.250	.135	.375	.620	1602	6000
1602D	.113	.250	.165	.375	.620	1602	6000
751A	.101	.250	.094	.593	.840	751	8400
751B	.101	.250	.125	.593	.840	751	8400
752A	.101	.250	.094	.375	.620	752	6900
752B	.101	.250	.125	.375	.620	752	6900
1605A	.113	.250	.075	.375	.560	1605	6000
1605B	.113	.250	.150	.375	.560	1605	6000
1605C	.113	.250	.135	.375	.560	1605	6000
1605D	.113	.250	.165	.375	.560	1605	6000
1611A	.113	.250	.075	.531	.720	1611	8000
1611B	.113	.250	.105	.531	.720	1611	8000
1611C	.113	.250	.135	.531	.720	1611	8000
1611D	.113	.250	.165	.531	.720	1611	8000
1617A	.113	.250	.075	.593	.780	1617	8400
1617B	.113	.250	.105	.593	.780	1617	8400
1617C	.113	.250	.135	.593	.780	1617	8400
1617D	.113	.250	.165	.593	.780	1617	8400
1614A	.113	.250	.075	.593	.840	1614	8400
1614B	.113	.250	.105	.593	.840	1614	8400
1614C	.113	.250	.135	.593	.840	1614	8400
1614D	.113	.250	.165	.593	.840	1614	8400

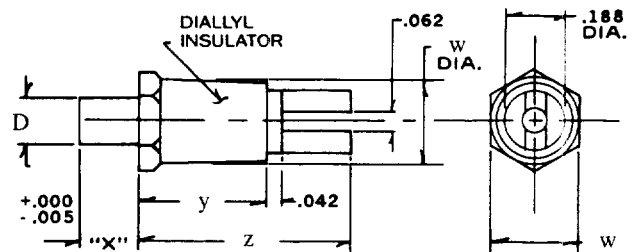


Fig. 1602

Standard Plating Suffix to Part Number

See Page 93 for all plating options.

Terminal		Base
-7 (Au over Cu)	or	-12 (Ni over Cu)
-4 (Sb over Cu)		-12 (Ni over Cu)
-55 (Sn over Cu) Reflowed		1601, 1604 Only

TOLERANCE: .xxx ±.010, .xx ±.016 (ALL DIMS. BEFORE PLATING)



Insulated Terminals Molded Diallyl

Bifurcated

Please Refer to Figure 1603

External Threads

Part No.	"T" Thread	W	X	Y	Z	DWV
1603A	6-32	.250	.188	.375	.560	6000
1603B	6-32	.250	.250	.375	.560	6000
1603C	6-32	.250	.312	.375	.560	6000
1603D	6-32	.250	.375	.375	.560	6000
1603E	4-40	.250	.188	.375	.560	6000
1603F	4-40	.250	.250	.375	.560	6000
1603G	4-40	.250	.312	.375	.560	6000
1603H	4-40	.250	.375	.375	.560	6000
1609A	6-32	.250	.188	.531	.720	8000
1609B	6-32	.250	.250	.531	.720	8000
1609C	6-32	.250	.312	.531	.720	8000
1609D	6-32	.250	.375	.531	.720	8000
1609E	4-40	.250	.188	.531	.720	8000
1609F	4-40	.250	.250	.531	.720	8000
1615A	6-32	.250	.188	.593	.780	8400
1615B	6-32	.250	.250	.593	.780	8400
1615C	6-32	.250	.312	.593	.780	8400
1615D	6-32	.250	.375	.593	.780	8400
1615E	4-40	.250	.188	.593	.780	8400
1615F	4-40	.250	.250	.593	.780	8400
1615G	4-40	.250	.312	.593	.780	8400
1615H	4-40	.250	.375	.593	.780	8400

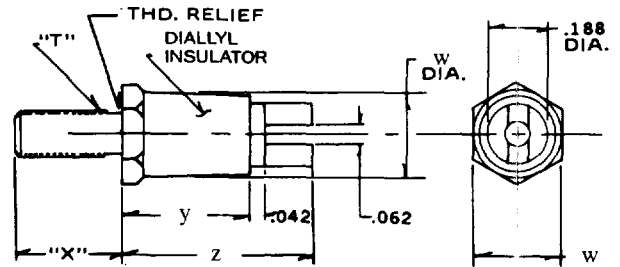


Fig. 1603

Bifurcated

Please Refer to Figure 754

External Threads

Part No.	"T" Thread	W	X	Y	Z	DWV
754	4-40	.250	.218	.593	.840	8400
754A	6-32	.250	.188	.593	.840	8400
754B	6-32	.250	.250	.593	.840	8400
754C	6-32	.250	.312	.593	.840	8400
754D	6-32	.250	.375	.593	.840	8400
754E	4-40	.250	.188	.593	.840	8400
754F	4-40	.250	.250	.593	.840	8400
755	4-40	.250	.218	.375	.620	6000
755A	6-32	.250	.188	.375	.620	6000
755B	6-32	.250	.250	.375	.620	6000
755C	6-32	.250	.312	.375	.620	6000
755D	6-32	.250	.375	.375	.620	6000
755E	4-40	.250	.188	.375	.620	6000
755F	4-40	.250	.250	.375	.620	6000
755G	6-32	.250	.218	.375	.620	6000

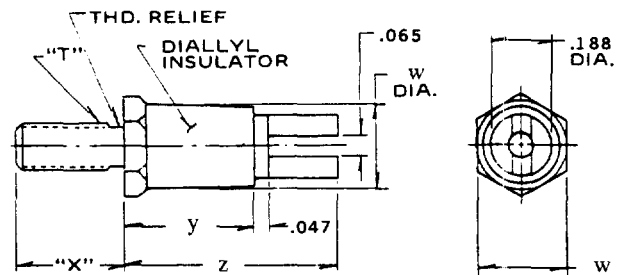


Fig. 754

Standard Plating Suffix to Part Number

See Page 93 for all plating options.

Terminal

- 7 (Au over Cu)
- 4 (Sb over Cu)
- 55 (Sn over Cu)

Reflowed
754, 755 only

Base

- 12 (Ni over Cu)
- 12 (Ni over Cu)
- 12 (Ni over Cu)

or

Winchester Electronics

TOLERANCE: .xxx ±.010, .xx ±.016 (ALL DIMS. BEFORE PLATING)

400 Park Road • Watertown, Ct 06795-0500 • Phone: (860)945-5000 • FAX: (860)945-5191 • E-MAIL: useco@littion-wed.com