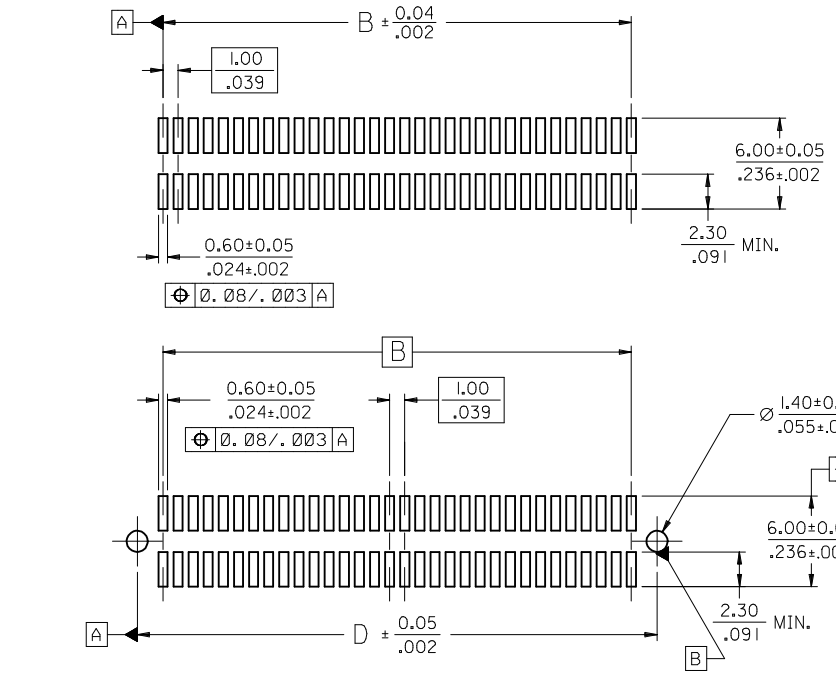


CIRCUIT SIZE	DIM. A	DIM. B	DIM. C	DIM. D
20	$\frac{13.90}{.547}$	$\frac{9.00}{.354}$	$\frac{12.58}{.495}$	$\frac{12.40}{.488}$
30	$\frac{18.90}{.744}$	$\frac{14.00}{.551}$	$\frac{17.58}{.692}$	$\frac{17.40}{.685}$
40	$\frac{23.90}{.941}$	$\frac{19.00}{.748}$	$\frac{22.58}{.889}$	$\frac{22.40}{.882}$
50	$\frac{28.90}{1.138}$	$\frac{24.00}{.945}$	$\frac{27.58}{1.086}$	$\frac{27.40}{1.079}$
60	$\frac{33.90}{1.335}$	$\frac{29.00}{1.142}$	$\frac{32.58}{1.283}$	$\frac{32.40}{1.276}$
64	$\frac{35.90}{1.413}$	$\frac{31.00}{1.220}$	$\frac{34.58}{1.361}$	$\frac{34.40}{1.354}$
70	$\frac{38.90}{1.531}$	$\frac{34.00}{1.339}$	$\frac{37.58}{1.480}$	$\frac{37.40}{1.472}$
80	$\frac{43.90}{1.728}$	$\frac{39.00}{1.535}$	$\frac{42.58}{1.676}$	$\frac{42.40}{1.669}$
84	$\frac{45.90}{1.807}$	$\frac{41.00}{1.614}$	$\frac{44.58}{1.755}$	$\frac{44.40}{1.748}$
90	$\frac{48.90}{1.925}$	$\frac{44.00}{1.732}$	$\frac{47.58}{1.873}$	$\frac{47.40}{1.866}$
100	$\frac{53.90}{2.122}$	$\frac{49.00}{1.929}$	$\frac{52.58}{2.070}$	$\frac{52.40}{2.063}$
110	$\frac{58.90}{2.319}$	$\frac{54.00}{2.126}$	$\frac{57.58}{2.267}$	$\frac{57.40}{2.260}$
120	$\frac{63.90}{2.516}$	$\frac{59.00}{2.323}$	$\frac{62.58}{2.464}$	$\frac{62.40}{2.457}$

NOTES:

- HOUSING MATERIAL: LIQUID CRYSTAL POLYMER (LCP) GLASS FILLED.; UL RATING: 94V-0; COLOR: WHITE OR BLACK
TERMINAL MATERIAL: PHOSPHOR BRONZE; 0.205/.0080 THICK
VACUUM CAP MATERIAL: STAINLESS STEEL; 0.255/.0100 THICK
- PLATING FINISHES: SEE SHEET 2
- PRODUCT SPECIFICATION: PS-71436-999
- PACKAGING SPECIFICATIONS: REFER TO CHART ON SHEET 2.
- MATES WITH: 71439 SERIES. SEE SHEET 2 FOR MATING VIEW AND STACK HEIGHT.
- PEGS ARE OPTIONAL. REFER TO CHART ON SHEET 2.
- VACUUM PICK & PLACE CAP IS OPTIONAL. REFER TO CHART ON SHEET 2.
- THIS PART CONFORMS TO EIA STANDARD 700 AAAB FOR 1.0mm TWO-PART CONNECTORS FOR USE WITH PARALLEL PRINTED BOARDS.
- COPLANARITY OF SMT TAILS: 0.10/.004 MAX.
- 64-CIRCUIT PLUG ASSEMBLY WITH PEGS AND VACUUM CAP SHOWN FOR ILLUSTRATION PURPOSES ONLY.
- DIMENSIONS ARE IN mm/IN. INCH DIMENSIONS SHOWN FOR REFERENCE ONLY.
- ASSEMBLY TO HAVE DATE CODE: XX XX WEEK YEAR

WEEK YEAR



RECOMMENDED PCB LAYOUT (WITH AND WITHOUT PEGS)

RECOMMENDED PCB THICKNESS: 1.00±0.10/.039±.004 MIN.

CLARIFY TIN PLATING	QUALITY SYMBOLS
EC NO: UCP2017-1097	$\nabla = 0$
DRW:SSORADI 2016/11/14	$\nabla = 0$
CHKD: APPR:KLANG	$\nabla = 0$
REV: 2016/11/23	

GENERAL TOLERANCES (UNLESS SPECIFIED)	DIMENSION STYLE MM/IN
4 PLACES ± --- ± ---	DRAWN BY REED DATE 1995/03/23
3 PLACES ± --- ± .005	CHECKED BY REED DATE 1995/01/23
2 PLACES ± 0.13 ± .01	APPROVED BY SMILLER DATE 2014/10/27
1 PLACE ± 0.25 ± ---	
0 PLACE ± --- ± ---	
ANGULAR ±1/2°	
DRAFT WHERE APPLICABLE MUST REMAIN WITHIN DIMENSIONS	

MATERIAL NO.	SCALE	DESIGN UNITS METRIC	THIRD ANGLE PROJECTION
SEE SHEET 2			

TITLE	DOCUMENT NO.	SHEET NO.
SALES ASSY, 1.0MM BOARD TO BOARD PLUG CONNECTOR 4.30/169 STACK HEIGHT	SDA-71436-2***	1 OF 2
molex		
THIS DRAWING CONTAINS INFORMATION THAT IS PROPRIETARY TO MOLEX INCORPORATED AND SHOULD NOT BE USED WITHOUT WRITTEN PERMISSION		

WHITE (NATURAL) MATERIAL

CIRCUIT SIZE	PLUG ASSEMBLY ITEM NUMBER	PEGS	CONTACT PLATING (SEE PLATING NOTES)	PICK & PLACE CAP	PACKAGING SPEC. NUMBER	PACKAGING TYPE
64	71436-2164	YES	30 GOLD	NO	PK-70873-0607	TUBE
64	71436-2364	YES	30 GOLD	YES	PK-70873-0607	TUBE
64	71436-2464	YES	30 GOLD	YES	PK-70873-063	TAPE & REEL
64	71436-2564	NO	30 GOLD	NO	PK-70873-0606	TUBE
64	71436-2764	NO	30 GOLD	YES	PK-70873-0606	TUBE
64	71436-2864	NO	30 GOLD	YES	PK-70873-063	TAPE & REEL
64	71436-2264	NO	50 GOLD	YES	PK-70873-063	TAPE & REEL
64	71436-2664	YES	50 GOLD	NO	PK-70873-0607	TUBE
64	71436-2064	NO	50 GOLD	NO	PK-70873-0606	TUBE

PLATING NOTES:

30 GOLD: SELECTIVE GOLD (Au) IN THE CONTACT AREA;
THICKNESS = 0.76 MICROMETERS (30 MICROINCHES) MINIMUM;
SELECTIVE MATTE TIN (Sn) IN THE PC TAIL AREA;
THICKNESS = 1.88 MICROMETERS (75 MICROINCHES) MINIMUM;
NICKEL UNDERPLATE OVERALL.

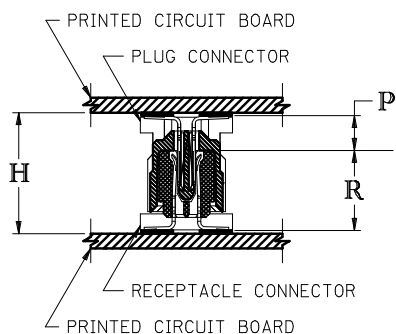
50 GOLD: SELECTIVE GOLD (Au) IN THE CONTACT AREA;
THICKNESS = 1.27 MICROMETERS (50 MICROINCHES) MINIMUM;
SELECTIVE MATTE TIN (Sn) IN THE PC TAIL AREA;
THICKNESS = 1.88 MICROMETERS (75 MICROINCHES) MINIMUM;
NICKEL UNDERPLATE OVERALL.

BLACK MATERIAL WITH PICK & PLACE CAP

CIRCUIT SIZE	PLUG ASSEMBLY ITEM NUMBER	PEGS	CONTACT PLATING (SEE NOTES PAGE2)	PICK & PLACE CAP	PACKAGING SPEC. NUMBER	PACKAGING TYPE
64	71436-2964	NO	30 GOLD	YES	PK-70873-063	TAPE & REEL

RECOMMENDED PLUG/RECEPTACLE COMBINATION FOR
MATED STACK HEIGHT PER EIA STANDARD 700 AAAB

MATED STACK HEIGHT	RECEPTACLE HEIGHT	RECEPTACLE SERIES NO.	PLUG HEIGHT	PLUG SERIES NO.
10.00/.394	5.30/.209	71439-0***	4.30/.169	71436-2***
12.00/.472	7.30/.287	71439-1***	4.30/.169	71436-2***
13.00/.512	8.30/.327	71439-2***	4.30/.169	71436-2***
15.00/.591	10.30/.406	71439-3***	4.30/.169	71436-2***



PLUG STACK HEIGHT
+ RECEPTACLE STACK HEIGHT
+ 0.40/.016 (SOLDER PASTE ALLOWANCE)
= MATED STACK HEIGHT

P = PLUG STACK HEIGHT
R = RECEPTACLE STACK HEIGHT
H = MATED STACK HEIGHT

SEE SHEET 1 EC NO: UCP2017-1097 DRW:SSORAD1 2016/11/14 CHKD: APPR:KLANG 2016/11/23 REW:	QUALITY SYMBOLS	GENERAL TOLERANCES (UNLESS SPECIFIED)	DIMENSION STYLE MM/IN	SCALE	DESIGN UNITS METRIC	THIRD ANGLE PROJECTION
	▽=0	mm INCH	DRAWN BY DATE	TITLE	SALES ASSY, 10MM BOARD TO BOARD PLUG CONNECTOR 4.30/.169 STACK HEIGHT molex DOCUMENT NO. SDA-71436-2*** SHEET NO. 2 OF 2	
	▽=0	4 PLACES ± --- ± ---	REED 1995/03/23	CHECKED BY DATE		
	▽=0	3 PLACES ± --- ± .005	REED 1995/03/23	APPROVED BY DATE		
		2 PLACES ± 0.13 ± .01	SMILLER 2014/10/27			
	1 PLACE ± 0.25 ± ---					
	0 PLACE ± --- ± ---	ANGULAR ±1/2°	MATERIAL NO.			
		DRAFT WHERE APPLICABLE MUST REMAIN WITHIN DIMENSIONS	SEE TABLES			

WHITE (NATURAL) MATERIAL

CIRCUIT SIZE	PLUG ASSEMBLY ITEM NUMBER	PEGS	CONTACT PLATING (SEE PLATING NOTES)	PICK & PLACE CAP	PACKAGING SPEC. NUMBER	PACKAGING TYPE
64	71436-2164	YES	30 GOLD	NO	PK-70873-0607	TUBE
64	71436-2364	YES	30 GOLD	YES	PK-70873-0607	TUBE
64	71436-2464	YES	30 GOLD	YES	PK-70873-063	TAPE & REEL
64	71436-2564	NO	30 GOLD	NO	PK-70873-0606	TUBE
64	71436-2764	NO	30 GOLD	YES	PK-70873-0606	TUBE
64	71436-2864	NO	30 GOLD	YES	PK-70873-063	TAPE & REEL
64	71436-2264	NO	50 GOLD	YES	PK-70873-063	TAPE & REEL
64	71436-2664	YES	50 GOLD	NO	PK-70873-0607	TUBE
64	71436-2064	NO	50 GOLD	NO	PK-70873-0607	TUBE

PLATING NOTES:

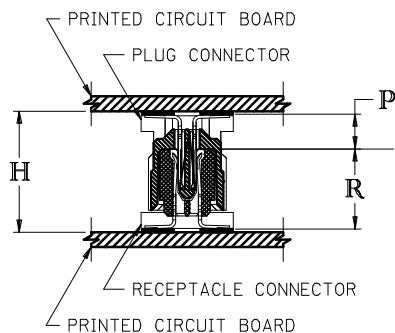
- 30 GOLD: SELECTIVE GOLD (Au) IN THE CONTACT AREA;
THICKNESS = 0.76 MICROMETERS (30 MICROINCHES) MINIMUM;
SELECTIVE TIN (Sn) IN THE PC TAIL AREA;
THICKNESS = 1.88 MICROMETERS (75 MICROINCHES) MINIMUM;
NICKEL UNDERPLATE OVERALL.
- 50 GOLD: SELECTIVE GOLD (Au) IN THE CONTACT AREA;
THICKNESS = 1.27 MICROMETERS (50 MICROINCHES) MINIMUM;
SELECTIVE TIN (Sn) IN THE PC TAIL AREA;
THICKNESS = 1.88 MICROMETERS (75 MICROINCHES) MINIMUM;
NICKEL UNDERPLATE OVERALL.

BLACK MATERIAL WITH PICK & PLACE CAP

CIRCUIT SIZE	PLUG ASSEMBLY ITEM NUMBER	PEGS	CONTACT PLATING (SEE NOTES PAGE2)	PICK & PLACE CAP	PACKAGING SPEC. NUMBER	PACKAGING TYPE
64	71436-2964	NO	30 GOLD	YES	PK-70873-063	TAPE & REEL

RECOMMENDED PLUG/RECEPTACLE COMBINATION FOR MATED STACK HEIGHT PER EIA STANDARD 700 AAAB

MATED STACK HEIGHT	RECEPTACLE HEIGHT	RECEPTACLE SERIES NO.	PLUG HEIGHT	PLUG SERIES NO.
10.00/.394	5.30/.209	71439-0***	4.30/.169	71436-2***
12.00/.472	7.30/.287	71439-1***	4.30/.169	71436-2***
13.00/.512	8.30/.327	71439-2***	4.30/.169	71436-2***
15.00/.591	10.30/.406	71439-3***	4.30/.169	71436-2***



PLUG STACK HEIGHT
+ RECEPTACLE STACK HEIGHT
+ 0.40/.016 (SOLDER PASTE ALLOWANCE)
= MATED STACK HEIGHT

BOTTOMING SURFACE

P = PLUG STACK HEIGHT
R = RECEPTACLE STACK HEIGHT
H = MATED STACK HEIGHT

ADD 71436-2064/-2664 EC NO: UCP2007-2420 DRWN:MSI BARRA 2007/05/08 CHKD:J MORGAN 2007/05/17 APPR:SMILLER 2007/05/18	QUALITY SYMBOLS ▽=0 ▽=0	GENERAL TOLERANCES (UNLESS SPECIFIED)		DIMENSION STYLE MM/IN		SCALE ---	DESIGN UNITS INCH	THIRD ANGLE PROJECTION	
		4 PLACES ± --- INCH 3 PLACES ± --- INCH 2 PLACES ± --- INCH 1 PLACE ± --- INCH	DRAWN BY REED	DATE 1995/03/23	TITLE SALES ASSY, 1.0MM BOARD TO BOARD PLUG CONNECTOR 4.30/169 STACK HEIGHT		MOLEX INCORPORATED		SHEET NO. 2 OF 2
DRAFT WHERE APPLICABLE MUST REMAIN WITHIN DIMENSIONS		APPROVED BY BIXLER		DATE 1995/03/23		MATERIAL NO. SEE TABLE		DOCUMENT NO. SDA-71436-2***	
THIS DRAWING CONTAINS INFORMATION THAT IS PROPRIETARY TO MOLEX INCORPORATED AND SHOULD NOT BE USED WITHOUT WRITTEN PERMISSION									