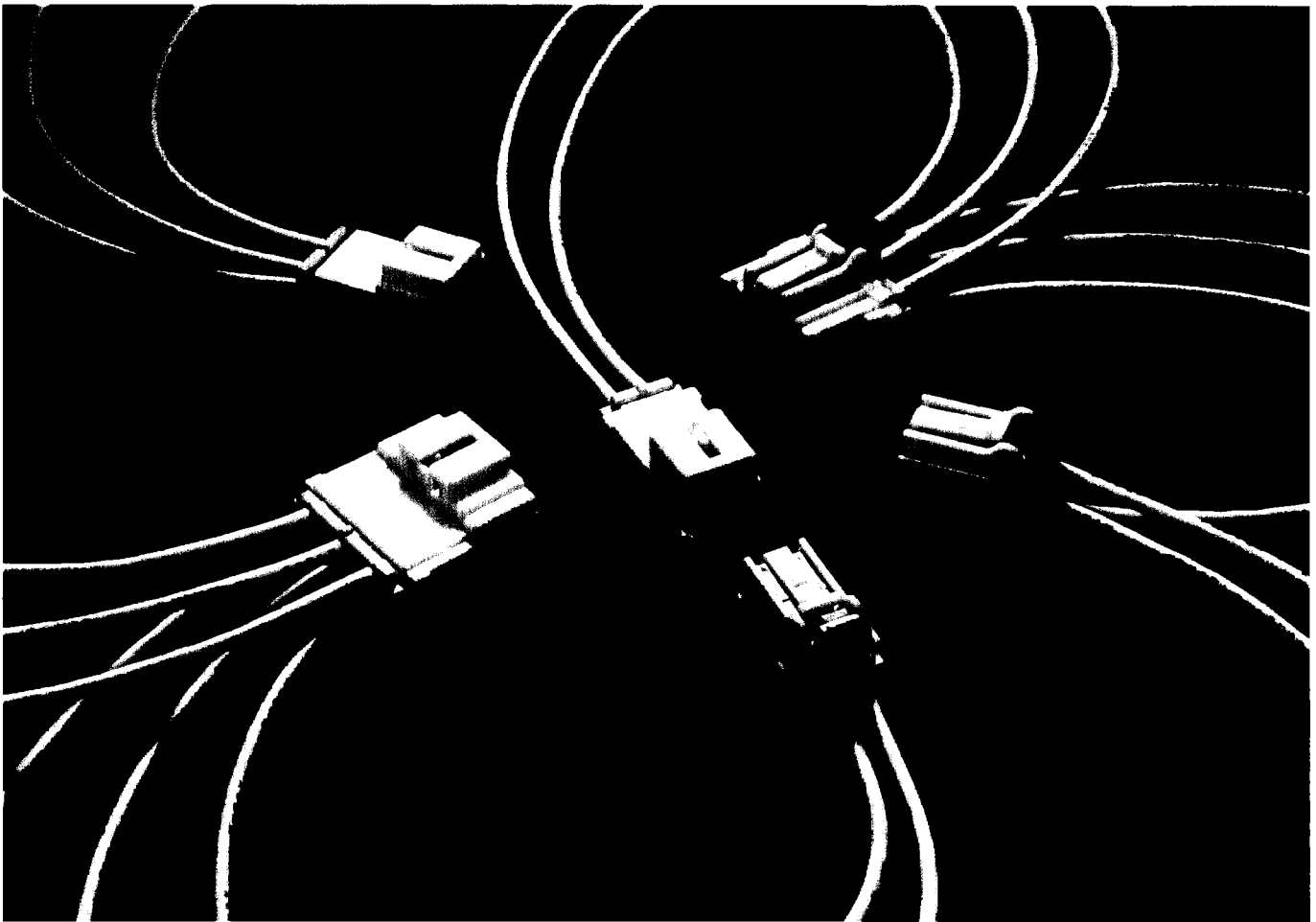


NEW 250 CONN.



NEW 250 CONNECTOR

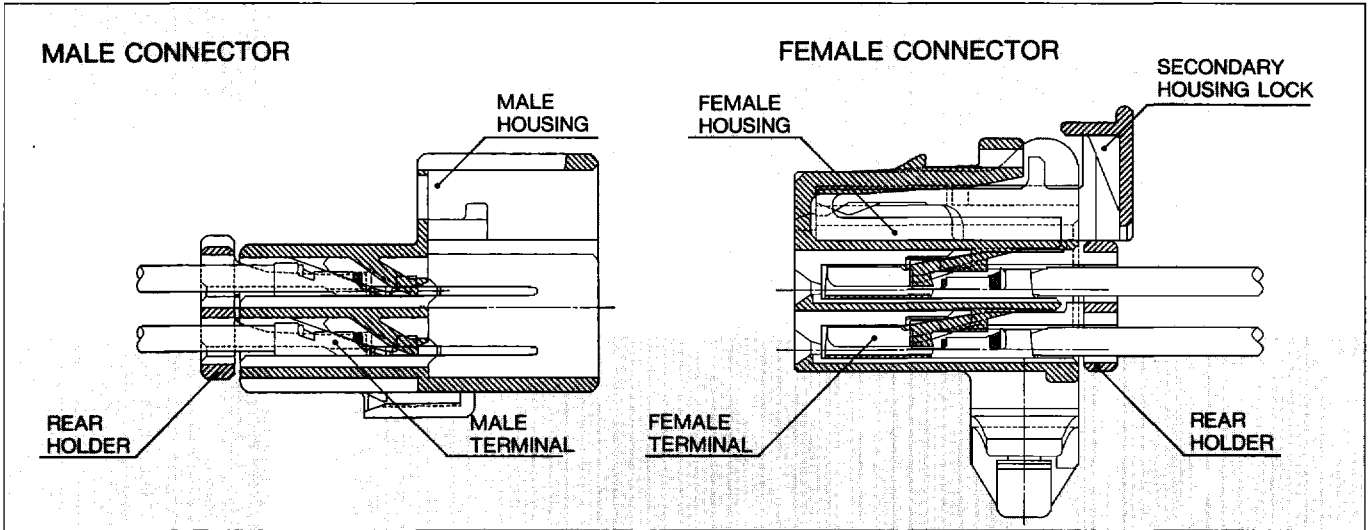
IMPROVED DESIGN OF 250 CONNECTOR FOR HIGHER RELIABILITY.

(DISTINCTIV FEATURES)

1. COMPLETE CONNECTION ASSURED BY USE OF PRE-SET DUAL LOCK CONNECTOR SYSTEM.
2. DOUBLE TERMINAL LOCKING SYSTEM ELIMINATES TERMINAL PUSH-OUT.

NEW 250

CONSTRUCTION



SPECIFICATIONS

MATERIAL	HOUSING	PBT
	MALE TERMINAL	BRASS (NO PLATING AND TIN PLATING)
	FEMALE TERMINAL	BRASS (NO PLATING AND TIN PLATING)
	*CURRENT CAPACITY (REFERENCE)	20A
	RESISTANCE AT LOW VOLTAGE	3mΩ MAX. (INITIAL VALUE)
	INSULATION RESISTANCE	DC500V 100MΩ MIN.
	DIELECTRIC STRENGTH	C1000V (1 min.)

*CURRENT CAPACITY WILL BE AFFECTED BY CONDITIONS SUCH AS POLE QUANTITY, WIRE SIZE, AMBIENT TEMPERATURE, ETC.

PART NUMBER CHART

PART NAME	MALE TERMINAL	FEMALE TERMINAL
TERMINAL	7114-2250	7116-2640
	7114-2250-02	7116-2640-02
	7114-2251	7116-2641
	7114-2251-02	7116-2641-02
	7114-2252	7116-2642
	7114-2252-02	7116-2642-02

PART NAME	POLES	MALE CONNECTOR	FEMALE CONNECTOR
HOUSING	1	7222-5515	7223-5515
	1	7222-5515	7223-5516
	2	7222-5525	7223-5525
	2	7222-5525	7223-5526
	3	7222-5535	7223-5535
	3	7222-5535	7223-5536
	4	7222-5545	7223-5545
	4	7222-5545	7223-5546
	6	7222-5565	7223-5565
	6	7222-5565	7223-5566

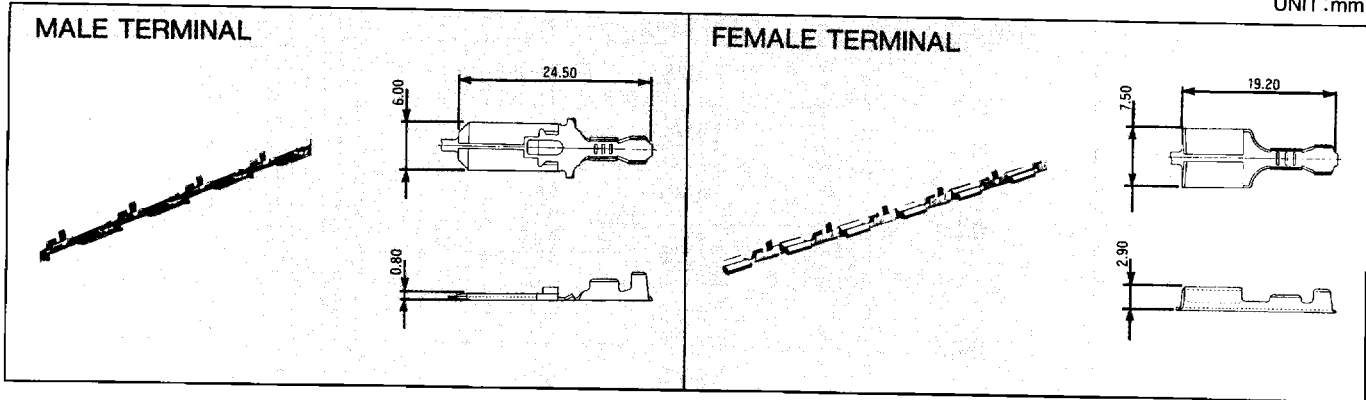
WHILE NATURAL COLOR IS THE STANDARD, OTHER COLORS ARE ALSO AVAILABLE AT YOUR REQUEST.

THIS CONNECTOR IS AVAILABLE IN 4 VARIATIONS.

PLEASE REFER TO THE CHART ON P.140 FOR MORE INFORMATION.

TERMINAL

UNIT:mm



■ SPECIFICATIONS

PART NAME	PART NUMBER	MATERIAL	TREATMENT	MATERIAL THICKNESS
MALE TERMINAL	7114-2250	BRASS	—	t=0.4
	7114-2251			
	7114-2252			
	7114-2250-02	BRASS	TIN PLATING	
	7114-2251-02			
	7114-2252-02			
FEMALE TERMINAL	7116-2640	BRASS	—	t=0.32
	7116-2641			
	7116-2642			
	7116-2640-02	BRASS	TIN PLATING	
	7116-2641-02			
	7116-2642-02			

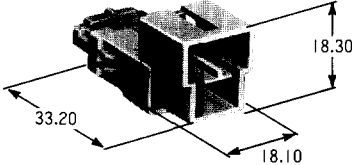
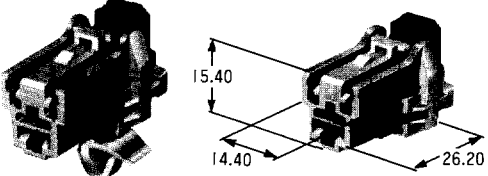
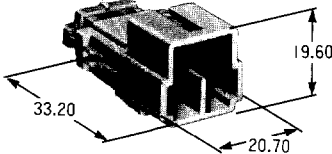
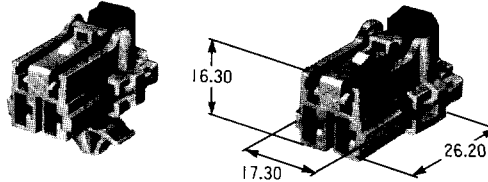
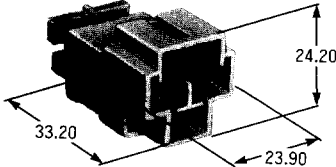
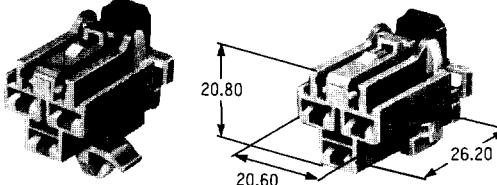
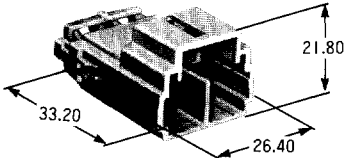
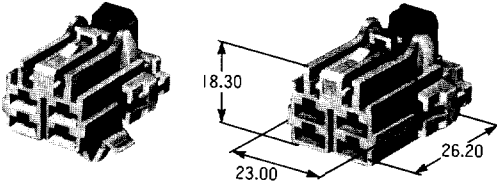
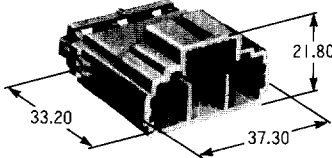
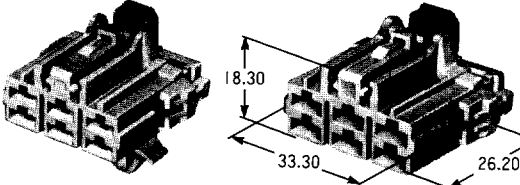
NEW 250

● APPLICABLE WIRE CHART

PART NAME	WIRE SIZE (mm ²)	WIRE TYPE	PART NUMBER
MALE TERMINAL	0.3	AVS	7114-2250
			7114-2250-02
		CAVS	7114-2250
			7114-2250-02
	0.5	AVS	7114-2250
			7114-2250-02
		CAVS	7114-2250
			7114-2250-02
	0.85	AVS	7114-2251
			7114-2251-02
		CAVS	7114-2251
			7114-2251-02
	1.25	AVS	7114-2251
			7114-2251-02
		CAVS	7114-2251
			7114-2251-02
2	AVS	7114-2251	
		7114-2251-02	
2f	AVSS	7114-2251	
		7114-2251-02	
3	AVS	7114-2252	
		7114-2252-02	
FEMALE TERMINAL	0.3	AVS	7116-2640
			7116-2640-02
		CAVS	7116-2640
			7116-2640-02
	0.5	AVS	7116-2640
			7116-2640-02
		CAVS	7116-2640
			7116-2640-02
	0.85	AVS	7116-2641
			7116-2641-02
		CAVS	7116-2641
			7116-2641-02
	1.25	AVS	7116-2641
			7116-2641-02
		CAVS	7116-2641
			7116-2641-02
2	AVS	7116-2641	
		7116-2641-02	
2f	AVSS	7116-2641	
		7116-2641-02	
3	AVS	7116-2642	
		7116-2642-02	

HOUSING MATERIAL: PBT

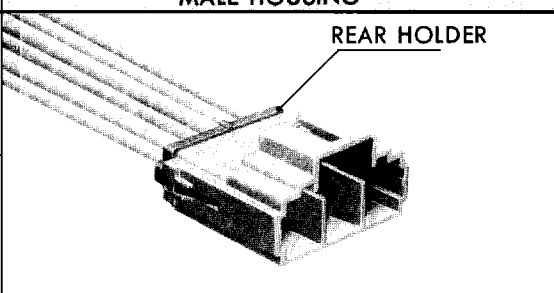

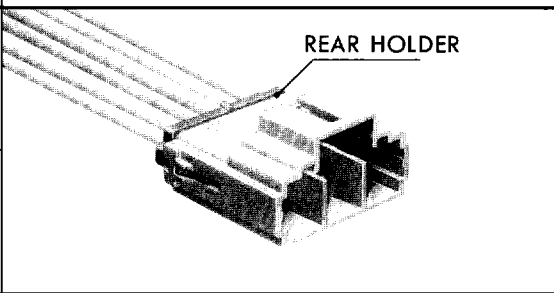
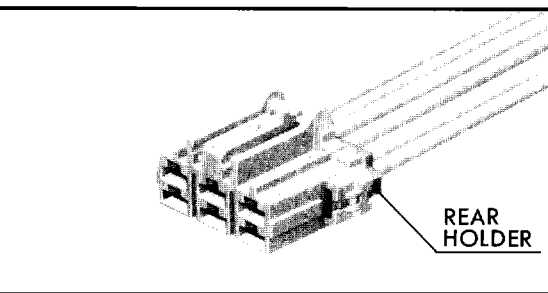
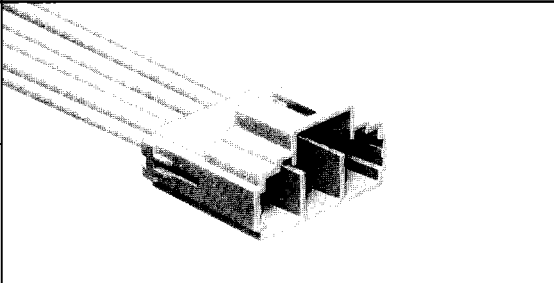
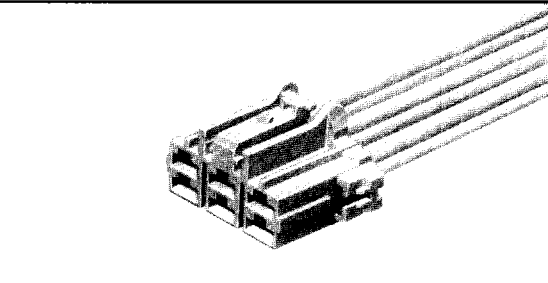
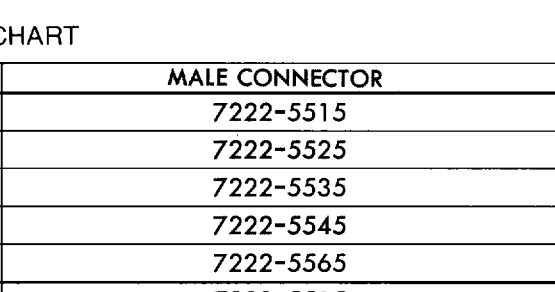
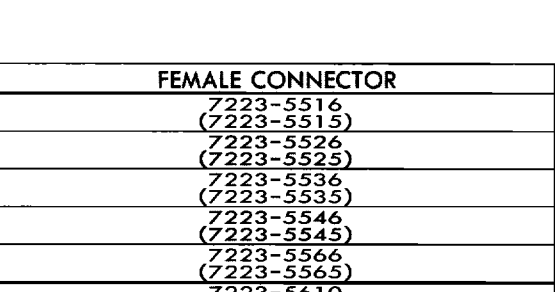

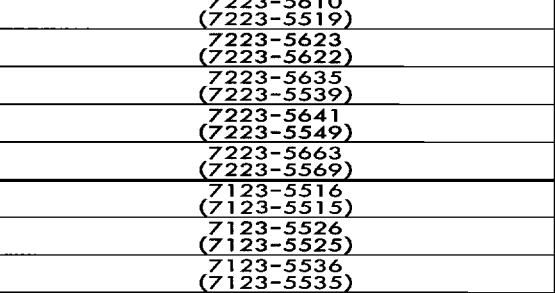

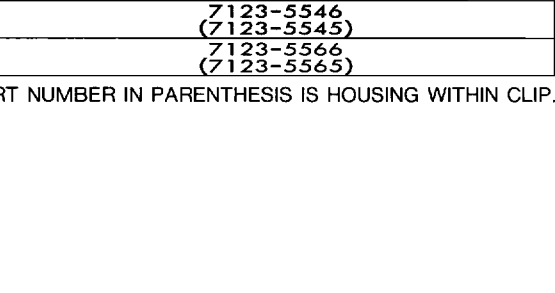
UNIT: mm

POLES	MALE HOUSING	FEMALE HOUSING
1	 <p>7222-5515</p>	 <p>(7223-5515) 7223-5516</p>
2	 <p>7222-5525</p>	 <p>(7223-5525) 7223-5526</p>
3	 <p>7222-5535</p>	 <p>(7223-5535) 7223-5536</p>
4	 <p>7222-5545</p>	 <p>(7223-5545) 7223-5546</p>
5	 <p>7222-5565</p>	 <p>(7223-5565) 7223-5566</p>

THE PART NUMBER IN PARENTHESIS IS HOUSING WITHIN CLIP.

NEW 250

COMBINATION CHART

TYPE	SPECIFICATION		MALE HOUSING	FEMALE HOUSING
A	DOUBLE LOCK	WITH		
	REAR HOLDER	WITH		
B	DOUBLE LOCK	WITHOUT		
	REAR HOLDER	WITH		
C	DOUBLE LOCK	WITHOUT		
	REAR HOLDER	WITHOUT		

● PART NUMBER CHART

TYPE	POLES	MALE CONNECTOR	FEMALE CONNECTOR
A	1	7222-5515	7223-5516 (7223-5515)
	2	7222-5525	7223-5526 (7223-5525)
	3	7222-5535	7223-5536 (7223-5535)
	4	7222-5545	7223-5546 (7223-5545)
	6	7222-5565	7223-5566 (7223-5565)
B	1	7222-5515	7223-5610 (7223-5519)
	2	7222-5525	7223-5623 (7223-5622)
	3	7222-5535	7223-5635 (7223-5539)
	4	7222-5545	7223-5641 (7223-5549)
	6	7222-5565	7223-5663 (7223-5569)
C	1	7122-5515	7123-5516 (7123-5515)
	2	7122-5525	7123-5526 (7123-5525)
	3	7122-5535	7123-5536 (7123-5535)
	4	7122-5545	7123-5546 (7123-5545)
	6	7122-5565	7123-5566 (7123-5565)

THE PART NUMBER IN PARENTHESIS IS HOUSING WITHIN CLIP.