


Data sheet | Item number: 713-1412

THT male header, 2-row; 0.8 x 0.8 mm solder pin; straight; 100% protected against mismatching; Pin spacing 3.5 mm; 24-pole; black



www.wago.com/713-1412

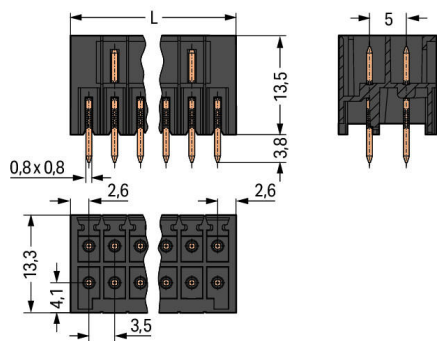
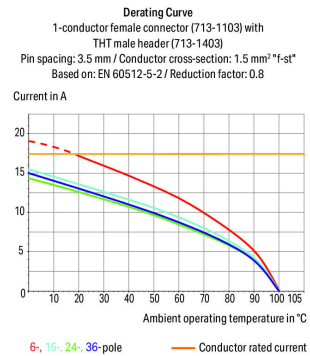


 Picture differs from the item.

RoHS  Compliant



Color: 



$$L = [(pole\ no./2) - 1] \times pin\ spacing + 5.2\ mm$$

Item description

- Male headers may be mounted horizontally or vertically via straight or angled solder pins
- Header housing is molded of THT-compatible insulation material for lead-free reflow soldering
- Separated pin slots prevent damage and make the headers touch-proof when unplugged

Subject to changes. Please also observe the further product documentation!

WAGO Kontakttechnik GmbH & Co. KG

Hansastr. 27

32423 Minden

Phone: +49571 887-0 | Fax: +49571 887-169

Email: info.de@wago.com | Web: www.wago.com

Do you have any questions about our products?

We are always happy to take your call at +49 (571) 887-44222.



- 100% protected against mismatching
- Coding option available

Safety information 1:

The *MCS – MULTI CONNECTION SYSTEM* includes connectors without breaking capacity in accordance with DIN EN 61984. When used as intended, these connectors must not be connected/disconnected when live or under load. The circuit design should ensure header pins, which can be touched, are not live when unmated.

Data**Electrical data****Ratings per IEC/EN**

Ratings per	IEC/EN 60664-1
Nominal voltage (III/3)	80 V
Rated surge voltage (III/3)	2.5 kV
Rated voltage (III/2)	160 V
Rated surge voltage (III/2)	2.5 kV
Nominal voltage (II/2)	250 V
Rated surge voltage (II/2)	2.5 kV
Rated current	10 A
Legend (ratings)	(III / 2) \triangleq Overvoltage category III / Pollution degree 2

Ratings per UL

Approvals per	UL 1059
Rated voltage UL (Use Group B)	150 V
Rated current UL (Use Group B)	10 A
Rated voltage UL (Use Group C)	50 V
Rated current UL (Use Group C)	10 A

Ratings per CSA

Approvals per	CSA
Rated voltage CSA (Use Group B)	150 V
Rated current CSA (Use Group B)	12 A

Connection data

Pole No.	24
Total number of potentials	24

Subject to changes. Please also observe the further product documentation!



Number of connection types	1
Number of levels	2

Physical data

Pin spacing	3.5 mm / 0.138 inch
Width	43.5 mm / 1.713 inch
Height	17.3 mm / 0.681 inch
Height from the surface	13.5 mm / 0.531 inch
Depth	13.3 mm / 0.524 inch
Solder pin length	3.8 mm
Solder pin dimensions	0.8 x 0.8 mm
Drilled hole diameter with tolerance	1.2 ^(+0.1) mm

Plug-in connection

Contact type (pluggable connector)	Male connector/plug
Connector (connection type)	for PCB
Mismating protection	Yes
Mating direction to the PCB	90°

PCB contact

PCB Contact	THT
Solder pin arrangement	over the entire male connector (in-line)
Number of solder pins per potential	1

Material data

Color	black
Material group	I
Insulation material	Polyphthalamide (PPA GF)
Flammability class per UL94	V0
Contact material	Electrolytic copper (E _{Cu})
Contact plating	tin-plated
Fire load	0.127 MJ
Weight	6.2 g

Subject to changes. Please also observe the further product documentation!

Environmental requirements



Limit temperature range -60 ... +100 °C

Commercial data


Product Group	3 (Multi Conn. System)
Packaging type	BOX
Country of origin	PL
GTIN	4045454700072
Customs tariff number	85366990990

Approvals / Certificates

Country specific Approvals

Logo	Approval	Additional Approval Text	Certificate name
	CCA DEKRA Certification B.V.	EN 61984	2169947.01
	CCA DEKRA Certification B.V.	IEC 61984	NL-30980
	CSA DEKRA Certification B.V.	C22.2	2315087

UL-Approvals

Logo	Approval	Additional Approval Text	Certificate name
	UL Underwriters Laboratories Inc.	UL 1059	E45172-19950922

Counterpart



Item no.713-1112

1-conductor female connector, 2-row; 100% protected against mismatching; 1.5 mm²; Pin spacing 3.5 mm; 24-pole; 1,50 mm²; black

www.wago.com/713-1112

Subject to changes. Please also observe the further product documentation!



Item no.713-1112/000-047

1-conductor female connector, 2-row; 100% protected against mismatching; direct marking; 1.5 mm²; Pin spacing 3.5 mm; 24-pole; 1,50 mm²; black

www.wago.com/713-1112/000-047



Item no.713-1112/000-9037

1-conductor female connector, 2-row; 100% protected against mismatching; direct marking; 1.5 mm²; Pin spacing 3.5 mm; 24-pole; 1,50 mm²; black

www.wago.com/713-1112/000-9037



Item no.713-1112/034-047

1-conductor female connector, 2-row; 100% protected against mismatching; Strain relief plate; direct marking; 1.5 mm²; Pin spacing 3.5 mm; 24-pole; 1,50 mm²; black

www.wago.com/713-1112/034-047



Item no.713-1112/034-9037

1-conductor female connector, 2-row; 100% protected against mismatching; Strain relief plate; direct marking; 1.5 mm²; Pin spacing 3.5 mm; 24-pole; 1,50 mm²; black

www.wago.com/713-1112/034-9037

Compatible products

Coding



Item no.: 714-101

Coding key; orange

www.wago.com/714-101

Downloads

Documentation

Additional Information

Technical explanations	2019 Apr 3	pdf 2.0 MB	Download
------------------------	------------	---------------	----------

CAD/CAE-Data

PCB Design

Symbol and Footprint 713-1412	URL	Download
-------------------------------	-----	----------

CAX data for your PCB design, consisting of "schematic symbols and PCB footprints", allow easy integration of the WAGO component into your development environment.

Supported formats:

- Accel EDA 14 & 15
- Altium 6 to current version
- Cadence Allegro
- DesignSpark
- Eagle Libraries
- KiCad

Subject to changes. Please also observe the further product documentation!



- Mentor Graphics BoardStation
- Mentor Graphics Design Architect
- Mentor Graphics Design Expedition 99 and 2000
- OrCAD 9.X PCB and Capture
- PADS PowerPCB 3, 3.5, 4.X, and 5.X
- PADS PowerPCB and PowerLogic 3.0
- PCAD 2000, 2001, 2002, 2004, and 2006
- Pulsonix 8.5 or newer
- STL
- 3D STEP
- TARGET 3001!
- View Logic ViewDraw
- Quadcept
- Zuken CadStar 3 and 4
- Zuken CR-5000 and CR-8000

PCB Component Libraries (EDA), PCB CAD Library Ultra Librarian

CAE data

ZUKEN Portal 713-1412	URL	Download
-----------------------	---------------------	--------------------------

CAD data

2D/3D Models 713-1412	URL	Download
-----------------------	---------------------	--------------------------

Environmental Product Compliance

Compliance Search

Environmental Product Compliance 713-1412	URL	Download
---	---------------------	--------------------------

THT male header, 2-row; 0.8 x 0.8 mm solder pin; straight; 100% protected against mismatching; Pin spacing 3.5 mm; 24-pole; black


Installation Notes

Coding

Subject to changes. Please also observe the further product documentation!

WAGO Kontakttechnik GmbH & Co. KG
Hansastr. 27
32423 Minden
Phone: +49571 887-0 | Fax: +49571 887-169
Email: info.de@wago.com | Web: www.wago.com

Do you have any questions about our products?
We are always happy to take your call at +49 (571) 887-44222.



Coding a male header by inserting a coding pin.

Product family

MCS MINI HD

[Show all products from the family](#)

Subject to changes. Please also observe the further product documentation!