

7-968970-1 ✓ ACTIVE

AMP | AMP MCP 2.8, AMP MCP Connector System

TE Internal #: 7-968970-1

Housing for Female Terminals, Wire-to-Wire, 6 Position, .197 in [5 mm] Centerline, Natural, Signal, Cable Mount (Free-Hanging), Hybrid

[View on TE.com >](#)



Connectors > Automotive Connectors > Connector Housings > AMP MCP, UNSEALED CONNECTOR HOUSING



Connector & Housing Type: **Housing for Female Terminals**

Mating Tab Width: **2.8 mm [ .11 in ]**

Connector System: **Wire-to-Wire**

Number of Positions: **6**

Centerline (Pitch): **5 mm [ .197 in ]**

[All AMP MCP, UNSEALED CONNECTOR HOUSING \(187\)](#)

## Features

### Product Type Features

|                           |                              |
|---------------------------|------------------------------|
| Connector & Housing Shape | Rectangular                  |
| Connector & Housing Type  | Housing for Female Terminals |
| Connector System          | Wire-to-Wire                 |
| Sealable                  | No                           |
| Hybrid Connector          | No                           |
| Primary Locking Feature   | On the Terminal              |

### Configuration Features

|                     |   |
|---------------------|---|
| Number of Positions | 6 |
| Number of Rows      | 2 |

### Electrical Characteristics

|                              |            |
|------------------------------|------------|
| Operating Voltage            | 28 VDC     |
| Nominal Voltage Architecture | 12 V, 24 V |



### Body Features

|                       |         |
|-----------------------|---------|
| Cable Exit Angle      | 180°    |
| Body Material         | PBT GF  |
| Primary Product Color | Natural |
| Connector Code        | B       |

### Contact Features

|                  |                |
|------------------|----------------|
| Contact Size     | 2.8mm          |
| Contact Type     | Receptacle     |
| Mating Tab Width | 2.8 mm[.11 in] |

### Mechanical Attachment

|                             |                            |
|-----------------------------|----------------------------|
| Mounting Feature            | Without                    |
| Terminal Position Assurance | Yes                        |
| Strain Relief               | Without                    |
| Mating Alignment Type       | Keyed                      |
| Mating Alignment            | With                       |
| Connector Mounting Type     | Cable Mount (Free-Hanging) |

### Housing Features

|                    |               |
|--------------------|---------------|
| Centerline (Pitch) | 5 mm[.197 in] |
|--------------------|---------------|

### Dimensions

|                    |                |
|--------------------|----------------|
| Product Width      | 16 mm[.63 in]  |
| Product Length     | 16 mm[.63 in]  |
| Product Height     | 24 mm[.945 in] |
| Row-to-Row Spacing | 5 mm[.197 in]  |

### Usage Conditions

|                             |   |
|-----------------------------|---|
| Operating Temperature (Max) | 70 °C, 75 °C, 80 °C, 85 °C, 90 °C, 100 °C, 105 °C, 110 °C, 120 °C[158 °F][167 °F][176 °F][185 °F][194 °F][212 °F][221 °F][230 °F][248 °F] |
| Operating Temperature Range | -40 – 120 °C[-40 – 248 °F]  |

### Operation/Application

|                     |        |
|---------------------|--------|
| Circuit Application | Signal |
|---------------------|--------|

### Packaging Features

|                    |      |
|--------------------|------|
| Packaging Quantity | 2400 |
|--------------------|------|



|                  |        |
|------------------|--------|
| Packaging Method | Carton |
|------------------|--------|

### Other

|                                      |    |
|--------------------------------------|----|
| Serviceable                          | No |
| Connector Position Assurance Capable | No |

## Product Compliance

[For compliance documentation, visit the product page on TE.com>](#)

|   |  |
|---|--|
| EU RoHS Directive 2011/65/EU                  | Compliant  |
| EU ELV Directive 2000/53/EC                   | Compliant  |
| China RoHS 2 Directive MIIT Order No 32, 2016 | No Restricted Materials Above Threshold  |
| EU REACH Regulation (EC) No. 1907/2006        | Current ECHA Candidate List: JUNE 2022 (224)<br>Candidate List Declared Against: JAN 2022 (223)<br>SVHC > Threshold:<br>Not Yet Reviewed |
| Halogen Content                               | Low Halogen - Br, Cl, F, I < 900 ppm per homogenous material. Also BFR/CFR/PVC Free  |
| Solder Process Capability                     | Not applicable for solder process capability   |

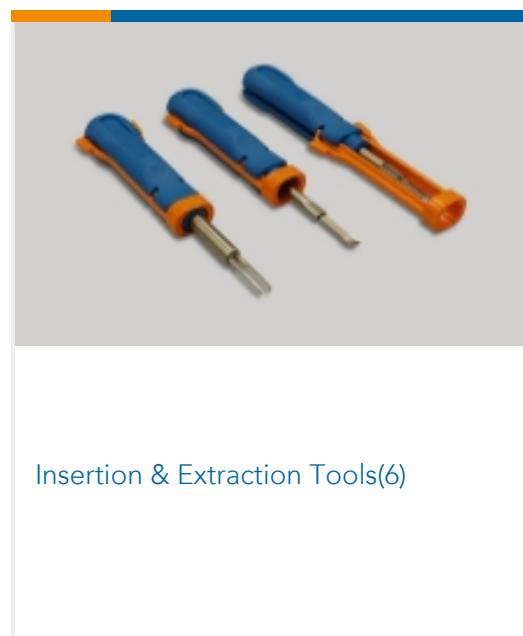
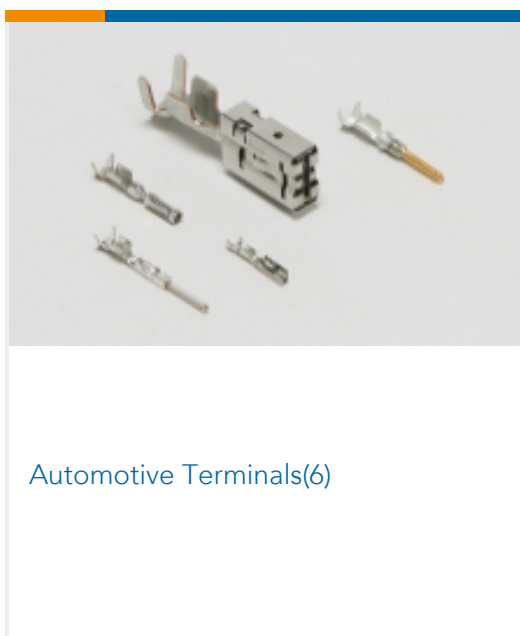
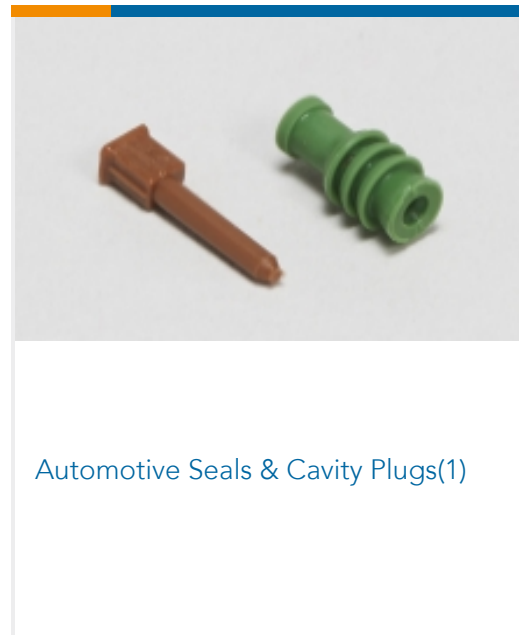
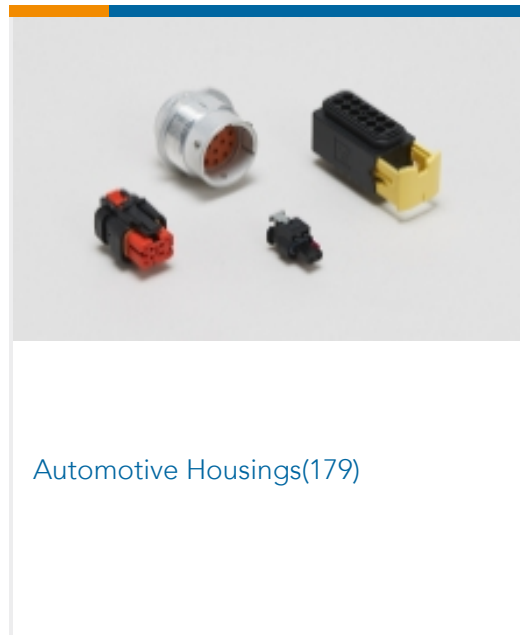


#### Product Compliance Disclaimer

This information is provided based on reasonable inquiry of our suppliers and represents our current actual knowledge based on the information they provided. This information is subject to change. The part numbers that TE has identified as EU RoHS compliant have a maximum concentration of 0.1% by weight in homogenous materials for lead, hexavalent chromium, mercury, PBB, PBDE, DBP, BBP, DEHP, DIBP, and 0.01% for cadmium, or qualify for an exemption to these limits as defined in the Annexes of Directive 2011/65/EU (RoHS2). Finished electrical and electronic equipment products will be CE marked as required by Directive 2011/65/EU. Components may not be CE marked. Additionally, the part numbers that TE has identified as EU ELV compliant have a maximum concentration of 0.1% by weight in homogenous materials for lead, hexavalent chromium, and mercury, and 0.01% for cadmium, or qualify for an exemption to these limits as defined in the Annexes of Directive 2000/53/EC (ELV). Regarding the REACH Regulation, the information TE provides on SVHC in articles for this part number is based on the latest European Chemicals Agency (ECHA) 'Guidance on requirements for substances in articles' posted at this URL: <https://echa.europa.eu/guidance-documents/guidance-on-reach>

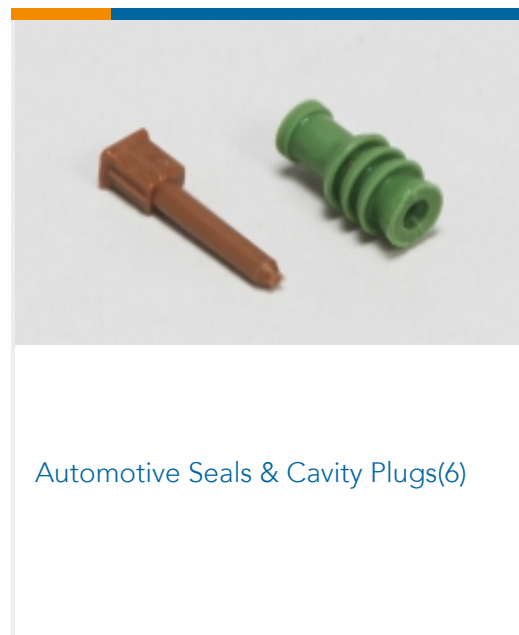
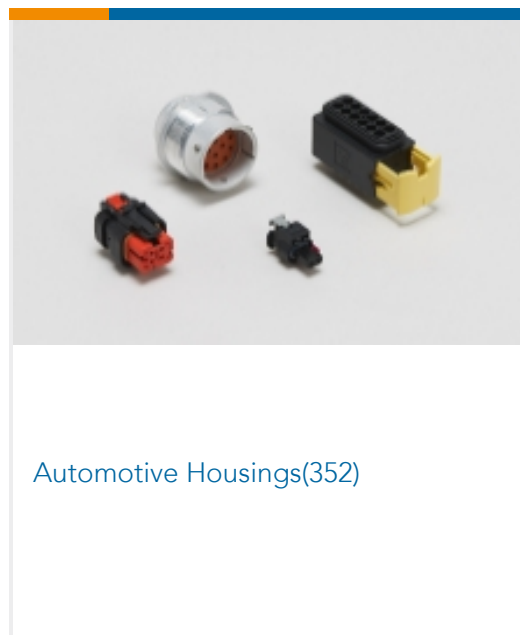
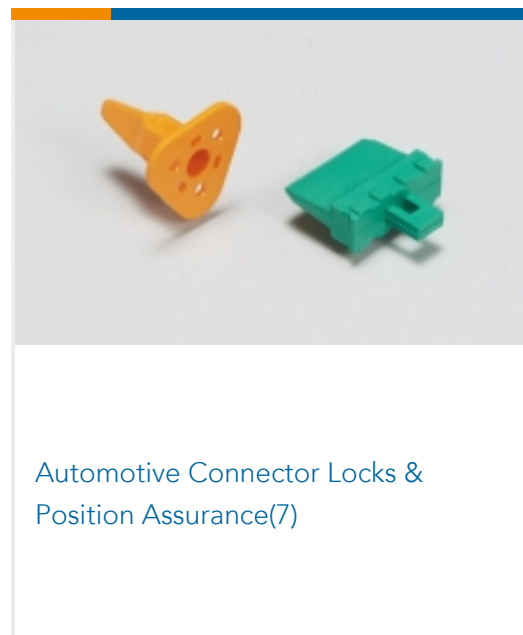
## Compatible Parts




Also in the Series | **AMP MCP 2.8**




Also in the Series | **AMP MCP Connector System**









Automotive Terminals(125)



Insertion &amp; Extraction Tools(13)



Other Automotive Connector Accessories(2)



PCB Headers &amp; Receptacles(29)

## Customers Also Bought

TE Part #2-1703839-1  
2POS,TAB 2.8X0.8,TAB HSG,ASSYTE Part #5-1625885-5  
1W SM M/OX 5% 2R2TE Part #3-965641-1  
AMP MCP, UNSEALED CONNECTOR HOUSINGTE Part #1745025-1  
SUPERSEAL 2 POS. PLUG ASSY (CLOSED CAVITTE Part #1745027-1  
2 POS SPLASH PROOF ASSY WITH CLOSED CAVITE Part #967403-1  
ABS ST-GEH 5+7P

## Documents

### Product Drawings

[MCP2.8 GEH ASSY 6P](#)

English

[MCP2.8 GEH ASSY 6P](#)

English

### CAD Files

[3D PDF](#)

3D

Customer View Model

[ENG\\_CVM\\_CVM\\_7-968970-1\\_F.2d\\_dxf.zip](#)

English

Customer View Model

[ENG\\_CVM\\_CVM\\_7-968970-1\\_F.3d\\_igs.zip](#)

English

Customer View Model

[ENG\\_CVM\\_CVM\\_7-968970-1\\_F.3d\\_stp.zip](#)



English

By downloading the CAD file I accept and agree to the [Terms and Conditions](#) of use.

### Product Specifications

#### Application Specification

English

### Product Environmental Compliance

#### Product Compliance

English

#### Product Compliance

English