



MTA 100

TE Internal #: 641187-4

Connector Contact, Socket, Wire-to-Board / Wire-to-Wire, 24 AWG


Wire Size, .2 mm² Wire Size, Gold, Bag & Box, Wire & Cable, 5 A,

Signal, MTA 100

[View on TE.com >](#)

Connectors > PCB Connectors > Wire-to-Board Connectors > Wire-to-Board Connector Contacts >

Connector Contact: Socket/Receptacle, Wire-to-Board / Wire-to-Wire, MTA 100



Contact Type: **Socket**

Connector System: **Wire-to-Board, Wire-to-Wire**

Wire Size: **.2 mm²**

Contact Mating Area Plating Material: **Gold**

[All Connector Contact: Socket/Receptacle, Wire-to-Board / Wire-to-Wire, MTA 100 \(18\)](#)

Features

Product Type Features

Connector System	Wire-to-Board, Wire-to-Wire
Sealable	No
Connector & Contact Terminates To	Wire & Cable

Configuration Features

Compatible With Wire & Cable Type	Discrete Wire
-----------------------------------	---------------

Electrical Characteristics

Dielectric Withstanding Voltage (Max)	750 VAC
Insulation Resistance	5000 MΩ
Operating Voltage	250 VAC

Contact Features

Mating Square Post Dimension	.64 mm[.025 in]
Contact Retention Within Housing	With

Contact Underplating Material Thickness	1.27 µm[50 µin]
Wire Contact Termination Area Plating Thickness	.76 µm
Wire Contact Termination Area Plating Material Finish	Matte
Wire Contact Termination Area Plating Material	Tin
Contact Mating Area Plating Material Thickness	.76 µm[29.92 µin]
Contact Underplating Material	Nickel
Contact Base Material	Phosphor Bronze
Contact Type	Socket
Contact Mating Area Plating Material	Gold
Contact Current Rating (Max)	5 A

Termination Features

Termination Method to Wire & Cable	Insulation Displacement (IDC) Standard
------------------------------------	--

Mechanical Attachment

Contact Retention Type Within Housing	Locking Lance
Wire Insulation Support	Without
Connector Mounting Type	Cable Mount (Free-Hanging)

Dimensions

Wire Size	.2 mm ²
-----------	--------------------

Usage Conditions

Operating Temperature Range	-55 – 105 °C[-67 – 221 °F]
-----------------------------	----------------------------

Operation/Application

Circuit Application	Signal
---------------------	--------

Packaging Features

Packaging Quantity	1000
Packaging Method	Bag & Box

Other

Comment	Used for field repair or wire gauge change.
---------	---

Product Compliance

[For compliance documentation, visit the product page on TE.com>](#)

EU RoHS Directive 2011/65/EU	Compliant
EU ELV Directive 2000/53/EC	Compliant

China RoHS 2 Directive MIIT Order No 32, 2016

No Restricted Materials Above Threshold

EU REACH Regulation (EC) No. 1907/2006

Current ECHA Candidate List: JUNE 2022
(224)Candidate List Declared Against: JAN 2022
(223)SVHC > Threshold:
Not Yet Reviewed

Halogen Content

Low Halogen - Br, Cl, F, I < 900 ppm per
homogenous material. Also BFR/CFR/PVC
Free

Solder Process Capability

Not applicable for solder process capability


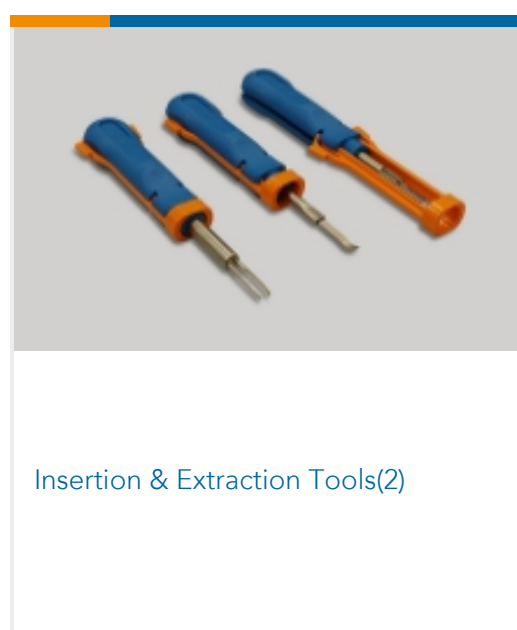
Product Compliance Disclaimer


This information is provided based on reasonable inquiry of our suppliers and represents our current actual knowledge based on the information they provided. This information is subject to change. The part numbers that TE has identified as EU RoHS compliant have a maximum concentration of 0.1% by weight in homogenous materials for lead, hexavalent chromium, mercury, PBB, PBDE, DBP, BBP, DEHP, DIBP, and 0.01% for cadmium, or qualify for an exemption to these limits as defined in the Annexes of Directive 2011/65/EU (RoHS2). Finished electrical and electronic equipment products will be CE marked as required by Directive 2011/65/EU. Components may not be CE marked. Additionally, the part numbers that TE has identified as EU ELV compliant have a maximum concentration of 0.1% by weight in homogenous materials for lead, hexavalent chromium, and mercury, and 0.01% for cadmium, or qualify for an exemption to these limits as defined in the Annexes of Directive 2000/53/EC (ELV). Regarding the REACH Regulation, the information TE provides on SVHC in articles for this part number is based on the latest European Chemicals Agency (ECHA) 'Guidance on requirements for substances in articles' posted at this URL: <https://echa.europa.eu/guidance-documents/guidance-on-reach>

Compatible Parts



Also in the Series | MTA 100





Standard Rectangular Connectors
(1718)



Wire-to-Board Connector Assemblies
& Housings(1)



Wire-to-Board Connector Contacts(18)

Customers Also Bought



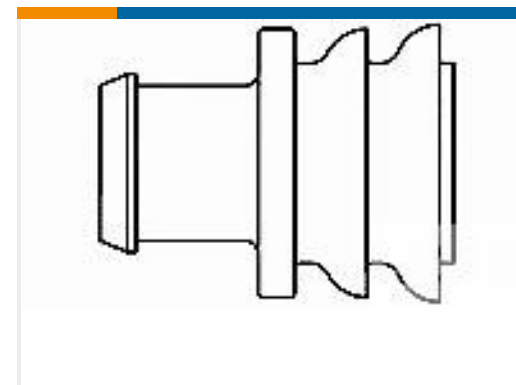
TE Part #DT04-2P
DEUTSCH DT Series Housings &
Connectors



TE Part #W2S
DEUTSCH DT WEDGELOCKS



TE Part #282104-1
AMP SUPERSEAL 1.5MM,
CONNECTOR HOUSING



TE Part #281934-2
SINGLE WIRE SEAL



TE Part #0460-202-16141
DEUTSCH SOLID CONTACTS



TE Part #114017-ZZ
SEALING PLUG, SIZE 12/16, WHT

Documents

Product Drawings

[MTA .100 CONTACT GPPHBZ LP](#)

English

CAD Files

Customer View Model

[ENG_CVM_641187-4_F.3d_igs.zip](#)

English

Customer View Model

[ENG_CVM_641187-4_F.3d_stp.zip](#)

English

Customer View Model

[ENG_CVM_641187-4_F.2d_dxf.zip](#)

English

[3D PDF](#)

English

[3D PDF](#)



3D

Customer View Model

[ENG_CVM_CVM_641187-4_E.2d_dxf.zip](#)

English

Customer View Model

[ENG_CVM_CVM_641187-4_E.3d_igs.zip](#)

English

Customer View Model

[ENG_CVM_CVM_641187-4_E.3d_stp.zip](#)

English

By downloading the CAD file I accept and agree to the [Terms and Conditions](#) of use.

Datasheets & Catalog Pages

[MTA, CST-100 II, SL-156 and AMP Economy Power \(EP\) Connectors](#)

English

Product Specifications

[Product Specification](#)

English