

60598-3 ✓ ACTIVE

AMP-IN

TE Internal #: 60598-3

PCB Terminals, Receptacle, PCB Hole Diameter 3.68 mm [.145 in],

24 – 20 AWG Wire Size, .2 – .6 mm² Wire Size, Crimp, Pre-Tin

Plating, Reel

[View on TE.com >](#)



Terminals & Splices > PCB Terminals



PCB Terminal Type: **Receptacle**

PCB Hole Diameter: **3.68 mm [.145 in]**

Mating Pin Diameter: **1.47 mm [.058 in]**

Accepts Wire Insulation Diameter (Max): **1.78 mm [.07 in]**

Accepts Wire Insulation Diameter Range: **1.14 – 1.78 mm [.045 – .07 in]**

Features

Product Type Features

PCB Terminal Mounting Style	Stud Mount
-----------------------------	------------

Configuration Features

Stud Hole	No
Terminal Angle	180 °

Contact Features

Contact Plating Material	Tin
PCB Terminal Type	Receptacle
Mating Pin Diameter	1.47 mm [.058 in]
Terminal Plating Material	Pre-Tin
Terminal Orientation	Straight

Termination Features

Termination Method to Wire & Cable	Crimp
Product Terminates To	Wire & Cable



Mechanical Attachment

Wire Insulation Support	With
-------------------------	------

Dimensions

Receptacle Terminal Stock Thickness	.25 mm[.01 in]
PCB Hole Diameter	3.68 mm[.145 in]
Accepts Wire Insulation Diameter (Max)	1.78 mm[.07 in]
Accepts Wire Insulation Diameter Range	1.14 – 1.78 mm[.045 – .07 in]
Wire Size	.2 – .6 mm ²

Usage Conditions

Insulation Option	Uninsulated
Operating Temperature Range	-55 – 105 °C[-67 – 221 °F]

Packaging Features

Packaging Quantity	15000
Packaging Method	Reel

Other

Comment	Machine applied applicator required.
---------	--------------------------------------

Product Compliance

[For compliance documentation, visit the product page on TE.com>](#)

















EU RoHS Directive 2011/65/EU	Compliant
EU ELV Directive 2000/53/EC	Compliant
China RoHS 2 Directive MIIT Order No 32, 2016	No Restricted Materials Above Threshold
EU REACH Regulation (EC) No. 1907/2006	Current ECHA Candidate List: JUNE 2022 (224) Candidate List Declared Against: JUL 2021 (219) SVHC > Threshold: Not Yet Reviewed
Halogen Content	Low Halogen - Br, Cl, F, I < 900 ppm per homogenous material. Also BFR/CFR/PVC Free
Solder Process Capability	Not applicable for solder process capability

Product Compliance Disclaimer

This information is provided based on reasonable inquiry of our suppliers and represents our current actual knowledge based on the information they provided. This information is subject to change. The part numbers that TE has identified as

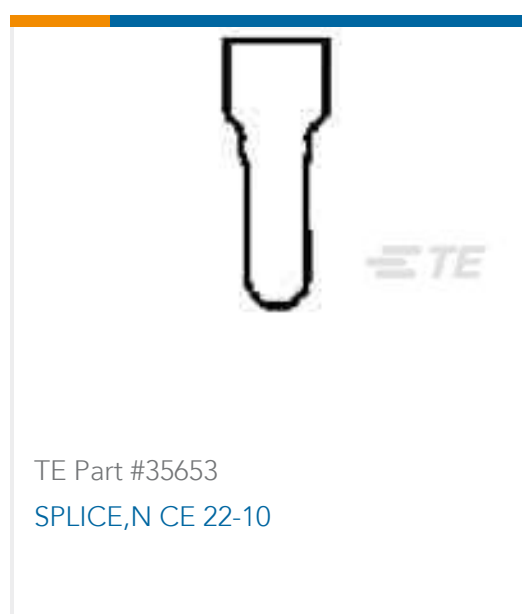
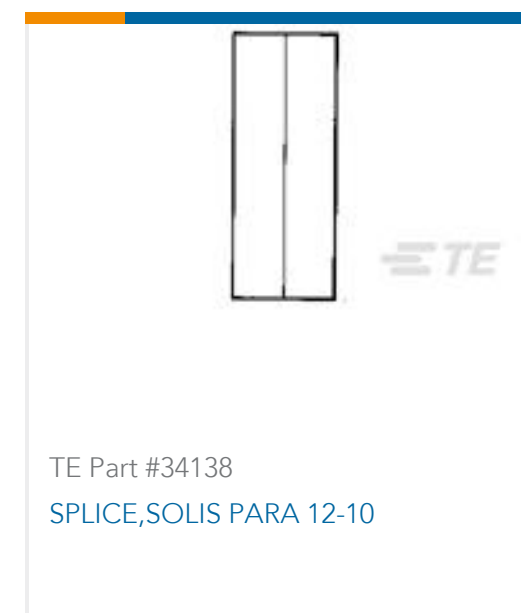
EU RoHS compliant have a maximum concentration of 0.1% by weight in homogenous materials for lead, hexavalent chromium, mercury, PBB, PBDE, DBP, BBP, DEHP, DIBP, and 0.01% for cadmium, or qualify for an exemption to these limits as defined in the Annexes of Directive 2011/65/EU (RoHS2). Finished electrical and electronic equipment products will be CE marked as required by Directive 2011/65/EU. Components may not be CE marked. Additionally, the part numbers that TE has identified as EU ELV compliant have a maximum concentration of 0.1% by weight in homogenous materials for lead, hexavalent chromium, and mercury, and 0.01% for cadmium, or qualify for an exemption to these limits as defined in the Annexes of Directive 2000/53/EC (ELV). Regarding the REACH Regulation, the information TE provides on SVHC in articles for this part number is based on the latest European Chemicals Agency (ECHA) 'Guidance on requirements for substances in articles' posted at this URL: <https://echa.europa.eu/guidance-documents/guidance-on-reach>

Compatible Parts

 <p>TE Part # 350393-1 058 PCB REC IP 010PTPHBZ</p>	 <p>TE Part # 2305570-1 TERMINAL CUTTER, SIDE FEED</p>	 <p>TE Part # 60354-7 .058 PIN REC 28-26 .010PTPHBRZ</p>	 <p>TE Part # 91507-1 CCII .058 REC P.C. 24-20 ASSY</p>
 <p>TE Part # 60940-1 .058 PIN REC 24-20 010PTPHBZ</p>	 <p>TE Part # 170136-2 1.47MM DIA PIN RECEPT STRIP</p>	 <p>TE Part # 170137-1 .058 DIA P.C.B REC LP</p>	 <p>TE Part # 452383-1 INSERTION TOOL</p>
 <p>TE Part # 2-2151427-1 OCEAN_2.0_Applicator-S-055F0800</p>	 <p>TE Part # 2-2151427-2 OCEAN_2.0_Applicator-S-055F0800</p>	 <p>TE Part # 2031200-1 CCII .058 DIA REC PC CONT 24 ASSY</p>	 <p>TE Part # 2151427-1 OCEAN_2.0_Applicator-S-055F0800</p>
 <p>TE Part # 2151427-2 OCEAN_2.0_Applicator-S-055F0800</p>	 <p>TE Part # 350015-1 093 PIN REC 22-18 0125PTPHBZ</p>	 <p>TE Part # 60804-1 .058 DIA RECPT AU/NI/PHBZ</p>	 <p>TE Part # 7-2151427-1 OCEAN_2.0_Applicator-S-055F0800</p>



Customers Also Bought



Documents

Product Drawings

058PIN REC IS 22-20 010PTPPHBZ

English

CAD Files

Customer View Model

ENG_CVM_60598-3_AH.3d_igs.zip

English

Customer View Model



[ENG_CVM_60598-3_AH.3d_stp.zip](#)

English

Customer View Model

[ENG_CVM_60598-3_AH.2d_dxf.zip](#)

English

3D PDF

English

3D PDF

3D

Customer View Model

[ENG_CVM_CVM_60598-3_BA.2d_dxf.zip](#)

English

Customer View Model

[ENG_CVM_CVM_60598-3_BA.3d_igs.zip](#)

English

Customer View Model

[ENG_CVM_CVM_60598-3_BA.3d_stp.zip](#)

English

By downloading the CAD file I accept and agree to the [Terms and Conditions](#) of use.

Datasheets & Catalog Pages

PRINTED CIRCUIT BOARD TERMINALS AND DISCONNECTS

English

Product Specifications

Application Specification

English

Product Environmental Compliance

TE Material Declaration

English