



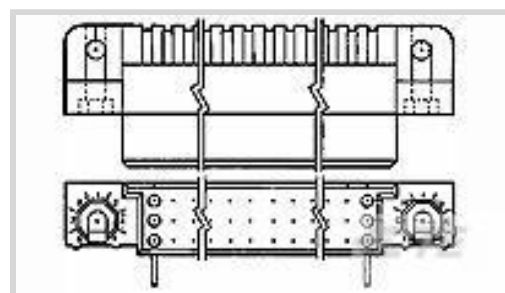
AMP-HDI

TE Internal #: 5532834-1

PCB Mount Receptacle, Right Angle, Board-to-Board, 107 Position, .1 in [2.54 mm] Centerline, Gold, Through Hole - Solder, Signal, Black

[View on TE.com >](#)

Connectors > PCB Connectors > PCB Headers & Receptacles



PCB Connector Assembly Type: **PCB Mount Receptacle**

PCB Mount Orientation: **Right Angle**

Connector System: **Board-to-Board**

Number of Positions: **107**

Number of Rows: **3**

**Features**

**Product Type Features**

PCB Connector Assembly Type	PCB Mount Receptacle
Connector System	Board-to-Board
Sealable	No
Connector & Contact Terminates To	Printed Circuit Board

**Configuration Features**

Stackable	No
PCB Mount Orientation	Right Angle
Number of Positions	107
Number of Rows	3

**Electrical Characteristics**

Insulation Resistance	3 MΩ
-----------------------	------

**Body Features**

Primary Product Color	Black
-----------------------	-------

**Contact Features**

Contact Layout	Matrix
PCB Contact Termination Area Plating Material Thickness	.1 μm[3.937 μin]
Contact Shape & Form	Four Beam
PCB Contact Termination Area Plating Material	Tin



Contact Base Material	Copper Alloy
Contact Mating Area Plating Material	Gold
Contact Mating Area Plating Material Thickness	.76 µm[29.9212 µin]
Contact Type	Socket
Contact Current Rating (Max)	3 A

#### Termination Features

Rectangular Termination Post & Tail Thickness	.25 mm[.01 in]
Rectangular Termination Post & Tail Width	.58 mm[.023 in]
Termination Post & Tail Length	4.57 mm[.18 in]
Termination Method to Printed Circuit Board	Through Hole - Solder

#### Mechanical Attachment

Mating Alignment	With
Mating Alignment Type	Polarization
PCB Mount Retention	Without
PCB Mount Alignment	Without
Connector Mounting Type	Board Mount

#### Housing Features

Centerline (Pitch)	2.54 mm[.1 in]
Housing Material	Thermoplastic

#### Dimensions

Connector Height	8.51 mm[.334 in]
PCB Thickness (Recommended)	2.36 mm[.76 in]

#### Usage Conditions

Operating Temperature Range	-65 – 125 °C[-85 – 257 °F]
-----------------------------	----------------------------

#### Operation/Application

Circuit Application	Signal
---------------------	--------

#### Industry Standards

UL Flammability Rating	UL 94V-0
------------------------	----------

#### Packaging Features

Packaging Quantity	3
Packaging Type	Tube

## Product Compliance

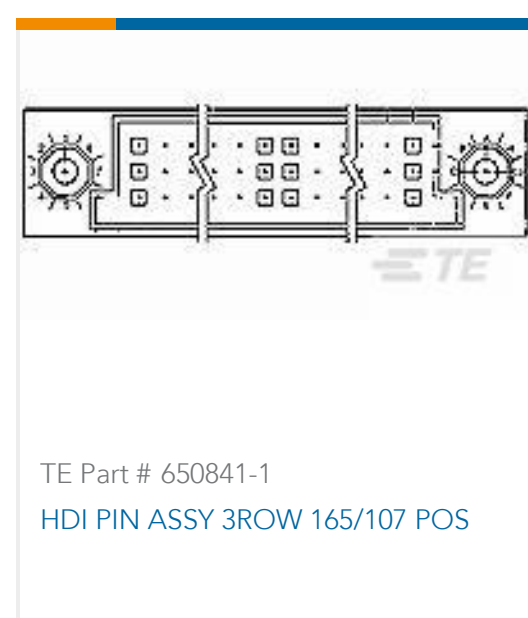
[For compliance documentation, visit the product page on TE.com>](#)

EU RoHS Directive 2011/65/EU	Compliant
EU ELV Directive 2000/53/EC	Compliant
China RoHS 2 Directive MIIT Order No 32, 2016	No Restricted Materials Above Threshold
EU REACH Regulation (EC) No. 1907/2006	Current ECHA Candidate List: JUNE 2022 (224) Candidate List Declared Against: JAN 2021 (211) SVHC > Threshold: Not Yet Reviewed
Halogen Content	BFR/CFR/PVC Free, but Br/Cl >900 ppm in other sources.
Solder Process Capability	Pin-in-Paste capable to 260°C


### Product Compliance Disclaimer

This information is provided based on reasonable inquiry of our suppliers and represents our current actual knowledge based on the information they provided. This information is subject to change. The part numbers that TE has identified as EU RoHS compliant have a maximum concentration of 0.1% by weight in homogenous materials for lead, hexavalent chromium, mercury, PBB, PBDE, DBP, BBP, DEHP, DIBP, and 0.01% for cadmium, or qualify for an exemption to these limits as defined in the Annexes of Directive 2011/65/EU (RoHS2). Finished electrical and electronic equipment products will be CE marked as required by Directive 2011/65/EU. Components may not be CE marked. Additionally, the part numbers that TE has identified as EU ELV compliant have a maximum concentration of 0.1% by weight in homogenous materials for lead, hexavalent chromium, and mercury, and 0.01% for cadmium, or qualify for an exemption to these limits as defined in the Annexes of Directive 2000/53/EC (ELV). Regarding the REACH Regulation, the information TE provides on SVHC in articles for this part number is based on the latest European Chemicals Agency (ECHA) 'Guidance on requirements for substances in articles' posted at this URL: <https://echa.europa.eu/guidance-documents/guidance-on-reach>

## Compatible Parts



## Customers Also Bought



TE Part #1-281695-0  
HEADER HE14 STRAIGHT 10 P



TE Part #103361-4  
06 MODII HDR SRRA SHRD .100CL



TE Part #2-2176328-6  
CRGP 1206 1K2 1%



TE Part #2-748003-0  
09 PLUG SP/FMS BRDLK




TE Part #6643264-1  
ICCON,SKT,ASSY




TE Part #1624094-6  
3613C 1.0UH 10%




TE Part #5-102802-4  
50 MODII 2PC HDR DRRA SHRD,  
ROHS



TE Part #641208-6  
06P MTA156 HDR ASSY FL ST 30AU



TE Part #1-5536507-1  
2MM FB,ASY,072,SIG,REC,SL,2.73



TE Part #6450810-7  
MBXL VERT HDR 1LP+32S+1LP

## Documents

### Product Drawings

[ASSY,RCPT,R.A.,HDI,LEAD-FREE,3](#)

English

### CAD Files

[3D PDF](#)

English

**Customer View Model**

[ENG\\_CVM\\_5532834-1\\_O.2d\\_dxf.zip](#)

English

**Customer View Model**

[ENG\\_CVM\\_5532834-1\\_O.3d\\_igs.zip](#)

English

**Customer View Model**

[ENG\\_CVM\\_5532834-1\\_O.3d\\_stp.zip](#)

English

By downloading the CAD file I accept and agree to the [Terms and Conditions](#) of use.

## Datasheets & Catalog Pages



[1-1773957-5\\_AMP\\_HDI\\_BTBT\\_CONNECTORS\\_EN](#)

English

---

**Product Specifications**

[Application Specification](#)

English

---

**Product Environmental Compliance**

[Product Compliance](#)

English

[Product Compliance](#)

English

---

**Instruction Sheets**

[Instruction Sheet \(U.S.\)](#)

English