



AMP | AMP Type III+

TE Internal #: 66103-4

Power Contacts, Contact, Precious Metal, 24 – 20 AWG Wire Size, .

2 – .6 mm² Wire Size, Wire & Cable, Crimp, Power & Signal, Pin,

AMP Type III+

[View on TE.com >](#)

Connectors > Power Connectors > Power Contacts > TYPE III CONTACTS LP



Power Contact Type: **Contact**

Contact Mating Area Plating Material: **Precious Metal**

Wire Size: **.2 – .6 mm²**

Connector & Contact Terminates To: **Wire & Cable**

[All TYPE III CONTACTS LP \(53\)](#)

Features

Product Type Features

| | |
|-----------------------------------|--------------|
| Power Contact Type | Contact |
| Connector & Contact Terminates To | Wire & Cable |

Electrical Characteristics

| | |
|--------------|------|
| Test Current | 13 A |
|--------------|------|

Contact Features

| | |
|--|------------------|
| Contact Mating Area Plating Material | Precious Metal |
| Contact Current Rating (Max) | 13 A |
| Contact Type | Pin |
| Contact Retention Within Housing | With |
| Mating Pin Diameter | 1.57 mm[.062 in] |
| Contact Base Material | Brass |
| Contact Mating Area Plating Material Thickness | .76 μm[30 μin] |
| Contact Mating Area Plating Material Finish | Bright |



| | |
|---|-----------------|
| Wire Contact Termination Area Plating Thickness | 1.27 µm[50 µin] |
| Wire Contact Termination Area Plating Material | Tin |
| Wire Contact Termination Area Plating Material Finish | Matte |
| Contact Orientation | Straight |
| Contact Underplating Material | Nickel |
| Contact Underplating Material Thickness | 1.27 µm[50 µin] |
| Contact Size | 16 |

Termination Features

| | |
|------------------------------------|-------|
| Termination Method to Wire & Cable | Crimp |
|------------------------------------|-------|

Mechanical Attachment

| | |
|-------------------------|------|
| Wire Insulation Support | With |
|-------------------------|------|

Dimensions

| | |
|--|------------------------------|
| Wire Size | .2 – .6 mm ² |
| Accepts Wire Insulation Diameter Range | 1.02 – 2.03 mm[.04 – .08 in] |

Usage Conditions

| | |
|-----------------------------|----------------------------|
| Operating Temperature Range | -55 – 150 °C[-67 – 302 °F] |
|-----------------------------|----------------------------|

Operation/Application

| | |
|---------------------|----------------|
| Circuit Application | Power & Signal |
|---------------------|----------------|

Packaging Features

| | |
|--------------------|---------------------|
| Packaging Method | Carton, Loose Piece |
| Packaging Quantity | 1000 |

Other

| | |
|-----------------|--|
| Wire/Cable Type | Discrete Wire |
| For Use With | CPC Connectors, G Series Connectors, M Series Connectors |

Product Compliance

[For compliance documentation, visit the product page on TE.com>](#)

| | |
|---|--|
| EU RoHS Directive 2011/65/EU | Compliant |
| EU ELV Directive 2000/53/EC | Compliant |
| China RoHS 2 Directive MIIT Order No 32, 2016 | No Restricted Materials Above Threshold |
| EU REACH Regulation (EC) No. 1907/2006 | Current ECHA Candidate List: JUNE 2022 (224) |

Candidate List Declared Against: JUNE 2022 (224)

Does not contain REACH SVHC

Halogen Content

Low Halogen - Br, Cl, F, I < 900 ppm per homogenous material. Also BFR/CFR/PVC Free


Solder Process Capability

Not applicable for solder process capability

Product Compliance Disclaimer

This information is provided based on reasonable inquiry of our suppliers and represents our current actual knowledge based on the information they provided. This information is subject to change. The part numbers that TE has identified as EU RoHS compliant have a maximum concentration of 0.1% by weight in homogenous materials for lead, hexavalent chromium, mercury, PBB, PBDE, DBP, BBP, DEHP, DIBP, and 0.01% for cadmium, or qualify for an exemption to these limits as defined in the Annexes of Directive 2011/65/EU (RoHS2). Finished electrical and electronic equipment products will be CE marked as required by Directive 2011/65/EU. Components may not be CE marked. Additionally, the part numbers that TE has identified as EU ELV compliant have a maximum concentration of 0.1% by weight in homogenous materials for lead, hexavalent chromium, and mercury, and 0.01% for cadmium, or qualify for an exemption to these limits as defined in the Annexes of Directive 2000/53/EC (ELV). Regarding the REACH Regulation, the information TE provides on SVHC in articles for this part number is based on the latest European Chemicals Agency (ECHA) 'Guidance on requirements for substances in articles' posted at this URL: <https://echa.europa.eu/guidance-documents/guidance-on-reach>

Compatible Parts



TE Part # CAT-AM71-C83998C
CMC SERIES 1



TE Part # CAT-AM71-C83998Y
CPC SERIES 1 SEALED ONE-PIECE



TE Part # CAT-AM71-C83998J
CPC SERIES 1



TE Part # CAT-AM71-C83998K
CPC SERIES 6



TE Part # 91515-1
CCII TYPE III+ MNL PIN SKT 30-20 ASSY



TE Part # 58495-2
PROCRIMPER DIE ASSY MULTIMATE



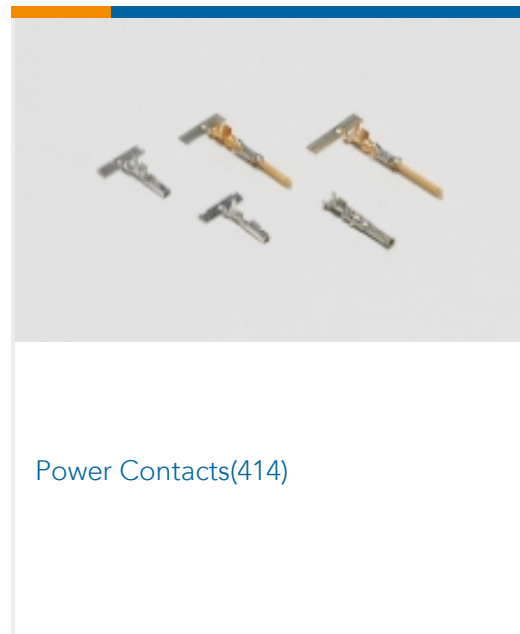
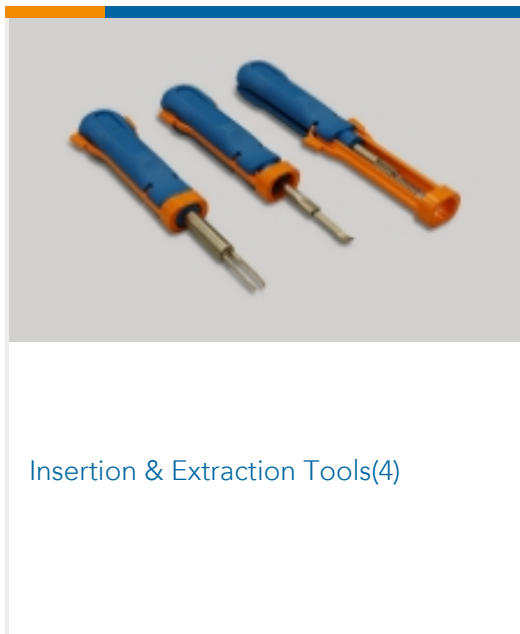
TE Part # 91505-1
CCII TYPE III+ 24-16 ASSY



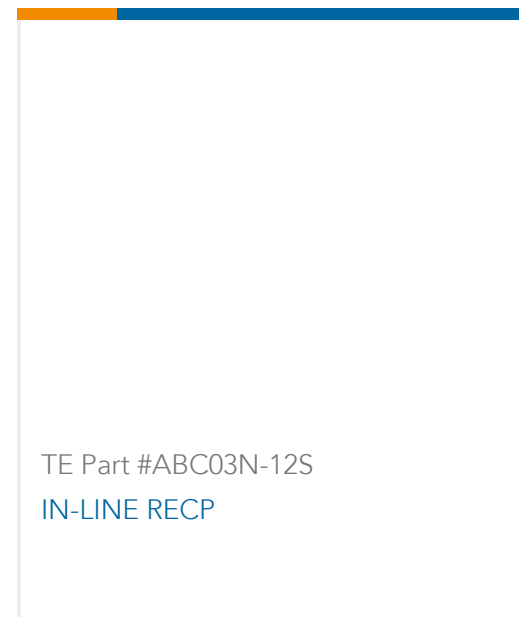
TE Part # 200893-2
INSERTION TOOL CONT



Also in the Series | AMP Type III+



Customers Also Bought





Documents

Product Drawings

[III+ PIN,24-20,30AU/FL,LP](#)

English

CAD Files

Customer View Model

[ENG_CVM_CVM_66103-4_AL.2d_dxf.zip](#)

English

[3D PDF](#)

3D

Customer View Model

[ENG_CVM_CVM_66103-4_AL.3d_igs.zip](#)

English

Customer View Model

[ENG_CVM_CVM_66103-4_AL.3d_stp.zip](#)

English

By downloading the CAD file I accept and agree to the [Terms and Conditions](#) of use.

Datasheets & Catalog Pages

[AMP Circular Connectors for Commercial Signal & Power Applications](#)

English

[Signal Contacts](#)

English

[M_SERIES_PIN_AND_SOCKET_CONNECTORS](#)

English

Product Specifications

[Application Specification](#)

English

Product Environmental Compliance

[MD_66103-4_032920181356_dmtec](#)

English

[MD_66103-4_032920181356_dmtec](#)

English

Instruction Sheets

[Instruction Sheet \(U.S.\)](#)

Japanese

[Instruction Sheet \(U.S.\)](#)

English