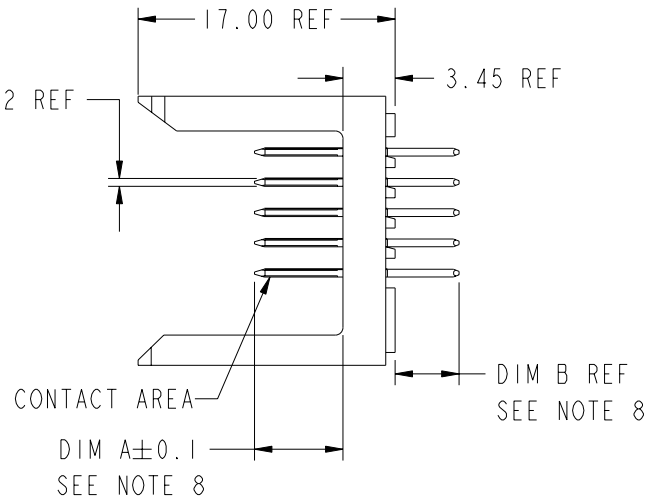
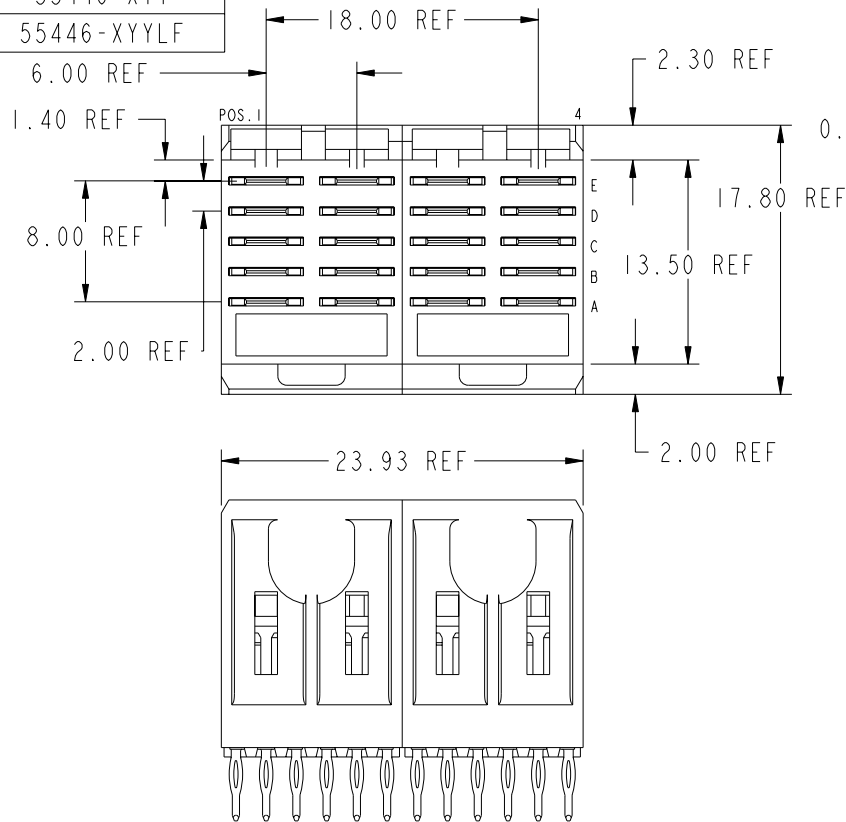


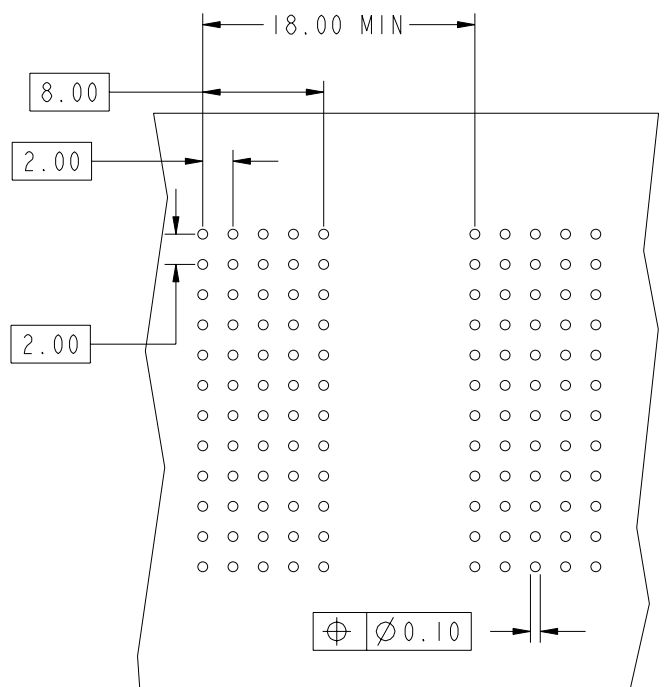
PRODUCT NUMBER
55446-XYX
55446-XYXLF



PLATING IN CONTACT AREA		
DASH NUMBER	PERFORMANCE LEVEL	NOTES
-1YY	TELCORDIA CO	-
-2YY	TELECOM CLASS	-
-3YY	IEC CLASS I	-
-5YY	TELCORDIA UE	-
-9YY	TELCORDIA CO	-
-1YYLF	TELCORDIA CO IEC CLASS I	SEE NOTE 9
-2YYLF	TELECOM CLASS	SEE NOTE 9
-5YYLF	TELCORDIA UE	SEE NOTE 9

mat'l code				--	tolerances unless otherwise specified		CUSTOMER		FCj www.fciconnect.com	
ltr	ecn no.	dr	date	linear	0.X ± 0.3		COPY		title METRAL POWER HEADER 2 MOD, 5 ROW PRESS-FIT	
A	V02643	JWS	10/18/00		0.XX ± 0.13		projection			
B	V11708	JWS	07/02/01		.XXX ± 0.051		MM ← → scale 2:1			
C	V04-0269	HTB	03/17/04	angles	0° ± 2°					
D	V05-0750	VS	08/22/05	dr	T.BRUNGARD	11/19/99	product family		METRAL	code
E	V06-0492	DCH	2006-05-23	enr	M.STRAWSER	11/19/99	size	dwg no	55446	213
				chr	M.STRAWSER	11/19/99	sheet		1 of 3	
				appd	M.STRAWSER	02/29/00				
sheet index	revision sheet	E 1	E 2	E 3						

This document is the property of and embodies  
 CONFIDENTIAL and PROPRIETARY information of FCj.  
 No part of the information shown on this  
 document may be used in any way or disclosed  
 to others without the written consent of FCj.  
 Copyright FCj.



REQUIRED PC BOARD LAYOUT  
COMPONENT SIDE  
SEE PRINT 58351 FOR  
ADDITIONAL PCB INFORMATION

KEY (POWER PF)		
CODE	DIMENSIONS	
	DIM "A" MATE	DIM "B" TAIL
P01	6.50	4.30
P02	7.25	4.30
P03	8.00	4.30
P16	5.00	4.30
P17	5.75	4.30

- NOTES:
- FOR DIM A, AND B SEE SHEET 2 AND UP.
  - BODY MATERIAL: LIQUID CRYSTAL POLYMER 30 % GLASS.  
FLAME RETARDANT ACC. UL 94-V0.
  - PIN MATERIAL:  
PHOSPHOR BRONZE
  - PLATING ON PRESS-FIT TAIL:  
55446-XYX IS SnPb.  
55446-XYLF IS Sn (LEAD FREE) PLATING ON CONTACT AREA  
CONFORMS TO PERFORMANCE LEVEL SHOWN IN TABLE.
  - PRODUCT MARKING:  
PART NUMBER DESIGNATION & BATCH I.D.
  - ALL PRODUCTS WITH PART NUMBERS SHOWN IN SUBSEQUENT TABLES WILL BE PACKAGED IN TUBES. IF TRAY PACKAGING IS REQUIRED, A SUFFIX "P" WILL BE ADDED TO THE END OF THE PART NUMBER. EXAMPLE: XXXXX-XXXP OR XXXXX-XXXPLF
  - PRODUCT SPECIFICATION GS-12-180.  
APPLICATION SPECIFICATION BUS-20-075.
  - AFTER INSERTION INTO CIRCUIT BOARD WITH QUALIFIED TOOL.
  - THE PRODUCTS WHERE THE PART NUMBER ENDS ON LF MEET THE EUROPEAN UNION DIRECTIVES AND OTHER COUNTRY REGULATIONS AS DESCRIBED IN GS-22-008.
  - FOR LEAD FREE PART NUMBERS, ADD AN 'LF' SUFFIX  
EXAMPLE: 55446-X01LF
  - ALL PRODUCTS WILL WITHSTAND EXPOSURE TO 260°C FOR 60 SECONDS IN CONVECTION, INFRA-RED OR VAPOR PHASE REFLOW OVEN.



This document is the property of and embodies CONFIDENTIAL and PROPRIETARY information of FCI. No part of the information shown on this document may be used in any way or disclosed to others without the written consent of FCI. Copyright FCI.

mat'l code				tolerances unless otherwise specified		CUSTOMER		FCI www.fciconnect.com	
ltr	ecr no.	dr	date	linear	0.X ±0.3	COPY		projection	title METRAL POWER HEADER 2 MOD, 5 ROW PRESS-FIT
E					0.XX ±0.13	MM			
					.XXX ±.051	1:1			
				angles	0° ±2°	scale		product family METRAL	code 213
				dr	T.BRUNGARD 11/19/99	A			
				engr	M.STRAWSER 11/19/99			cage code 22526	4
				chr	M.STRAWSER 11/19/99				
				appd	M.STRAWSER 02/29/00				
sheet index	revision sheet								



This document is the property of and embodies CONFIDENTIAL and PROPRIETARY information of FCI. No part of the information shown on this document may be used in any way or disclosed to others without the written consent of FCI. Copyright FCI.

METRAL P/N	ROW	CONTACT CODE MOD. 1		MOD. 2	
		1	2	3	4
55446-X01 SEE NOTE 10 LEAD FREE OPTION	E	P16	P16	P16	P16
	D	P16	P16	P16	P16
	C	P16	P16	P16	P16
	B	P16	P16	P16	P16
	A	P16	P16	P16	P16
55446-X02 SEE NOTE 10 LEAD FREE OPTION	E	P16	P16	P16	P16
	D	P16	P16	P16	P16
	C	P16	P16	P16	P16
	B	P16	P16	P16	P16
	A	P01	P01	P01	P01
55446-X03 SEE NOTE 10 LEAD FREE OPTION	E	P17	P17	P17	P17
	D	P01	P01	P01	P01
	C	P17	P17	P17	P17
	B	P17	P17	P17	P17
	A	P01	P01	P01	P01
55446-X04 SEE NOTE 10 LEAD FREE OPTION	E	P01	P01	P01	P01
	D	P01	P01	P01	P01
	C	P01	P01	P01	P01
	B	P01	P01	P01	P01
	A	P01	P01	P01	P01

1 | 2

METRAL P/N	ROW	CONTACT CODE MOD. 1		MOD. 2	
		1	2	3	4
55446-X05 SEE NOTE 10 LEAD FREE OPTION	E	P17	P17	P17	P17
	D	P17	P17	P17	P17
	C	P17	P17	P17	P17
	B	P02	P02	P02	P02
	A	P17	P17	P17	P17
55446-X06 SEE NOTE 10 LEAD FREE OPTION	E	P01	P01	P01	P01
	D	P01	P01	P01	P01
	C	P02	P02	P02	P02
	B	P03	P03	P03	P03
	A	P03	P03	P03	P03
55446-X07 SEE NOTE 10 LEAD FREE OPTION	E	P01	P01	P01	P01
	D	P01	P01	P01	P01
	C	P01	P01	P01	P01
	B	P03	P03	P03	P03
	A	P01	P01	P01	P01
55446-X08 SEE NOTE 10 LEAD FREE OPTION	E	P17	P17	P17	P17
	D	P17	P17	P17	P17
	C	P17	P17	P17	P17
	B	P17	P17	P17	P17
	A	P17	P17	P17	P17

3 |

METRAL P/N	ROW	CONTACT CODE MOD. 1		MOD. 2	
		1	2	3	4
55446-X09 SEE NOTE 10 LEAD FREE OPTION	E	P02	P02	P02	P02
	D	P02	P02	P02	P02
	C	P02	P02	P02	P02
	B	P02	P02	P02	P02
	A	P02	P02	P02	P02
55446-X10 SEE NOTE 10 LEAD FREE OPTION	E	P03	P03	P03	P03
	D	P03	P03	P03	P03
	C	P03	P03	P03	P03
	B	P03	P03	P03	P03
	A	P03	P03	P03	P03

4

A

A

B

B

mat'l code				tolerances unless otherwise specified		CUSTOMER		FCI www.fciconnect.com		
ltr	ecr no.	dr	date	linear	0.X ±0.3	COPY		projection	title METRAL POWER HEADER 2 MOD, 5 ROW PRESS-FIT	
E					0.XX ±0.13	MM				
					.XXX ±.051	1:1				
				angles	0° ±2°	scale		product family METRAL	code 213 sheet 3	
				dr	T.BRUNGARD	11/19/99	A			55446
				engr	M.STRAWSER	11/19/99				
				chr	M.STRAWSER	11/19/99				
				appd	M.STRAWSER	02/29/00				
sheet index	revision sheet							cage code	22526	

1 | 2

Pro/E

3 |

4