

63216-1 ✓ ACTIVE

MAG-MATE

TE Internal #: 63216-1

Magnet Wire Terminals, Tab, Mating Tab Width .118 in [3 mm], Size


2, .86 mm Magnet Wire, 19.5 AWG Magnet Wire, Insulation

Displacement (IDC), MAG-MATE

[View on TE.com >](#)



Terminals & Splices > Magnet Wire Terminals



Magnet Wire Terminal Type: **Tab**

Mating Tab Width: **3 mm [.118 in]**

Mating Tab Thickness: **.79 mm [.031 in]**

Compatible With Cavity Size: **Size 2**

Magnet Wire Size: **.86 mm**

Features

Product Type Features

Compatible With Discrete Wire Type	Magnet Wire, Solid
Sealable	No

Body Features

Compatible With Cavity Size	Size 2
-----------------------------	--------

Contact Features

Magnet Wire Terminal Type	Tab
Mating Tab Width	3 mm[.118 in]
Mating Tab Thickness	.79 mm[.031 in]
Terminal Plating Material	Tin
Terminal Orientation	Twisted

Termination Features

Termination Method to Wire & Cable	Insulation Displacement (IDC)
------------------------------------	-------------------------------

Dimensions



Terminal Height	7.87 mm[.3 in]
Magnet Wire Size	19.5 AWG
Stock Thickness (Magnet Wire Side)	.56 mm[.02 in]
Overall Product Length	22.5 mm[.885 in]

Usage Conditions

Insulation Option	Uninsulated
Operating Temperature Range	-65 – 150 °C[-85 – 302 °F]

Operation/Application

Compatible With Wire Base Material	Copper
------------------------------------	--------

Identification Marking

Identification Number	22
-----------------------	----

Packaging Features

Packaging Quantity	4000
Packaging Method	Reel, Reel/Carton

Other

Comment	Single magnet wire only.
---------	--------------------------

Product Compliance

[For compliance documentation, visit the product page on TE.com>](#)

EU RoHS Directive 2011/65/EU	Compliant
EU ELV Directive 2000/53/EC	Compliant
China RoHS 2 Directive MIIT Order No 32, 2016	No Restricted Materials Above Threshold
EU REACH Regulation (EC) No. 1907/2006	Current ECHA Candidate List: JUNE 2022 (224) Candidate List Declared Against: JAN 2022 (223) SVHC > Threshold: Not Yet Reviewed
Halogen Content	Low Halogen - Br, Cl, F, I < 900 ppm per homogenous material. Also BFR/CFR/PVC Free
Solder Process Capability	Not applicable for solder process capability

Product Compliance Disclaimer


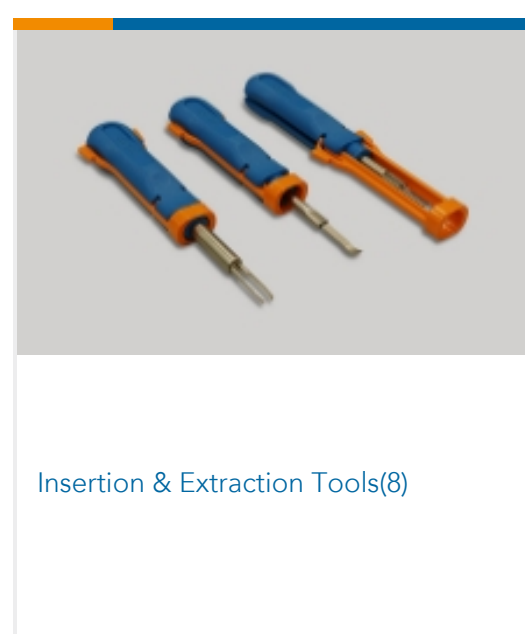
This information is provided based on reasonable inquiry of our suppliers and represents our current actual knowledge based on the information they provided. This information is subject to change. The part numbers that TE has identified as

EU RoHS compliant have a maximum concentration of 0.1% by weight in homogenous materials for lead, hexavalent chromium, mercury, PBB, PBDE, DBP, BBP, DEHP, DIBP, and 0.01% for cadmium, or qualify for an exemption to these limits as defined in the Annexes of Directive 2011/65/EU (RoHS2). Finished electrical and electronic equipment products will be CE marked as required by Directive 2011/65/EU. Components may not be CE marked. Additionally, the part numbers that TE has identified as EU ELV compliant have a maximum concentration of 0.1% by weight in homogenous materials for lead, hexavalent chromium, and mercury, and 0.01% for cadmium, or qualify for an exemption to these limits as defined in the Annexes of Directive 2000/53/EC (ELV). Regarding the REACH Regulation, the information TE provides on SVHC in articles for this part number is based on the latest European Chemicals Agency (ECHA) 'Guidance on requirements for substances in articles' posted at this URL: <https://echa.europa.eu/guidance-documents/guidance-on-reach>

Compatible Parts



Also in the Series | MAG-MATE



Customers Also Bought



Documents

Product Drawings

MAG-MATE W/118 CONN TAB TPBR

English

CAD Files

3D PDF

3D

Customer View Model

[ENG_CVM_CVM_63216-1_V.2d_dxf.zip](#)

English

Customer View Model

[ENG_CVM_CVM_63216-1_V.3d_igs.zip](#)

English

Customer View Model

[ENG_CVM_CVM_63216-1_V.3d_stp.zip](#)

English

Customer View Model

[ENG_CVM_63216-1_J.2d_dxf.zip](#)

English

3D PDF

English

Customer View Model

[ENG_CVM_63216-1_J.3d_igs.zip](#)

English

Customer View Model



[ENG_CVM_63216-1_J.3d_stp.zip](#)

English

By downloading the CAD file I accept and agree to the [Terms and Conditions](#) of use.

[Datasheets & Catalog Pages](#)

[Magnet Wire Terminals & Splices](#)

English

[Product Specifications](#)

[Application Specification](#)

English