



SL-156

TE Internal #: 647402-7

Housing, Receptacle, Wire-to-Board, 7 Position, 3.96 mm [.156 in]
Centerline, Crimp, 1 Row, Natural, Mating Retention, Wire & Cable,
SL-156

[View on TE.com >](#)

Connectors > PCB Connectors > Wire-to-Board Connectors > Wire-to-Board Connector Assemblies & Housings >

3.96mm Wire-to-board housing: receptacle, with mating alignment, SL 156



Connector Product Type: **Housing**

Connector & Housing Type: **Receptacle**

Connector System: **Wire-to-Board**

Number of Positions: **7**

Centerline (Pitch): **3.96 mm [.156 in]**

[All 3.96mm Wire-to-board housing: receptacle, with mating alignment, SL 156 \(124\)](#)

Features

Product Type Features

| | |
|-----------------------------------|---------------|
| Connector Product Type | Housing |
| Connector & Housing Type | Receptacle |
| Connector System | Wire-to-Board |
| Sealable | No |
| Connector & Contact Terminates To | Wire & Cable |

Configuration Features

| | |
|---------------------|---|
| Number of Positions | 7 |
| Number of Rows | 1 |

Electrical Characteristics

| | |
|-------------------|---------|
| Operating Voltage | 250 VAC |
|-------------------|---------|

Contact Features

| | |
|--|--|
| | |
|--|--|



| | |
|----------------------------------|---------|
| Contact Layout | Inline |
| Contact Retention Within Housing | Without |
| Contact Type | Socket |
| Contact Current Rating (Max) | 6.5 A |

Termination Features

| | |
|------------------------------------|-------|
| Termination Method to Wire & Cable | Crimp |
|------------------------------------|-------|

Mechanical Attachment

| | |
|-------------------------|----------------------------|
| Strain Relief | Without |
| PCB Mount Alignment | Without |
| Panel Mount Feature | Without |
| PCB Mount Retention | Without |
| Mating Retention Type | Locking Ramp |
| Mating Retention | With |
| Connector Mounting Type | Cable Mount (Free-Hanging) |

Housing Features

| | |
|-----------------------------|-------------------|
| Housing Entry Configuration | Left End Open |
| Housing Material | Nylon - GF |
| Centerline (Pitch) | 3.96 mm [.156 in] |
| Housing Color | Natural |

Dimensions

| | |
|------------------|------------------------------|
| | .97 in |
| Connector Height | 6.35 mm |
| Wire Size | .0509 – .823 mm ² |

Usage Conditions

| | |
|-----------------------------|-----------------------------|
| Operating Temperature Range | -55 – 105 °C [-67 – 221 °F] |
|-----------------------------|-----------------------------|

Operation/Application

| | |
|---------------------|----------------|
| Circuit Application | Power & Signal |
|---------------------|----------------|

Industry Standards

| | |
|------------------------|-----------|
| CSA Rating | Certified |
| UL Flammability Rating | UL 94V-0 |
| UL File Number | E28476 |
| UL Rating | Listed |



| | |
|-----------------|---------|
| Agency/Standard | CSA, UL |
| CSA File Number | LR 7189 |

Packaging Features

| | |
|--------------------|---------|
| Packaging Quantity | 1 |
| Packaging Method | Package |

Other

| | |
|---------|---|
| Comment | Unit Accepts 1.14[.045] Square or Round Post, Accepts Keying Plug 640254-1 and 640255-1 |
|---------|---|

Product Compliance




















[For compliance documentation, visit the product page on TE.com>](#)

| | |
|---|--|
| EU RoHS Directive 2011/65/EU | Compliant |
| EU ELV Directive 2000/53/EC | Compliant |
| China RoHS 2 Directive MIIT Order No 32, 2016 | No Restricted Materials Above Threshold |
| EU REACH Regulation (EC) No. 1907/2006 | Current ECHA Candidate List: JUNE 2022 (224) Candidate List Declared Against: JAN 2022 (223) SVHC > Threshold: Not Yet Reviewed |
| Halogen Content | Low Halogen - Br, Cl, F, I < 900 ppm per homogenous material. Also BFR/CFR/PVC Free |
| Solder Process Capability | Not applicable for solder process capability |

Product Compliance Disclaimer

This information is provided based on reasonable inquiry of our suppliers and represents our current actual knowledge based on the information they provided. This information is subject to change. The part numbers that TE has identified as EU RoHS compliant have a maximum concentration of 0.1% by weight in homogenous materials for lead, hexavalent chromium, mercury, PBB, PBDE, DBP, BBP, DEHP, DIBP, and 0.01% for cadmium, or qualify for an exemption to these limits as defined in the Annexes of Directive 2011/65/EU (RoHS2). Finished electrical and electronic equipment products will be CE marked as required by Directive 2011/65/EU. Components may not be CE marked. Additionally, the part numbers that TE has identified as EU ELV compliant have a maximum concentration of 0.1% by weight in homogenous materials for lead, hexavalent chromium, and mercury, and 0.01% for cadmium, or qualify for an exemption to these limits as defined in the Annexes of Directive 2000/53/EC (ELV). Regarding the REACH Regulation, the information TE provides on SVHC in articles for this part number is based on the latest European Chemicals Agency (ECHA) 'Guidance on requirements for substances in articles' posted at this URL: <https://echa.europa.eu/guidance-documents/guidance-on-reach>

Compatible Parts

| | | | |
|--|--|--|--|
|  <p>TE Part # 640383-7 07P MTA156 HDR ASSY STR SQ SN</p> |  <p>TE Part # 640388-7 07P MTA156 HDR ASSY RN STR F/L</p> |  <p>TE Part # 643464-5 07P MTA156 HDR ASSY STR W/O#6</p> |  <p>TE Part # 644752-7 07P MTA156 HDR ASSY SQ STR F/L</p> |
|  <p>TE Part # 640445-7 07P MTA156 HDR ASSY FL/STR SN</p> |  <p>TE Part # 643464-6 07P MTA156 HDR ASSY W/O#2,4,&6</p> |  <p>TE Part # 643464-2 07P MTA156 HDR ASSY STR W/O#2</p> |  <p>TE Part # 3-644615-7 07P MTA156 POL LOCK HDR TIN</p> |
|  <p>TE Part # 640551-7 07P MTA156 COVER</p> |  <p>TE Part # 641991-5 07P MTA156 HDT SQ W/O#1,4,6</p> |  <p>TE Part # 640389-7 07P MTA156 HDR ASSY SQ R/A F/L</p> |  <p>TE Part # 643067-7 07P MTA156 MOLDED COVER</p> |
|  <p>TE Part # 643071-7 07P MTA156 FD-THRU COVER</p> |  <p>TE Part # 640384-7 07P MTA156 HDR ASSY STR RND SN</p> |  <p>TE Part # 641991-2 07P MTA156 HDR ASSY SQ W/O#5</p> |  <p>TE Part # 643464-4 07P MTA156 HDR ASSY STR W/O#3</p> |
|  <p>TE Part # CAT-103156-WBHS 3.96mm Wire-to-board housing: receptacle, with mating alignment, SL 156</p> |  <p>TE Part # 3-644617-7 07P MTA156 HDR ASY PO RA FB LF</p> |  <p>TE Part # 3-641208-7 07P MTA156 HDR ASSY FL ST LF</p> |  <p>TE Part # 3-641119-7 07P MTA156 HDR ASSY FL/ST LF</p> |


Also in the Series | [SL-156](#)



Insertion & Extraction Tools(1)



PCB Connector Keying(2)



PCB Latches, Locks & Retainers(1)



Rectangular Connector Housings(12)



Rectangular Connector Keying Plugs(1)



Wire-to-Board Connector Assemblies & Housings(158)



Wire-to-Board Connector Contacts(24)


Customers Also Bought



TE Part #1-647402-0
3.96mm Wire-to-board housing:
receptacle, with mating alignment, SL
156




TE Part #3-647406-1
SL156 HOODED CONTACT, LID LF



TE Part #640907-2
RECEPT,PIDG FASTON 12-10 250



TE Part #350687-7
UMNL SPLIT PIN AUNI/BR



TE Part #52942-1
TERMINAL,PIDG SPR SPD 12-10 8

Documents

Product Drawings

[07P SL156 HSG W/RMP&TABS,OVSZ](#)

English

CAD Files

[Customer View Model](#)

[ENG_CVM_CVM_647402-7_C.2d_dxf.zip](#)

English

[3D PDF](#)



3D

Customer View Model

[ENG_CVM_CVM_647402-7_C.3d_igs.zip](#)

English

Customer View Model

[ENG_CVM_CVM_647402-7_C.3d_stp.zip](#)

English

By downloading the CAD file I accept and agree to the [Terms and Conditions](#) of use.

Datasheets & Catalog Pages

[MTA, CST-100 II, SL-156 and AMP Economy Power \(EP\) Connectors](#)

English

Product Specifications

[Application Specification](#)

English

Product Environmental Compliance

[TE Material Declaration](#)

English

Agency Approvals

[CSA Certificate](#)

English