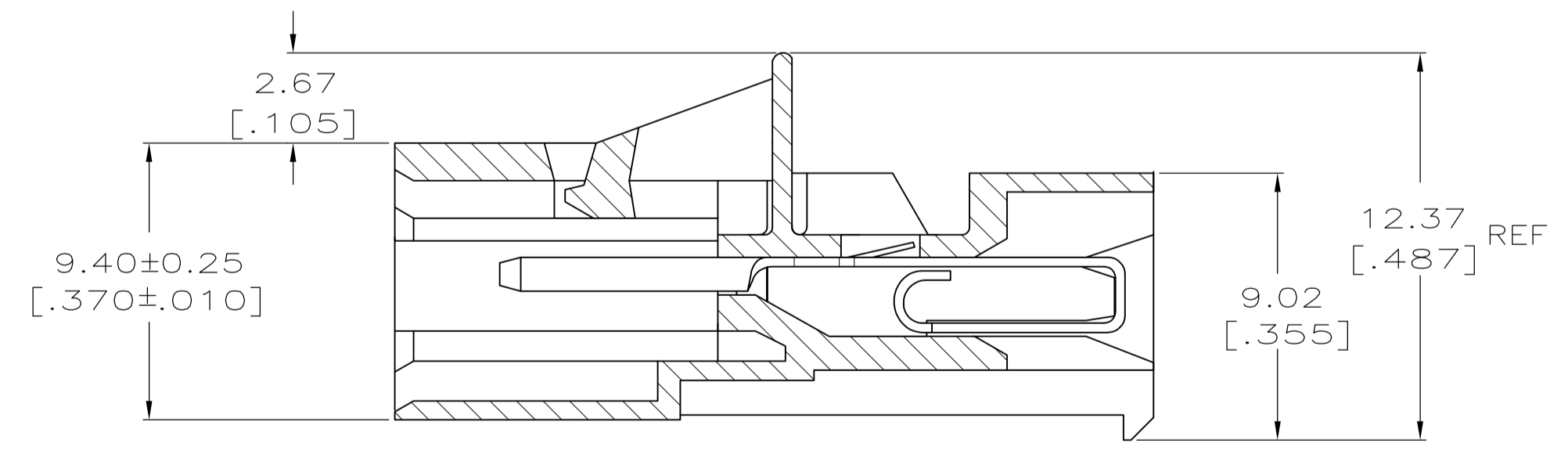
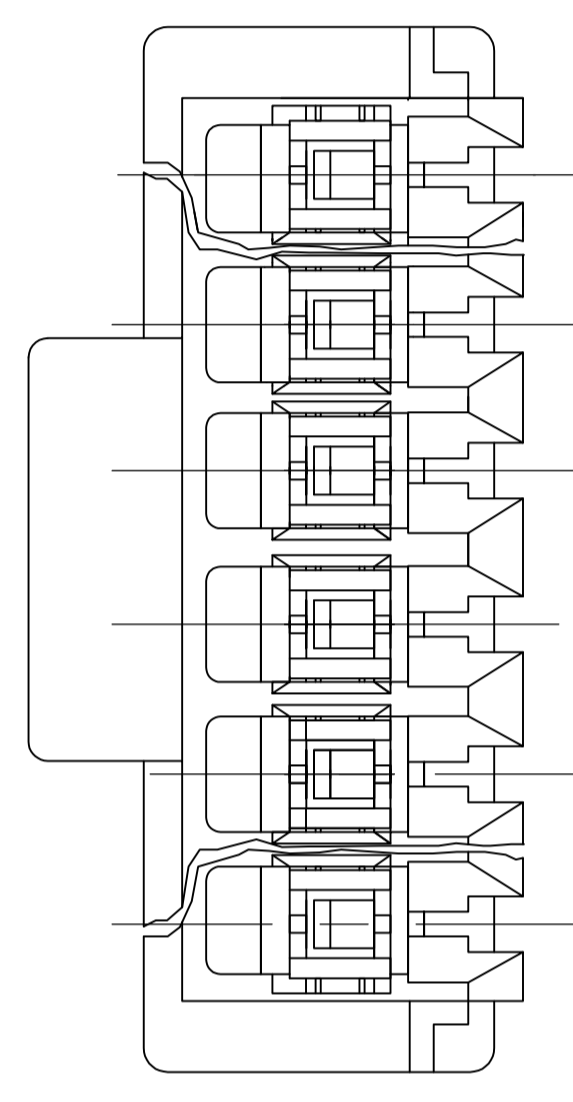
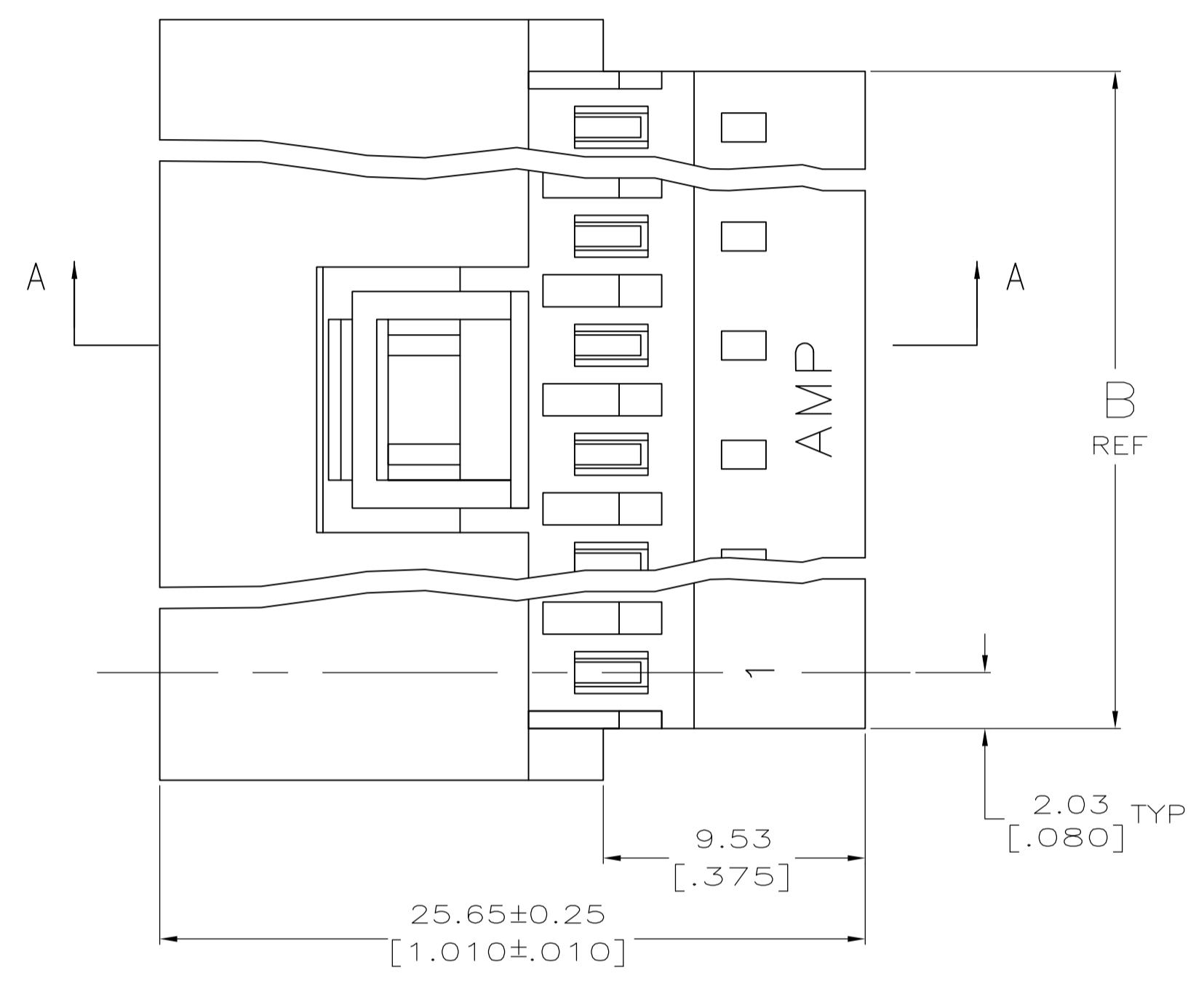
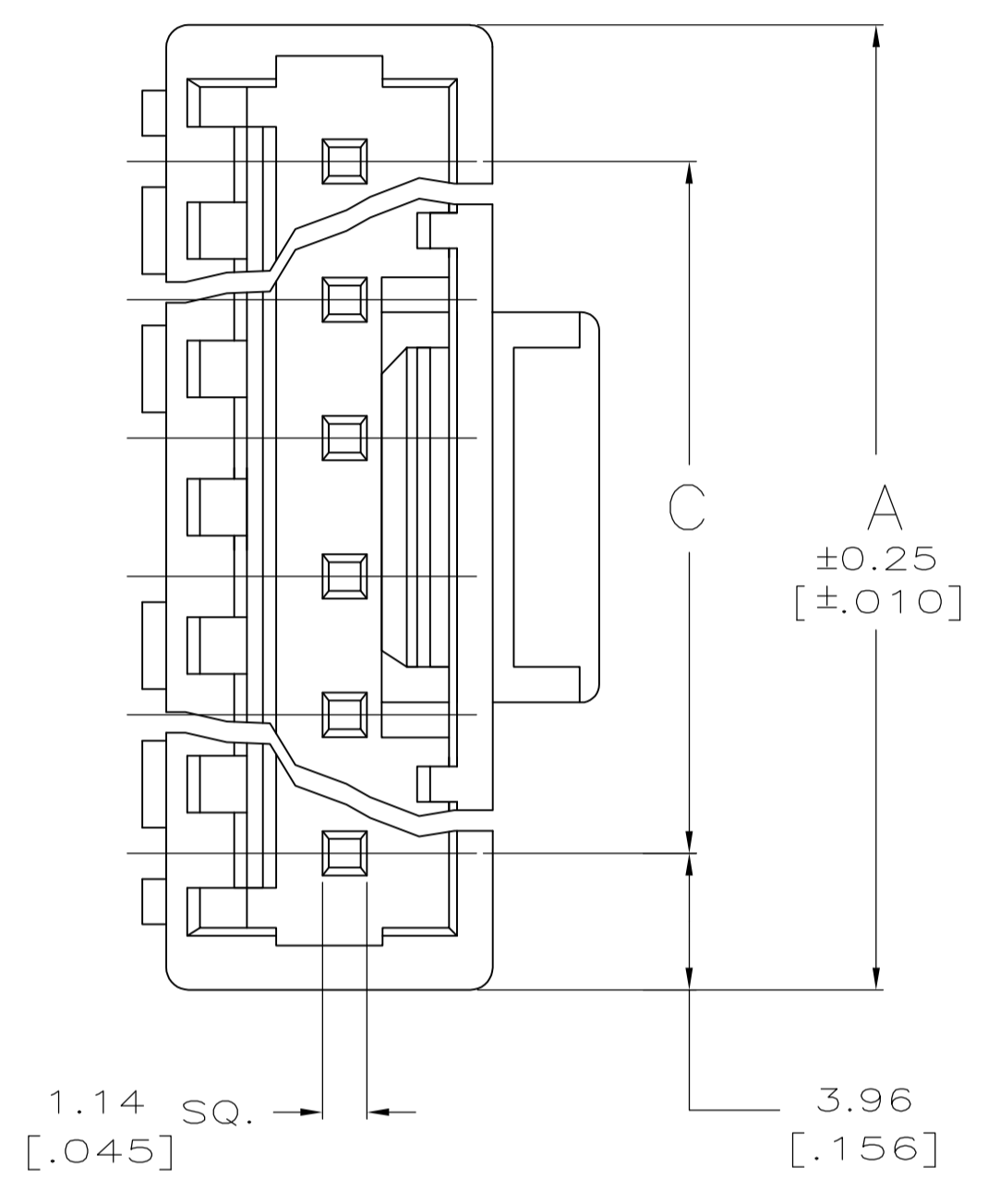


LOC		DIST		REVISIONS			
F	LTR	DATE	DESCRIPTION	DATE	DN	APVD	
E2	REVISED PER	ECR-15-006702		28JUL2015	NK	PQ	



SECTION A-A

- MATERIAL: CONNECTOR - NYLON UL94-V2 (RED).  
 CONTACTS - 0.30[.012] THICK COPPER ALLOY (BRIGHT TIN-LEAD 0.00203[.000080] MIN. THICK FOR CONTACTS 641437-2 THRU 2-641437-4). (MATTE TIN PLATE 0.00203[.000080] MIN. THICK FOR CONTACTS 3-641437-2 THRU 5-641437-4).
- CONTACTS ACCEPT #22 AWG SOLID, FUSED STRANDED OR STRANDED (7 STRANDS) WIRE WITH 2.41 [.095] MAX INSULATION DIA.
- BOW, IN ANY DIRECTION, NOT TO EXCEED 0.15 [.006] PER IN.
- HOUSING FEATURES: CLOSED END.
- DIMENSIONS IN BRACKETS ARE IN INCHES.
- OBSELETE PARTS: OBSELETE CIS STREAMLINING PER D.RENAUD/D.SINISI

OBSELETE SUPERSEDED OBSELETE

FINISH	C	B	A	NO. OF CIRCUITS	PART NUMBER	
TIN	91.14 [3.588]	95.20 [3.748]	99.06 [3.900]	24	5-641437-4	
	55.47 [2.184]	59.54 [2.344]	63.40 [2.496]	15	4-641437-5	
	43.59 [1.716]	47.65 [1.876]	51.51 [2.028]	12	4-641437-2	
	31.70 [1.248]	35.76 [1.408]	39.62 [1.560]	9	3-641437-9	
	19.81 [.780]	23.88 [.940]	27.74 [1.092]	6	3-641437-6	
	11.89 [.468]	15.95 [.628]	19.81 [.780]	4	3-641437-4	
	7.92 [.312]	11.99 [.472]	15.85 [.624]	3	3-641437-3	
	3.96 [.156]	8.03 [.316]	11.89 [.468]	2	3-641437-2	
	TIN-LEAD	91.14 [3.588]	95.20 [3.748]	99.06 [3.900]	24	2-641437-4
		55.47 [2.184]	59.54 [2.344]	63.40 [2.496]	15	1-641437-5
43.59 [1.716]		47.65 [1.876]	51.51 [2.028]	12	1-641437-2	
31.70 [1.248]		35.76 [1.408]	39.62 [1.560]	9	641437-9	
19.81 [.780]		23.88 [.940]	27.74 [1.092]	6	641437-6	
11.89 [.468]		15.95 [.628]	19.81 [.780]	4	641437-4	
7.92 [.312]		11.99 [.472]	15.85 [.624]	3	641437-3	
3.96 [.156]		8.03 [.316]	11.89 [.468]	2	641437-2	

THIS DRAWING IS A CONTROLLED DOCUMENT.

DIMENSIONS: mm [INCHES]

TOLERANCES UNLESS OTHERWISE SPECIFIED:

0 PLC	± -
1 PLC	± -
2 PLC	± 0.13[.005]
3 PLC	± -
4 PLC	± -
ANGLES	± -

MATERIAL: - FINISH: -

APPROVED: D. BOSSI 7/21/03

DESIGNED: S. CARPENTER 23JUN05

TE CONNECTIVITY

MTA 156  
 POSTED CONNECTOR ASSEMBLY  
 22 AWG

SIZE: A1 CAGE CODE: 00779 DRAWING NO: 641437

CUSTOMER DRAWING SCALE: 5:1 SHEET: 1 OF 1 REV: E2