

61455-2 ✓ ACTIVE

AMP-IN

TE Internal #: 61455-2

PCB Terminals, Receptacle, 30 – 22 AWG Wire Size, .05 – .33 mm²

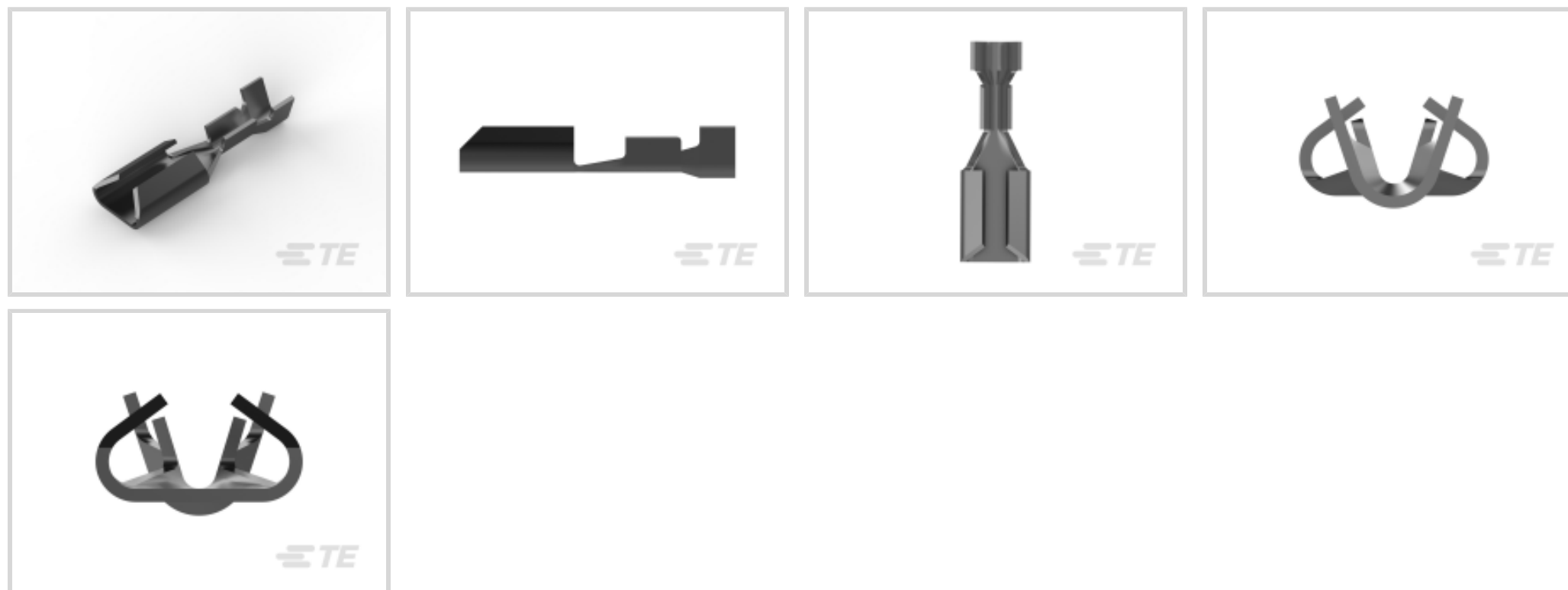
Wire Size, Crimp, Tin Plating, None, Reel, Terminates To Wire &

Cable, Solid Wire

[View on TE.com >](#)



Terminals & Splices > PCB Terminals



PCB Terminal Type: **Receptacle**

Accepts Wire Insulation Diameter (Max): **1.9 mm [.075 in]**

Accepts Wire Insulation Diameter Range: **1.91 mm [.075 in]**

Wire Size: **.05 – .33 mm²**

Features

Product Type Features

Compatible With Discrete Wire Type	Solid
Wire Insulation Support Retention Type	Open Barrel

Configuration Features

Stud Hole	No
Terminal Angle	180 °

Body Features

Plating Thickness	2.03 – 5.08 μm[80 – 200 μin]
-------------------	------------------------------

Contact Features

Contact Plating Material	Tin
PCB Terminal Type	Receptacle
Terminal Plating Material	Tin
Contact Underplating Material	None
Terminal Size	Miniature
Terminal Orientation	Straight



Termination Features

Termination Method to Wire & Cable	Crimp
Product Terminates To	Wire & Cable

Mechanical Attachment

Wire Insulation Support	With
-------------------------	------

Dimensions

Receptacle Terminal Stock Thickness	.25 mm[.01 in]
Accepts Wire Insulation Diameter (Max)	1.9 mm[.075 in]
Accepts Wire Insulation Diameter Range	1.91 mm[.075 in]
Wire Size	.05 – .33 mm ²

Usage Conditions

Insulation Option	Uninsulated
Operating Temperature Range	-40 – 105 °C[-40 – 221 °F]

Packaging Features

Packaging Quantity	20000
Packaging Method	Reel

Other

Comment	Machine applied applicator required., Two dimples outside (0.25 [.010] high).
---------	---

Product Compliance













[For compliance documentation, visit the product page on TE.com>](#)

EU RoHS Directive 2011/65/EU	Compliant
EU ELV Directive 2000/53/EC	Compliant
China RoHS 2 Directive MIIT Order No 32, 2016	No Restricted Materials Above Threshold
EU REACH Regulation (EC) No. 1907/2006	Current ECHA Candidate List: JUNE 2022 (224) Candidate List Declared Against: JAN 2022 (223) SVHC > Threshold: Not Yet Reviewed
Halogen Content	Low Halogen - Br, Cl, F, I < 900 ppm per homogenous material. Also BFR/CFR/PVC Free
Solder Process Capability	Not applicable for solder process capability

Product Compliance Disclaimer

This information is provided based on reasonable inquiry of our suppliers and represents our current actual knowledge based on the information they provided. This information is subject to change. The part numbers that TE has identified as EU RoHS compliant have a maximum concentration of 0.1% by weight in homogenous materials for lead, hexavalent chromium, mercury, PBB, PBDE, DBP, BBP, DEHP, DIBP, and 0.01% for cadmium, or qualify for an exemption to these limits as defined in the Annexes of Directive 2011/65/EU (RoHS2). Finished electrical and electronic equipment products will be CE marked as required by Directive 2011/65/EU. Components may not be CE marked. Additionally, the part numbers that TE has identified as EU ELV compliant have a maximum concentration of 0.1% by weight in homogenous materials for lead, hexavalent chromium, and mercury, and 0.01% for cadmium, or qualify for an exemption to these limits as defined in the Annexes of Directive 2000/53/EC (ELV). Regarding the REACH Regulation, the information TE provides on SVHC in articles for this part number is based on the latest European Chemicals Agency (ECHA) 'Guidance on requirements for substances in articles' posted at this URL: <https://echa.europa.eu/guidance-documents/guidance-on-reach>

Compatible Parts

 <p>TE Part # 61561-2 AMP-EDGE TERM 22-18 SN/PHBZ</p>	 <p>TE Part # 2-2150765-1 OCEAN_2.0_Applicator-E-055F0800</p>	 <p>TE Part # 2-2150765-2 OCEAN_2.0_Applicator-E-055F0800</p>	 <p>TE Part # 2150765-1 OCEAN_2.0_Applicator-E-055F0800</p>
 <p>TE Part # 2150765-2 OCEAN_2.0_Applicator-E-055F0800</p>	 <p>TE Part # 42263-7 AMP-EDGE TERM 22-20 SNPHBZ</p>	 <p>TE Part # 60156-2 AMP EDGE TERM IS 20-18 016TPBR</p>	 <p>TE Part # 61782-1 AMPEDGE FLAG 22-16 .0126TPBR</p>
 <p>TE Part # 61782-2 AMPEDGE FLAG 22-16 .0126TPBR</p>	 <p>TE Part # 7-2150765-1 OCEAN_2.0_Applicator-E-055F0800</p>	 <p>TE Part # 7-2150765-2 OCEAN_2.0_Applicator-E-055F0800</p>	 <p>KIT REPRESENTATION ONLY</p> <p>TE Part # 7-2150765-7 OCEAN_2.0_SPARE_PART_KIT-055F0800</p>

Customers Also Bought



Documents

Product Drawings

[AMP EDGE TERM IS 30-22 TPPHBZ](#)

English

CAD Files

[3D PDF](#)

English

Customer View Model

[ENG_CVM_61455-2_G.3d_igs.zip](#)

English

Customer View Model

[ENG_CVM_61455-2_G.3d_stp.zip](#)

English

Customer View Model

[ENG_CVM_61455-2_G.2d_dxf.zip](#)

English

[3D PDF](#)

3D

Customer View Model

[ENG_CVM_CVM_61455-2_P.2d_dxf.zip](#)

English

Customer View Model

[ENG_CVM_CVM_61455-2_P.3d_igs.zip](#)

English

Customer View Model

[ENG_CVM_CVM_61455-2_P.3d_stp.zip](#)

English



By downloading the CAD file I accept and agree to the [Terms and Conditions](#) of use.

Datasheets & Catalog Pages

PRINTED CIRCUIT BOARD TERMINALS AND DISCONNECTS

English

Product Specifications

Product Specification

English

Terminal, AMP EDGE

English

Product Environmental Compliance

MD_61455-2_12062017147_dmtec

English

MD_61455-2_12062017147_dmtec

English