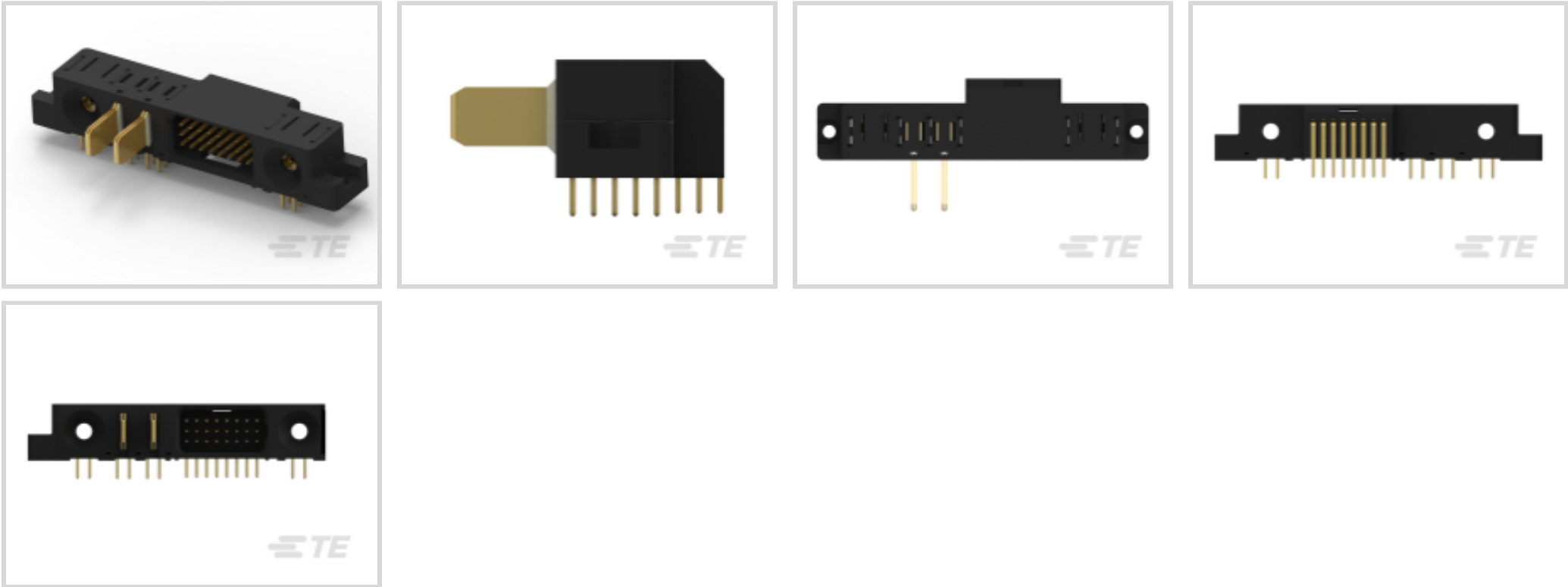




Connectors > Power Connectors > Rectangular Power > Rectangular Power Connectors



Rectangular Power Connector Type: **Header**

Connector & Housing Type: **Plug**

Connector System: **Board-to-Board**

Number of Positions: **64**

Centerline (Pitch): **2.5 mm, 7.5 mm [.098 in, .295 in]**

Features

Product Type Features

Rectangular Power Connector Type	Header
Connector & Housing Type	Plug
Connector System	Board-to-Board
Sealable	No
Connector & Contact Terminates To	Printed Circuit Board

Configuration Features

Number of Positions	64
PCB Mount Orientation	Right Angle
Number of Power Positions	2
Number of Signal Positions	24
Number of Rows	3
Board-to-Board Configuration	Co-Planar

Electrical Characteristics

Operating Voltage	250 VDC
-------------------	---------



Contact Features

Contact Layout	Staggered
Power Contact Base Material	Phosphor Bronze Alloy
Signal Contact Base Material	Brass Alloy
Contact Base Material	Brass Alloy
Contact Current Rating (Max)	3 A, 35 A
Contact Retention Within Housing	With
Contact Type	Blade, Pin
PCB Contact Termination Area Plating Material	Tin
Contact Mating Area Plating Material	Gold
Contact Mating Area Plating Material Thickness	.76 µm[30 µin]
	100 µin

Termination Features

Termination Post & Tail Length	5.08 mm[.2 in]
Termination Method to Printed Circuit Board	Through Hole - Solder

Mechanical Attachment

PCB Mount Retention	Without
PCB Mount Retention Type	Flange w/Mounting Holes
Connector Mounting Type	Board Mount

Housing Features

Centerline (Pitch)	2.5 mm, 7.5 mm[.098 in][.295 in]
Housing Color	Black
Housing Material	Thermoplastic

Dimensions

Row-to-Row Spacing	2.5 mm[.098 in]
Height	14 mm[.551 in]

Usage Conditions

Operating Temperature Range	-40 – 125 °C[-40 – 257 °F]
-----------------------------	----------------------------

Operation/Application

Circuit Application	Power & Signal
---------------------	----------------

Industry Standards

UL Flammability Rating	UL 94V-0
------------------------	----------



Glow Wire Rating	Standard Part - Not Glow Wire
Packaging Features	
Packaging Method	Box
Packaging Quantity	8
Other	
For Use With	Plug Assembly

Product Compliance

[For compliance documentation, visit the product page on TE.com>](#)

EU RoHS Directive 2011/65/EU	Compliant
EU ELV Directive 2000/53/EC	Compliant
China RoHS 2 Directive MIIT Order No 32, 2016	No Restricted Materials Above Threshold
EU REACH Regulation (EC) No. 1907/2006	Current ECHA Candidate List: JUNE 2022 (224) Candidate List Declared Against: DEC 2012 (138) SVHC > Threshold: Not Yet Reviewed
Halogen Content	Not Low Halogen - contains Br or Cl > 900 ppm.
Solder Process Capability	Wave solder capable to 265°C

Product Compliance Disclaimer

This information is provided based on reasonable inquiry of our suppliers and represents our current actual knowledge based on the information they provided. This information is subject to change. The part numbers that TE has identified as EU RoHS compliant have a maximum concentration of 0.1% by weight in homogenous materials for lead, hexavalent chromium, mercury, PBB, PBDE, DBP, BBP, DEHP, DIBP, and 0.01% for cadmium, or qualify for an exemption to these limits as defined in the Annexes of Directive 2011/65/EU (RoHS2). Finished electrical and electronic equipment products will be CE marked as required by Directive 2011/65/EU. Components may not be CE marked. Additionally, the part numbers that TE has identified as EU ELV compliant have a maximum concentration of 0.1% by weight in homogenous materials for lead, hexavalent chromium, and mercury, and 0.01% for cadmium, or qualify for an exemption to these limits as defined in the Annexes of Directive 2000/53/EC (ELV). Regarding the REACH Regulations, TE’s information on SVHC in articles for this part number is still based on the European Chemical Agency (ECHA) ‘Guidance on requirements for substances in articles’(Version: 2, April 2011), applying the 0.1% weight on weight concentration threshold at the finished product level. TE is aware of the European Court of Justice ruling of September 10th, 2015 also known as O5A (Once An Article Always An Article) stating that, in case of ‘complex object’, the threshold for a SVHC must be applied to both the product as a whole and simultaneously to each of the articles forming part of its composition. TE has evaluated this ruling based on the new ECHA “Guidance on requirements for substances in articles” (June 2017, version 4.0) and will be updating its statements accordingly.

Compatible Parts





TE Part # 6646597-1
278-0933-10200A=CONN,SKT




TE Part # 1650299-2
274-0140-02209=GENDER CHNGR BL


Also in the Series | ELCON Drawer



PCB Connector Mounting(1)



Power Contacts(33)



Rectangular Connector Hardware(1)



Rectangular Power Connectors(31)

Customers Also Bought



TE Part #5499206-8
AMP-LATCH UNIVERSAL HEADERS



TE Part #5-103817-2
12 MODII HDR 3RST UNSHRD .100



TE Part #194009-1
PIN ASSY..070



TE Part #641971-1
09P UMNL PIN HDR ASSY V2 NATL



TE Part #641975-1
15P UMNL PIN HDR ASSY POL NATL



TE Part #641965-1
03P UMNL PIN HDR ASSY V2 NATL



TE Part #643407-1
06P UMNL PIN HDR ASSY POL NATL



TE Part #643405-1
05P UMNL PIN HDR ASSY POL NATL



TE Part #1-66473-9
SKT,.062 DIA,.045 SQ POST,LP



Documents

Product Drawings

279-0933-10100A=CONN,PIN

English

CAD Files

3D PDF

3D

Customer View Model

ENG_CVM_CVM_6648000-1_B.2d_dxf.zip

English

Customer View Model

ENG_CVM_CVM_6648000-1_B.3d_igs.zip

English

Customer View Model

ENG_CVM_CVM_6648000-1_B.3d_stp.zip

English

By downloading the CAD file I accept and agree to the [Terms and Conditions](#) of use.

Product Specifications

Application Specification

English