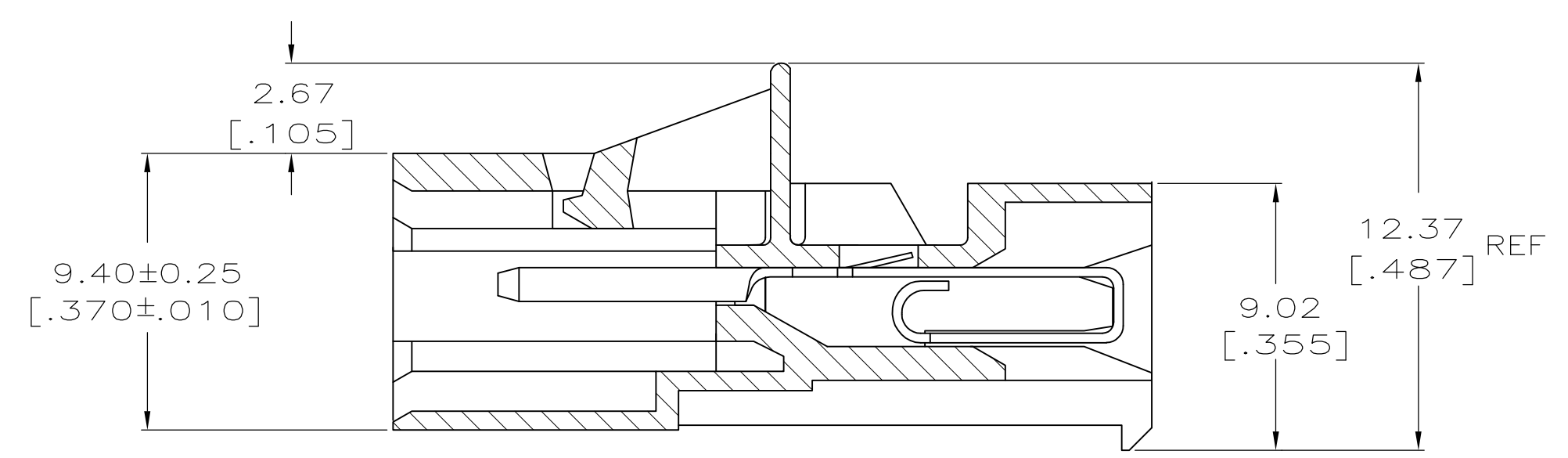
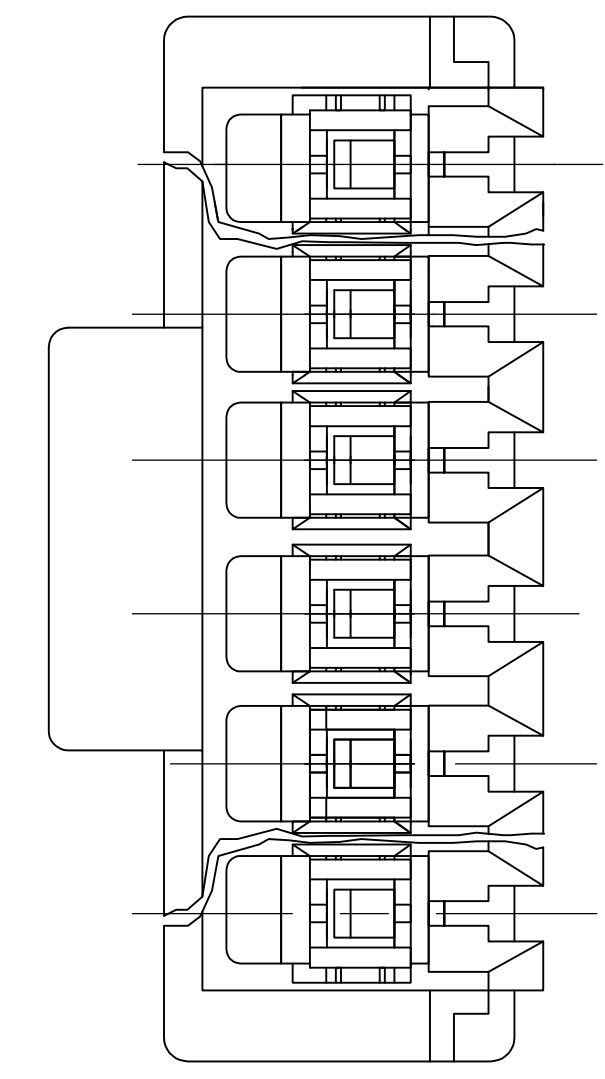
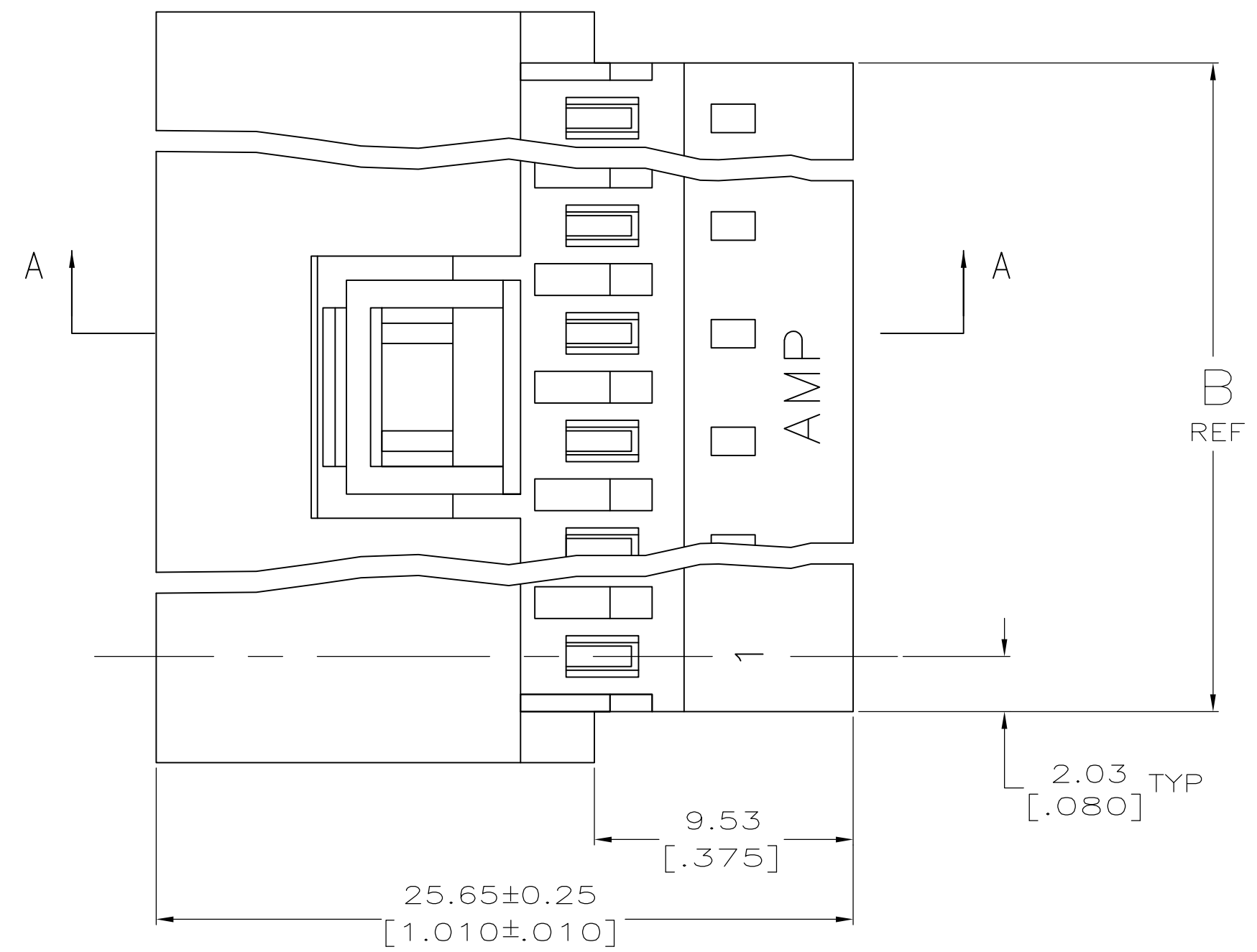
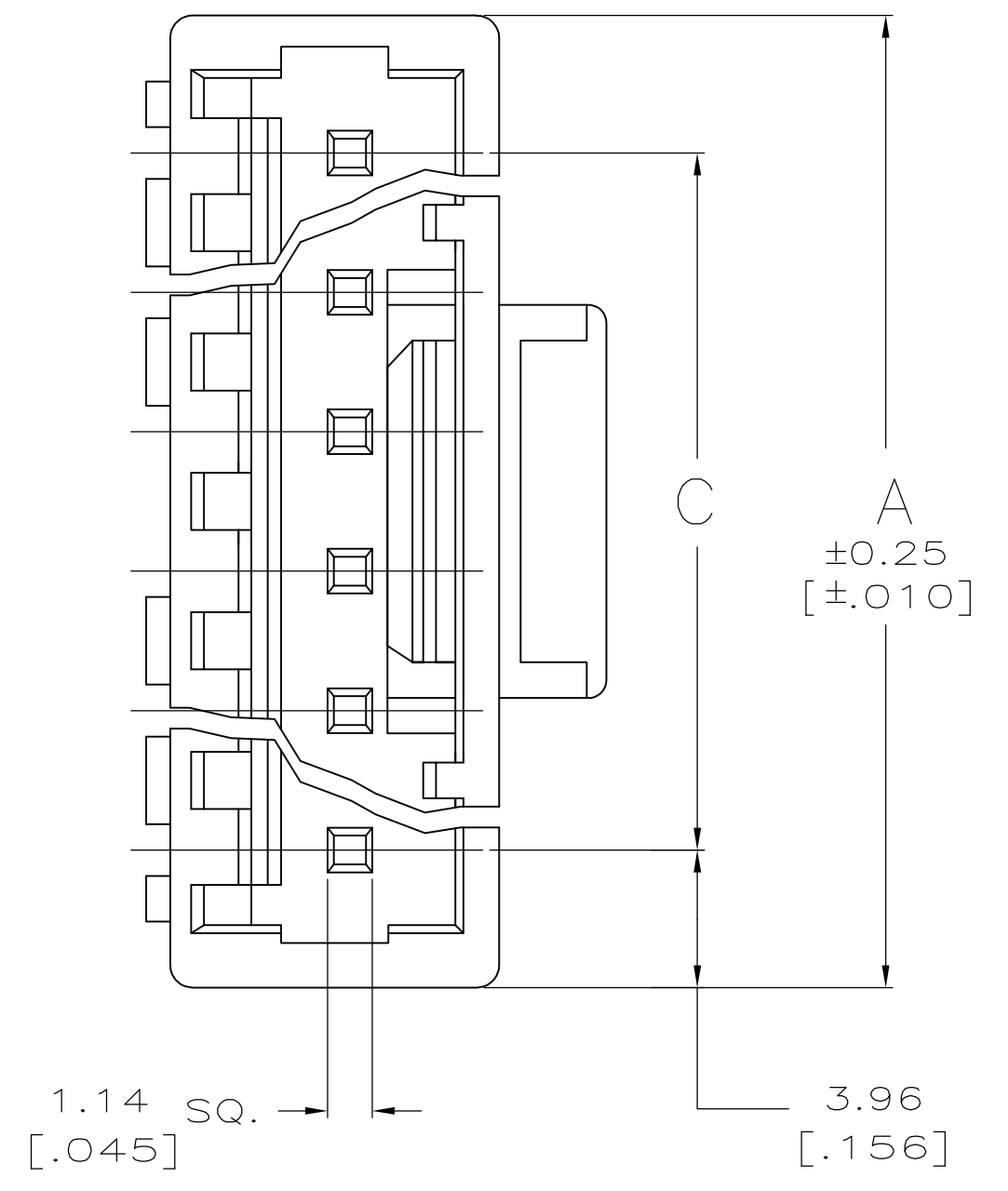


REVISIONS					
REV	DATE	DESCRIPTION	BY	CHK	APPV
M2	28JUL2015	REVISED PER ECR-15-006702		NK	PQ

- MATERIAL: CONNECTOR - NYLON UL94-V2 (WHITE)
CONTACTS - 0.30[.012] THICK COPPER ALLOY (BRIGHT TIN-LEAD 0.00203[.000080] MIN. THICK FOR CONTACTS 641438-2 THRU 2-641438-4). (MATTE TIN PLATE 0.00203[.000080] MIN. THICK FOR CONTACTS 3-641438-2 THRU 5-641438-4).
- CONTACTS ACCEPT #24 AWG SOLID, FUSED STRANDED OR STRANDED (7 STRANDS) WIRE WITH 2.41 [.095] MAX INSULATION DIA.
- BOW, IN ANY DIRECTION, NOT TO EXCEED 0.15 [.006] PER IN.
- HOUSING FEATURES: CLOSED END.
- DIMENSIONS IN BRACKETS ARE IN INCHES.
- △ OBSOLETE PARTS: OBSOLETE CIS STREAMLINING PER D.RENAUD/D.SINISI



SECTION A-A

FINISH	C	B	A	NO. OF CIRCUITS	PART NUMBER	
TIN	91.14 [3.588]	95.20 [3.748]	99.06 [3.900]	24	5-641438-4	
	55.47 [2.184]	59.54 [2.344]	63.40 [2.496]	15	4-641438-5	
	43.59 [1.716]	47.65 [1.876]	51.51 [2.028]	12	4-641438-2	
	31.70 [1.248]	35.76 [1.408]	39.62 [1.560]	9	3-641438-9	
	19.81 [.780]	23.88 [.940]	27.74 [1.092]	6	3-641438-6	
	11.89 [.468]	15.95 [.628]	19.81 [.780]	4	3-641438-4	
	7.92 [.312]	11.99 [.472]	15.85 [.624]	3	3-641438-3	
	3.96 [.156]	8.03 [.316]	11.89 [.468]	2	3-641438-2	
	TIN-LEAD	91.14 [3.588]	95.20 [3.748]	99.06 [3.900]	24	2-641438-4
		55.47 [2.184]	59.54 [2.344]	63.40 [2.496]	15	1-641438-5
43.59 [1.716]		47.65 [1.876]	51.51 [2.028]	12	1-641438-2	
31.70 [1.248]		35.76 [1.408]	39.62 [1.560]	9	641438-9	
19.81 [.780]		23.88 [.940]	27.74 [1.092]	6	641438-6	
11.89 [.468]		15.95 [.628]	19.81 [.780]	4	641438-4	
7.92 [.312]		11.99 [.472]	15.85 [.624]	3	641438-3	
3.96 [.156]		8.03 [.316]	11.89 [.468]	2	641438-2	
SUPERSEDED		91.14 [3.588]	95.20 [3.748]	99.06 [3.900]	24	641438-4
		55.47 [2.184]	59.54 [2.344]	63.40 [2.496]	15	641438-5
SUPERSEDED	43.59 [1.716]	47.65 [1.876]	51.51 [2.028]	12	641438-2	
	31.70 [1.248]	35.76 [1.408]	39.62 [1.560]	9	641438-9	
OBSOLETE	19.81 [.780]	23.88 [.940]	27.74 [1.092]	6	641438-6	
	11.89 [.468]	15.95 [.628]	19.81 [.780]	4	641438-4	
OBSOLETE	7.92 [.312]	11.99 [.472]	15.85 [.624]	3	641438-3	
	3.96 [.156]	8.03 [.316]	11.89 [.468]	2	641438-2	

THIS DRAWING IS A CONTROLLED DOCUMENT.

DIMENSIONS: mm [INCHES]

TOLERANCES UNLESS OTHERWISE SPECIFIED:

0 PLC	± .005
1 PLC	± .005
2 PLC	± 0.13[.005]
3 PLC	± .005
4 PLC	± .005
ANGLES	± .005

MATERIAL: - FINISH: -

WEIGHT: -

CUSTOMER DRAWING

DIN S CARPENTER 23JUN05
CHK D BOSSI 7/23/03
APPV D BOSSI 7/22/03

STE TE Connectivity

NAME: MTA 156
PRODUCT SPEC: POSTED CONNECTOR ASSEMBLY
APPLICATION SPEC: 24 AWG

SIZE: A1 CAGE CODE: 00779 DRAWING NO: 641438
SCALE: 5:1 SHEET 1 OF 1 REV M2