

66358-5 ✓ ACTIVE

AMP | AMP Type III+

TE Internal #: 66358-5

Power Contacts, Contact, Gold, 18 – 14 AWG Wire Size, .8 – 2 mm<sup>2</sup> Wire Size, Wire & Cable, Crimp, Power & Signal, Socket, AMP Type III+

[View on TE.com >](#)



Connectors > Power Connectors > Power Contacts



Power Contact Type: **Contact**

Contact Mating Area Plating Material: **Gold**

Wire Size: **.8 – 2 mm<sup>2</sup>**

Connector & Contact Terminates To: **Wire & Cable**

## Features

### Product Type Features

Power Contact Type	Contact
Connector & Contact Terminates To	Wire & Cable

### Electrical Characteristics

Test Current	13 A
--------------	------

### Contact Features

Contact Mating Area Plating Material	Gold
Contact Current Rating (Max)	13 A
Contact Type	Socket
Contact Retention Within Housing	With
Mating Pin Diameter	1.57 mm[.062 in]
Contact Base Material	Brass
Contact Mating Area Plating Material Thickness	.76 µm[30 µin]
Wire Contact Termination Area Plating Thickness	.25 µm[10 µin]
Wire Contact Termination Area Plating Material	Gold
Wire Contact Termination Area Plating Material Finish	Bright



Contact Orientation	Straight
Contact Underplating Material	Nickel
Contact Underplating Material Thickness	.76 μm[30 μin]
Contact Size	16

### Termination Features

Termination Method to Wire & Cable	Crimp
------------------------------------	-------

### Mechanical Attachment

Wire Insulation Support	With
-------------------------	------

### Dimensions

Wire Size	.8 – 2 mm <sup>2</sup>
Accepts Wire Insulation Diameter Range	2.03 – 2.54 mm[.08 – .1 in]

### Usage Conditions

Operating Temperature Range	-55 – 150 °C[-67 – 302 °F]
-----------------------------	----------------------------

### Operation/Application

Circuit Application	Power & Signal
---------------------	----------------

### Packaging Features

Packaging Method	Reel
Packaging Quantity	4000

### Other

Wire/Cable Type	Discrete Wire
For Use With	CPC Connectors, G Series Connectors, M Series Connectors

### Product Compliance

[For compliance documentation, visit the product page on TE.com>](#)

EU RoHS Directive 2011/65/EU	Compliant
EU ELV Directive 2000/53/EC	Compliant
China RoHS 2 Directive MIIT Order No 32, 2016	No Restricted Materials Above Threshold
EU REACH Regulation (EC) No. 1907/2006	Current ECHA Candidate List: JUNE 2022 (224) Candidate List Declared Against: JUNE 2022 (224) Does not contain REACH SVHC















Halogen Content	Low Halogen - Br, Cl, F, I < 900 ppm per homogenous material. Also BFR/CFR/PVC Free
Solder Process Capability	Not applicable for solder process capability

Product Compliance Disclaimer

This information is provided based on reasonable inquiry of our suppliers and represents our current actual knowledge based on the information they provided. This information is subject to change. The part numbers that TE has identified as EU RoHS compliant have a maximum concentration of 0.1% by weight in homogenous materials for lead, hexavalent chromium, mercury, PBB, PBDE, DBP, BBP, DEHP, DIBP, and 0.01% for cadmium, or qualify for an exemption to these limits as defined in the Annexes of Directive 2011/65/EU (RoHS2). Finished electrical and electronic equipment products will be CE marked as required by Directive 2011/65/EU. Components may not be CE marked. Additionally, the part numbers that TE has identified as EU ELV compliant have a maximum concentration of 0.1% by weight in homogenous materials for lead, hexavalent chromium, and mercury, and 0.01% for cadmium, or qualify for an exemption to these limits as defined in the Annexes of Directive 2000/53/EC (ELV). Regarding the REACH Regulation, the information TE provides on SVHC in articles for this part number is based on the latest European Chemicals Agency (ECHA) 'Guidance on requirements for substances in articles' posted at this URL: <https://echa.europa.eu/guidance-documents/guidance-on-reach>

## Compatible Parts

 <p>TE Part # 91519-1 CCII TYPE III+ PIN SKT 18-14 ASSY</p>	 <p>TE Part # 200893-2 INSERTION TOOL CONT</p>	 <p>TE Part # 539972-1 EXTRACTION TOOL</p>	 <p>TE Part # 305183 EXTRACT TOOL TYPE 2 20-16</p>
 <p>TE Part # 2305570-1 TERMINAL CUTTER, SIDE FEED</p>	 <p>TE Part # 2-2151101-1 OCEAN_2.0_APPLICATOR-S-090F1200</p>	 <p>TE Part # 2-2151101-2 OCEAN_2.0_APPLICATOR-S-090F1200</p>	 <p>TE Part # 2-2151102-2 OCEAN_2.0_APPLICATOR-S-046F059F</p>
 <p>TE Part # 2151101-1 OCEAN_2.0_APPLICATOR-S-090F1200</p>	 <p>TE Part # 2151101-2 OCEAN_2.0_APPLICATOR-S-090F1200</p>	 <p>TE Part # 7-2151101-1 OCEAN_2.0_APPLICATOR-S-090F1200</p>	 <p>TE Part # 7-2151101-7 OCEAN_2.0_SPARE_PART_KIT-090F1200</p>

Also in the Series | **AMP Type III+**

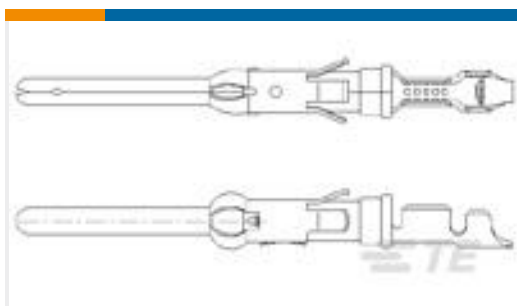



Insertion &amp; Extraction Tools(4)



Power Contacts(414)

## Customers Also Bought

TE Part #5207661-3  
RCPT ASSY,37P,HDP-20,CNTE Part #8-320559-2  
SPLC BUTT PIDG22-16C22-18MTE Part #91559-1  
CCII D-3 M REC TAB 24-20 ASSYTE Part #350218-6  
UMNL PIN 20-14 .0125AUPHBZTE Part #163085-8  
.062 DIA PIN ASS 3+TE Part #32186  
TERMINAL,BUDG R 16-14 6TE Part #213603-3  
5015 PIN,18-14,30AU DUP,STRIPTE Part #1609078-1  
6ESRM-P=F6990

## Documents

### Product Drawings

III+ SKT,18-14,30AU>10,STRIP

English

### CAD Files

Customer View Model

[ENG\\_CVM\\_CVM\\_66358-5\\_AR.2d\\_dxf.zip](#)

English

### 3D PDF

3D

Customer View Model

[ENG\\_CVM\\_CVM\\_66358-5\\_AR.3d\\_igs.zip](#)

English

Customer View Model

[ENG\\_CVM\\_CVM\\_66358-5\\_AR.3d\\_stp.zip](#)

English

By downloading the CAD file I accept and agree to the [Terms and Conditions](#) of use.



---

**Product Specifications**

**Application Specification**

English

---

**Instruction Sheets**

**Instruction Sheet (U.S.)**

Japanese

**Instruction Sheet (U.S.)**

English