

61352-1 ✓ ACTIVE

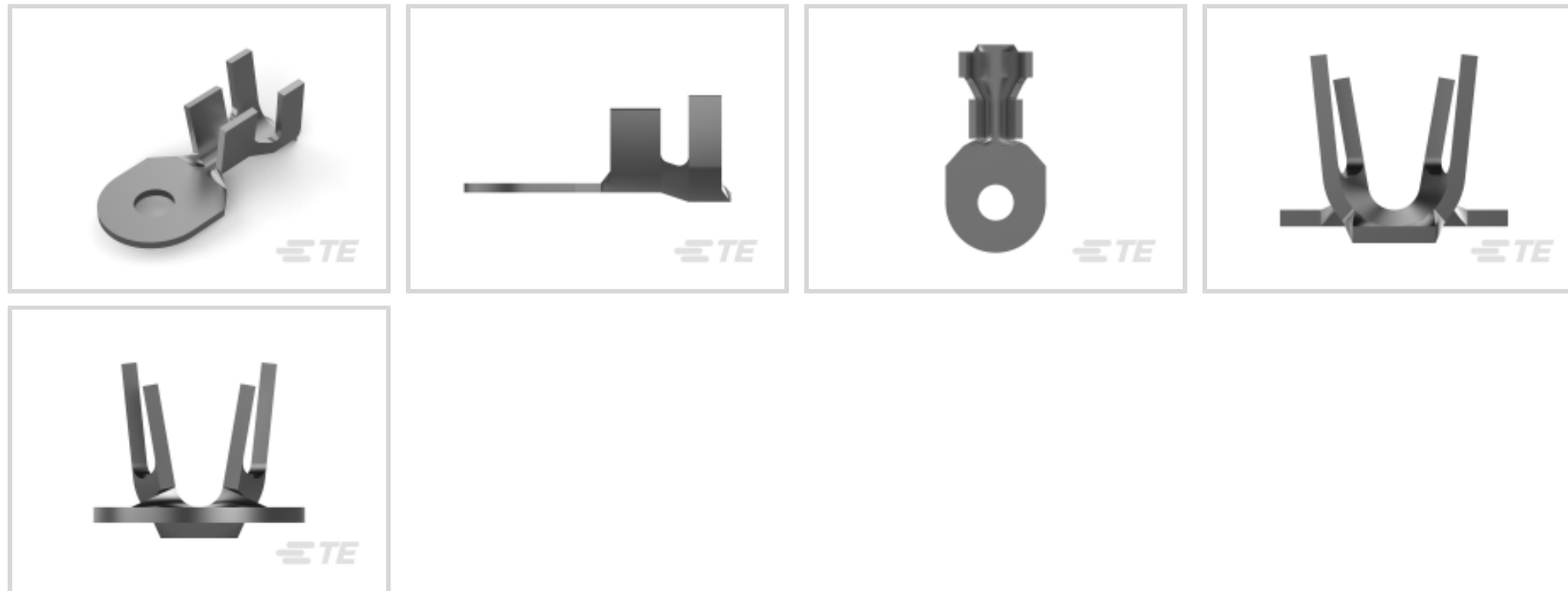
TE Internal #: 61352-1

Ring Terminals & Spade Terminals, Ring Tongue, 10 – 6 AWG Wire Size, 5 – 15 mm² Wire Size, 10382 – 26248 CMA Wire Size, Stud Size #10

[View on TE.com >](#)



Terminals & Splices > Ring Terminals & Spade Terminals



Ring & Spade Terminal Type: **Ring Tongue**

Wire Size: **10382 – 26248 CMA**

Stud Size: **#10**

Features

Product Type Features

Shape Description	D Shaped
Stud Size	#10
Sealable	No
Compatible With Discrete Wire Type	Stranded
Wire Insulation Support Retention Type	Insulation Support

Configuration Features

Number of Holes	1
Terminal Angle	180 °

Contact Features

Contact Base Material	Brass
Ring & Spade Terminal Type	Ring Tongue
Barrel Type	Open
Terminal Orientation	Straight
Terminal Plating Material	Tin
Contact Underplating Material	Nickel

Mechanical Attachment



Wire Insulation Support	With
-------------------------	------

Dimensions

	.22 in
Wire Size	10382 – 26248 CMA
Stud Diameter	5 mm[.19 in][.197 in]
Tongue Thickness	1.02 mm[.04 in]
Overall Product Length	27.94 mm[1.1 in]
Barrel Inside Diameter	3.17 mm, 6.73 mm[.125 in][.265 in]
Accepts Wire Insulation Diameter (Max)	8 mm[.315 in]
Accepts Wire Insulation Diameter Range	5.59 – 8 mm[.22 – .315 in]

Usage Conditions

Insulation Option	Uninsulated
Operating Temperature Range	-40 – 110 °C[-40 – 230 °F]

Operation/Application

Compatible With Wire Base Material	Copper
Heavy Duty	No

Industry Standards

Government Qualified	No
----------------------	----

Packaging Features

Packaging Quantity	1600
Packaging Method	Strip/Reel

Product Compliance

[For compliance documentation, visit the product page on TE.com>](#)

EU RoHS Directive 2011/65/EU	Compliant
EU ELV Directive 2000/53/EC	Compliant
China RoHS 2 Directive MIIT Order No 32, 2016	No Restricted Materials Above Threshold
EU REACH Regulation (EC) No. 1907/2006	Current ECHA Candidate List: JUNE 2022 (224) Candidate List Declared Against: JAN 2022 (223) SVHC > Threshold: Not Yet Reviewed
Halogen Content	Low Halogen - Br, Cl, F, I < 900 ppm per

homogenous material. Also BFR/CFR/PVC Free

Solder Process Capability

Not applicable for solder process capability

Product Compliance Disclaimer

This information is provided based on reasonable inquiry of our suppliers and represents our current actual knowledge based on the information they provided. This information is subject to change. The part numbers that TE has identified as EU RoHS compliant have a maximum concentration of 0.1% by weight in homogenous materials for lead, hexavalent chromium, mercury, PBB, PBDE, DBP, BBP, DEHP, DIBP, and 0.01% for cadmium, or qualify for an exemption to these limits as defined in the Annexes of Directive 2011/65/EU (RoHS2). Finished electrical and electronic equipment products will be CE marked as required by Directive 2011/65/EU. Components may not be CE marked. Additionally, the part numbers that TE has identified as EU ELV compliant have a maximum concentration of 0.1% by weight in homogenous materials for lead, hexavalent chromium, and mercury, and 0.01% for cadmium, or qualify for an exemption to these limits as defined in the Annexes of Directive 2000/53/EC (ELV). Regarding the REACH Regulation, the information TE provides on SVHC in articles for this part number is based on the latest European Chemicals Agency (ECHA) 'Guidance on requirements for substances in articles' posted at this URL: <https://echa.europa.eu/guidance-documents/guidance-on-reach>

Compatible Parts



TE Part # 61546-1
RING TONGUE 10-6 AWG TPCUBR



TE Part # 2-2150472-2
OCEAN_2.0_APPLICATOR-E-250F3750



TE Part # 2150472-2
OCEAN_2.0_APPLICATOR-E-250F3750



TE Part # 7-2150472-2
OCEAN_2.0_APPLICATOR-E-250F3750



KIT
REPRESENTATION ONLY

TE Part # 7-2150472-7
OCEAN_2.0_SPARE_PART_KIT-250F3750

Customers Also Bought




TE Part #2-34072-2
SPLICE,PG BUTT 12-10



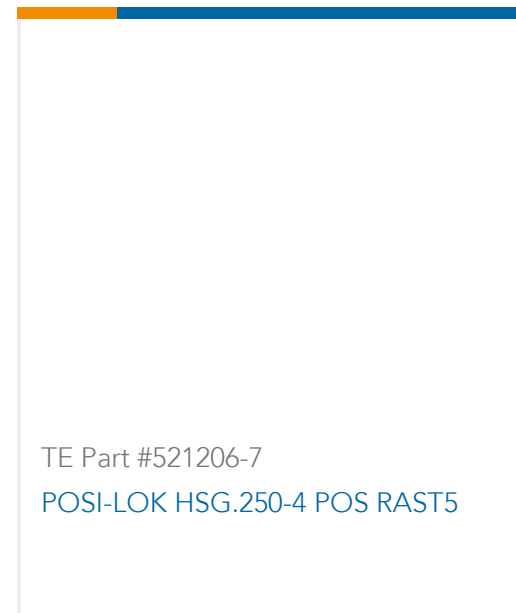
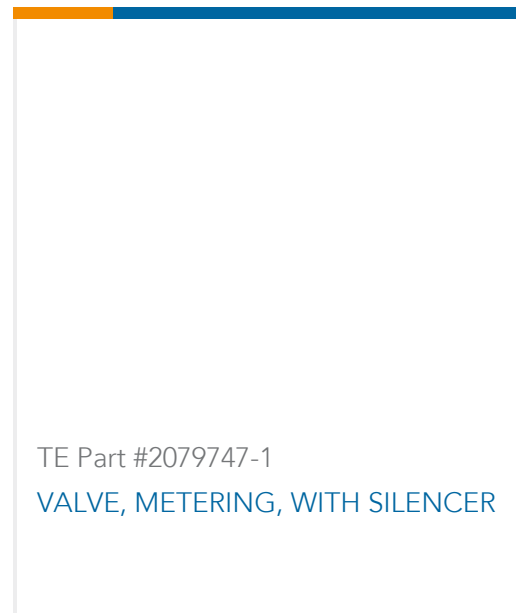
TE Part #770070-1
03P .093 COMM P&S RECPT HSG



TE Part #61866-1
RING TERMINAL CRIMP 10-6 AWG TPBR



TE Part #62613-2
RING .190 12-10 AWG 0245 TPCRS



Documents

Product Drawings

[RING .197 \(5.0 MM\) 10-6 AWG TPBR](#)

English

CAD Files

[3D PDF](#)

3D

Customer View Model

[ENG_CVM_CVM_61352-1_F_c-61352-1-f.2d_dxf.zip](#)

English

Customer View Model

[ENG_CVM_CVM_61352-1_F_c-61352-1-f.3d_igs.zip](#)

English

Customer View Model

[ENG_CVM_CVM_61352-1_F_c-61352-1-f.3d_stp.zip](#)

English

By downloading the CAD file I accept and agree to the [Terms and Conditions](#) of use.

Product Specifications

[Engineering Report](#)

English

Product Environmental Compliance

[MD_61352-1_03102014454_dmtec](#)

English

[MD_61352-1_03102014454_dmtec](#)

English

Agency Approvals

[UL Report](#)

English