

66506-4 ✓ ACTIVE

AMPLIMITE


TE Internal #: 66506-4

D-Sub Connector Contacts, Pin, Size 20, Brass, Gold Flash, Crimp, 24 – 20 AWG Wire Size, .2 – .6 mm² Wire Size, Cable-to-Cable, Wire & Cable, 2 A

[View on TE.com >](#)



Connectors > D-Shaped Connectors > D-Sub Connector Contacts > D-Sub Connector Contacts: Pin, Brass, Signal, Size 20



Contact Type: **Pin**

D-Sub Contact Size: **20**

Contact Base Material: **Brass**

Contact Mating Area Plating Material: **Gold Flash**

Termination Method to Wire & Cable: **Crimp**

[All D-Sub Connector Contacts: Pin, Brass, Signal, Size 20 \(55\)](#)

Features

Product Type Features

Product Type	Contact
Grade	Standard
Connector System	Cable-to-Cable
Connector & Contact Terminates To	Wire & Cable

Contact Features

	30 μin
Pin Diameter	1.02 mm[.04 in]
Contact Underplating Material	Nickel
PCB Contact Termination Area Plating Material	Gold
Contact Type	Pin
D-Sub Contact Size	20
Contact Base Material	Brass
Contact Mating Area Plating Material	Gold Flash



Contact Current Rating (Max)	2 A
------------------------------	-----

Termination Features

Termination Method to Wire & Cable	Crimp
------------------------------------	-------

Mechanical Attachment

Contact Retention Type Within Housing	Snap-In
---------------------------------------	---------

Wire Insulation Support	With
-------------------------	------

Dimensions

	.06 in
--	--------

Post Diameter	2.16 mm
---------------	---------

Accepts Wire Insulation Diameter Range	1.27 – 1.52 mm [.05 – .06 in]
--	-------------------------------

Wire Size	.2 – .6 mm ²
-----------	-------------------------

Usage Conditions

Operating Temperature Range	-55 – 105 °C [-67 – 221 °F]
-----------------------------	-----------------------------

Operation/Application

For Use With	AMPLIMITE HDP-20, CPC Connectors
--------------	----------------------------------

Circuit Application	Signal
---------------------	--------

Packaging Features

Packaging Quantity	10000
--------------------	-------

Packaging Method	Strip
------------------	-------

Product Compliance

[For compliance documentation, visit the product page on TE.com>](#)

EU RoHS Directive 2011/65/EU	Compliant
------------------------------	-----------

EU ELV Directive 2000/53/EC	Compliant
-----------------------------	-----------

China RoHS 2 Directive MIIT Order No 32, 2016	No Restricted Materials Above Threshold
---	---

EU REACH Regulation (EC) No. 1907/2006	Current ECHA Candidate List: JUNE 2022 (224) Candidate List Declared Against: JUNE 2022 (224) Does not contain REACH SVHC
--	---



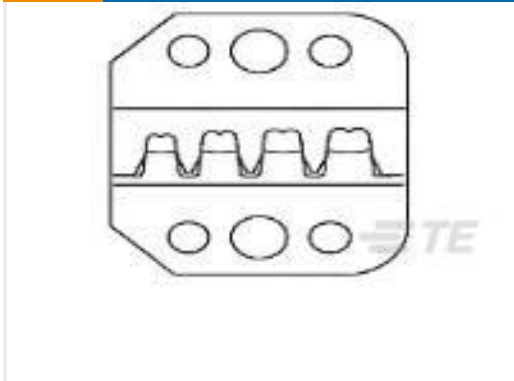









Halogen Content	Low Halogen - Br, Cl, F, I < 900 ppm per homogenous material. Also BFR/CFR/PVC Free
-----------------	---

Solder Process Capability	Not applicable for solder process capability
---------------------------	--

Product Compliance Disclaimer

This information is provided based on reasonable inquiry of our suppliers and represents our current actual knowledge based on the information they provided. This information is subject to change. The part numbers that TE has identified as EU RoHS compliant have a maximum concentration of 0.1% by weight in homogenous materials for lead, hexavalent chromium, mercury, PBB, PBDE, DBP, BBP, DEHP, DIBP, and 0.01% for cadmium, or qualify for an exemption to these limits as defined in the Annexes of Directive 2011/65/EU (RoHS2). Finished electrical and electronic equipment products will be CE marked as required by Directive 2011/65/EU. Components may not be CE marked. Additionally, the part numbers that TE has identified as EU ELV compliant have a maximum concentration of 0.1% by weight in homogenous materials for lead, hexavalent chromium, and mercury, and 0.01% for cadmium, or qualify for an exemption to these limits as defined in the Annexes of Directive 2000/53/EC (ELV). Regarding the REACH Regulation, the information TE provides on SVHC in articles for this part number is based on the latest European Chemicals Agency (ECHA) 'Guidance on requirements for substances in articles' posted at this URL: <https://echa.europa.eu/guidance-documents/guidance-on-reach>

Compatible Parts

 <p>TE Part # CAT-AM71-C83998M CPC SERIES 2</p>	 <p>TE Part # CAT-AM71-C83998BB CPC SERIES 3</p>	 <p>TE Part # 58448-3 PRO-CRIMPER DIE</p>	 <p>TE Part # 91503-1 CCII AMPLIMITE 20 DF PIN SKT 28-20 ASSY</p>
 <p>TE Part # 1579007-9 EXTRACTION TOOL</p>	 <p>TE Part # 58448-2 PRO CR. ASSY AMPLIMITE IS 9357</p>	 <p>TE Part # 2305570-1 TERMINAL CUTTER, SIDE FEED</p>	 <p>TE Part # 91285-1 INSERT/EXTRACT TOOL ASSEMBLY</p>
 <p>TE Part # 2-2151496-1 OCEAN_2.0_APPLICATOR-S- 055F062O</p>	 <p>TE Part # 2-2151496-2 OCEAN_2.0_APPLICATOR-S- 055F062OA</p>	 <p>TE Part # 2151496-1 OCEAN_2.0_APPLICATOR-S- 055F062O</p>	 <p>TE Part # 2151496-2 OCEAN_2.0_APPLICATOR-S- 055F062OA</p>



REPRESENTATION ONLY. DIE SET MAY VARY.

TE Part # 2382051-1
SDE F HD-20 20-28 AWG ASSY



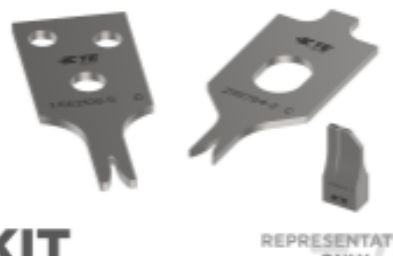
TE Part # 2382051-2
SDE F HD-20 20-28 AWG DIE SET



TE Part # 5-2151496-1
OCEAN_2.0_APPLICATOR-S-055F062O



TE Part # 5-2151496-2
OCEAN_2.0_APPLICATOR-S-055F062OA



KIT

REPRESENTATION ONLY.

TE Part # 7-1893835-1
KIT FOR APPLICATOR



TE Part # 7-2151496-1
OCEAN_2.0_APPLICATOR-S-055F062O



TE Part # 7-2151496-2
OCEAN_2.0_APPLICATOR-S-055F062OA



KIT

REPRESENTATION ONLY.

TE Part # 7-2151496-7
OCEAN_2.0_SPARE_PART_KIT-055F062O

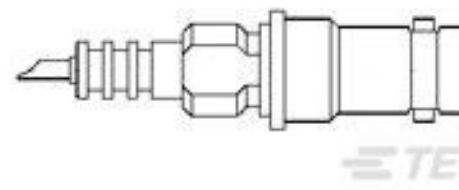
Customers Also Bought



TE Part #66505-4
HD 20 DF SOCKET PLTD



TE Part #6-179228-4
CT CRIMP-2 REC HSG 4P BLACK



TE Part #5051494-1
SAFE HIGH VOLTAGE BLKHD RECEPT



TE Part #1776313-3
TSB200003DS=EUROPA T-BL,14.5MM



TE Part #202173-8
GUIDE PIN ASSY



TE Part #1-66563-1
III+ SKT,24-20,TIN,STRIP



TE Part #42749-1
SHUR PLUG 180 REC 20-16 AWG BR



TE Part #1-5225661-2
SERIES N PLUG TR



TE Part #1-1393128-2
PRD-5DG0-12=PRD

Documents



Product Drawings

HD 20 DF PIN PLTD

English

CAD Files

3D PDF

3D

Customer View Model

[ENG_CVM_CVM_66506-4_CE_c-66506-4-ce.2d_dxf.zip](#)

English

Customer View Model

[ENG_CVM_CVM_66506-4_CE_c-66506-4-ce.3d_igs.zip](#)

English

Customer View Model

[ENG_CVM_CVM_66506-4_CE_c-66506-4-ce.3d_stp.zip](#)

English

By downloading the CAD file I accept and agree to the [Terms and Conditions](#) of use.

Datasheets & Catalog Pages

AMP Circular Connectors for Commercial Signal & Power Applications

English

Signal Contacts

English

AMPLIMITE Subminiature D Connectors - Cable Connectors

English

AMPLIMITE Cable Connectors and Shielding Hardware Kits QRG

English

Product Specifications

Application Specification

English

Application Specification

English

Product Environmental Compliance

MD_66506-4_0402201821_dmtec

English

MD_66506-4_0402201821_dmtec

English

Instruction Sheets

Instruction Sheet (U.S.)

English