

66504-2 ✓ ACTIVE

AMPLIMITE

TE Internal #: 66504-2

D-Sub Connector Contacts, Socket, Size 20, Phosphor Bronze, Gold, Crimp, 24 – 20 AWG Wire Size, .2 – .6 mm² Wire Size, Cable-to-Cable, Wire & Cable

[View on TE.com >](#)



Connectors > D-Shaped Connectors > D-Sub Connector Contacts > D-Sub Conn Contacts: Socket, Phosphor Bronze, Signal, Size 20



Contact Type: **Socket**

D-Sub Contact Size: **20**

Contact Base Material: **Phosphor Bronze**

Contact Mating Area Plating Material: **Gold**

Termination Method to Wire & Cable: **Crimp**

[All D-Sub Conn Contacts: Socket, Phosphor Bronze, Signal, Size 20 \(58\)](#)

Features

Product Type Features

Product Type	Contact
Grade	Standard
Connector System	Cable-to-Cable
Connector & Contact Terminates To	Wire & Cable

Body Features

Color Code	Red
------------	-----

Contact Features

	.04 in
Contact Type	Socket
D-Sub Contact Size	20
Contact Base Material	Phosphor Bronze
Contact Mating Area Plating Material	Gold



Contact Current Rating (Max)	2 A
------------------------------	-----

Termination Features

Termination Method to Wire & Cable	Crimp
------------------------------------	-------

Mechanical Attachment

Contact Retention Type Within Housing	Snap-In
---------------------------------------	---------

Wire Insulation Support	With
-------------------------	------

Dimensions

	.06 in
--	--------

Accepts Wire Insulation Diameter Range	1.27 – 1.52 mm [.05 – .06 in]
--	-------------------------------

Wire Size	.2 – .6 mm ²
-----------	-------------------------

Usage Conditions

Operating Temperature Range	-55 – 105 °C [-67 – 221 °F]
-----------------------------	-----------------------------

Operation/Application

For Use With	AMPLIMITE HDP-20
--------------	------------------

Circuit Application	Signal
---------------------	--------

Packaging Features

Packaging Quantity	10000
--------------------	-------

Packaging Method	Reel
------------------	------

Product Compliance

[For compliance documentation, visit the product page on TE.com>](#)

EU RoHS Directive 2011/65/EU	Compliant
------------------------------	-----------

EU ELV Directive 2000/53/EC	Compliant
-----------------------------	-----------

China RoHS 2 Directive MIIT Order No 32, 2016	No Restricted Materials Above Threshold
---	---

EU REACH Regulation (EC) No. 1907/2006	Current ECHA Candidate List: JUNE 2022 (224) Candidate List Declared Against: JAN 2022 (223) SVHC > Threshold: Not Yet Reviewed
--	--

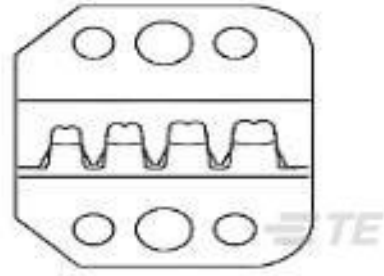


Halogen Content	Low Halogen - Br, Cl, F, I < 900 ppm per homogenous material. Also BFR/CFR/PVC Free
-----------------	---

Solder Process Capability	Not applicable for solder process capability
---------------------------	--

Product Compliance Disclaimer

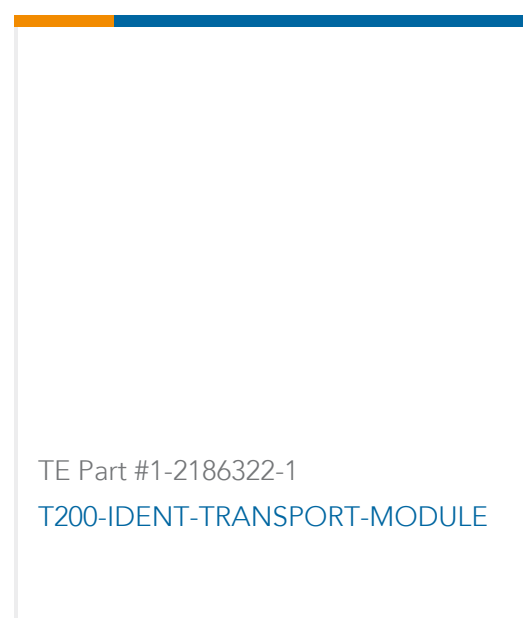
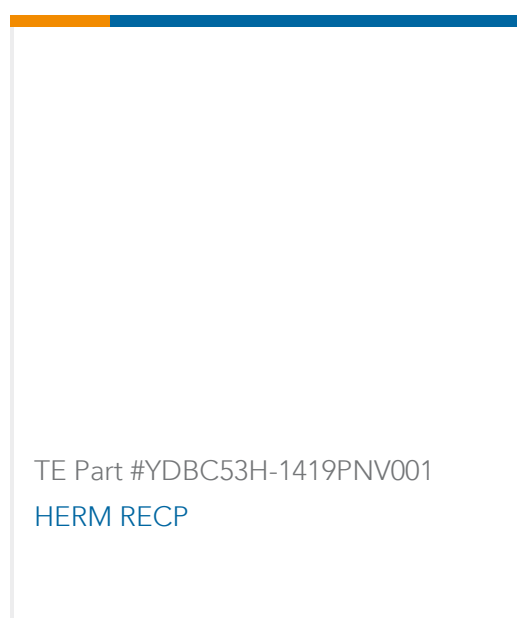
This information is provided based on reasonable inquiry of our suppliers and represents our current actual knowledge based on the information they provided. This information is subject to change. The part numbers that TE has identified as EU RoHS compliant have a maximum concentration of 0.1% by weight in homogenous materials for lead, hexavalent chromium, mercury, PBB, PBDE, DBP, BBP, DEHP, DIBP, and 0.01% for cadmium, or qualify for an exemption to these limits as defined in the Annexes of Directive 2011/65/EU (RoHS2). Finished electrical and electronic equipment products will be CE marked as required by Directive 2011/65/EU. Components may not be CE marked. Additionally, the part numbers that TE has identified as EU ELV compliant have a maximum concentration of 0.1% by weight in homogenous materials for lead, hexavalent chromium, and mercury, and 0.01% for cadmium, or qualify for an exemption to these limits as defined in the Annexes of Directive 2000/53/EC (ELV). Regarding the REACH Regulation, the information TE provides on SVHC in articles for this part number is based on the latest European Chemicals Agency (ECHA) 'Guidance on requirements for substances in articles' posted at this URL: <https://echa.europa.eu/guidance-documents/guidance-on-reach>

Compatible Parts

 <p>TE Part # 58448-3 PRO-CRIMPER DIE</p>	 <p>TE Part # 91503-1 CCII AMPLIMITE 20 DF PIN SKT 28-20 ASSY</p>	 <p>TE Part # 1579007-9 EXTRACTION TOOL</p>	 <p>TE Part # 58448-2 PRO CR. ASSY AMPLIMITE IS 9357</p>
 <p>TE Part # 2305570-1 TERMINAL CUTTER, SIDE FEED</p>	 <p>TE Part # 169341-1 HANDTOOL (HD-20)</p>	 <p>TE Part # 91285-1 INSERT/EXTRACT TOOL ASSEMBLY</p>	 <p>TE Part # 2-2151496-1 OCEAN_2.0_APPLICATOR-S-055F062O</p>
 <p>TE Part # 2-2151496-2 OCEAN_2.0_APPLICATOR-S-055F062OA</p>	 <p>TE Part # 2151496-1 OCEAN_2.0_APPLICATOR-S-055F062O</p>	 <p>TE Part # 2151496-2 OCEAN_2.0_APPLICATOR-S-055F062OA</p>	 <p>TE Part # 2361497-1 SDE F PIN 32-20 ASSY</p>
 <p>TE Part # 2361497-2 SDE F PIN 32-20 DIE SET</p>	 <p>TE Part # 2382051-1 SDE F HD-20 20-28 AWG ASSY</p>	 <p>TE Part # 2382051-2 SDE F HD-20 20-28 AWG DIE SET</p>	 <p>TE Part # 5-2151496-1 OCEAN_2.0_APPLICATOR-S-055F062O</p>



Customers Also Bought



Documents

Product Drawings

[SOCKET CONTACT, 20DF, PLATED](#)

English

[SOCKET CONTACT, 20DF, PLATED](#)

English

CAD Files

[3D PDF](#)

3D



Customer View Model

[ENG_CVM_CVM_66504-2_CN_c-66504-2-cn.2d_dxf.zip](#)

English

Customer View Model

[ENG_CVM_CVM_66504-2_CN_c-66504-2-cn.3d_igs.zip](#)

English

Customer View Model

[ENG_CVM_CVM_66504-2_CN_c-66504-2-cn.3d_stp.zip](#)

English

By downloading the CAD file I accept and agree to the [Terms and Conditions](#) of use.

Product Specifications

[Application Specification](#)

English

[Application Specification](#)

English

Product Environmental Compliance

[TE Material Declaration](#)

English

Instruction Sheets

[Instruction Sheet \(U.S.\)](#)

English