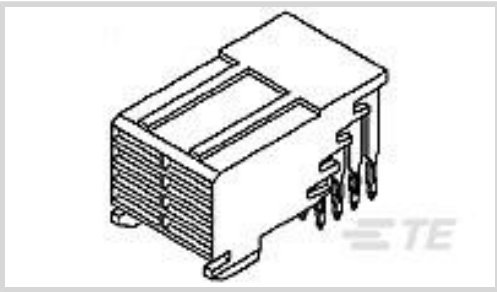




Connectors > Power Connectors > Rectangular Power > Rectangular Power Connectors



Rectangular Power Connector Type: **Connector Assembly**

Connector & Housing Type: **Receptacle**

Connector System: **Board-to-Board**

Number of Positions: **8**

Centerline (Pitch): **2 mm [.079 in]**

Features

Product Type Features

Rectangular Power Connector Type	Connector Assembly
Connector & Housing Type	Receptacle
Connector System	Board-to-Board
Sealable	No
Connector & Contact Terminates To	Printed Circuit Board

Configuration Features

Number of Positions	8
Interface Type	Futurebus+
PCB Mount Orientation	Right Angle
Number of Power Positions	8
Number of Signal Positions	0
Number of Rows	4

Electrical Characteristics

Operating Voltage	30 VDC
Insulation Resistance	5000 MΩ

Contact Features

Contact Layout	Matrix
Contact Base Material	Phosphor Bronze



Contact Current Rating (Max)	3 A, 5 A
Contact Retention Within Housing	With
Contact Type	Receptacle
PCB Contact Termination Area Plating Material	Tin
Contact Mating Area Plating Material	Gold
Contact Mating Area Plating Material Thickness	.76 µm[30 µin]
Contact Termination Area Plating Thickness	1.27 µm[50 µin]

Termination Features

Termination Post & Tail Length	3.56 mm, 3.65 mm[.14 in][.143 in]
Termination Method to Printed Circuit Board	Through Hole - Press-Fit

Mechanical Attachment

PCB Mount Alignment Type	Boss
PCB Mount Retention	With
PCB Mount Retention Type	Solder Tail
Connector Mounting Type	Board Mount

Housing Features

Centerline (Pitch)	2 mm[.079 in]
Housing Color	Natural
Housing Material	LCP (Liquid Crystal Polymer)

Dimensions

Row-to-Row Spacing	2 mm[.079 in]
Height	9.07 mm[.357 in]

Usage Conditions

Operating Temperature Range	-55 – 125 °C[-67 – 257 °F]
-----------------------------	----------------------------

Operation/Application

Circuit Application	Power
---------------------	-------

Industry Standards

UL Flammability Rating	UL 94V-0
Glow Wire Rating	Standard Part - Not Glow Wire

Packaging Features

Packaging Method	Tube
Packaging Quantity	48



Other

For Use With	Plug
--------------	------

Product Compliance

For compliance documentation, visit the product page on TE.com>

EU RoHS Directive 2011/65/EU	Compliant
EU ELV Directive 2000/53/EC	Compliant
China RoHS 2 Directive MIIT Order No 32, 2016	No Restricted Materials Above Threshold
EU REACH Regulation (EC) No. 1907/2006	Current ECHA Candidate List: JUNE 2022 (224) Candidate List Declared Against: JUNE 2022 (224) Does not contain REACH SVHC
Halogen Content	BFR/CFR/PVC Free, but Br/Cl >900 ppm in other sources.
Solder Process Capability	Not applicable for solder process capability


Product Compliance Disclaimer

This information is provided based on reasonable inquiry of our suppliers and represents our current actual knowledge based on the information they provided. This information is subject to change. The part numbers that TE has identified as EU RoHS compliant have a maximum concentration of 0.1% by weight in homogenous materials for lead, hexavalent chromium, mercury, PBB, PBDE, DBP, BBP, DEHP, DIBP, and 0.01% for cadmium, or qualify for an exemption to these limits as defined in the Annexes of Directive 2011/65/EU (RoHS2). Finished electrical and electronic equipment products will be CE marked as required by Directive 2011/65/EU. Components may not be CE marked. Additionally, the part numbers that TE has identified as EU ELV compliant have a maximum concentration of 0.1% by weight in homogenous materials for lead, hexavalent chromium, and mercury, and 0.01% for cadmium, or qualify for an exemption to these limits as defined in the Annexes of Directive 2000/53/EC (ELV). Regarding the REACH Regulation, the information TE provides on SVHC in articles for this part number is based on the latest European Chemicals Agency (ECHA) 'Guidance on requirements for substances in articles' posted at this URL: <https://echa.europa.eu/guidance-documents/guidance-on-reach>


Compatible Parts



Also in the Series | Z-PACK Future Bus+



[Backplane Connector Housings\(19\)](#)



[Hard Metric Backplane Connectors\(1\)](#)



[Rectangular Power Connectors\(35\)](#)


Customers Also Bought




TE Part #5555140-1
[MJ,LPF,R/A,6P/6C,SHLD,PNL GRD](#)



TE Part #1-640388-3
[13P MTA156 HDR ASSY RN STR F/L](#)



TE Part #2176338-1
[CRGCQ 0402 1R0 5%](#)



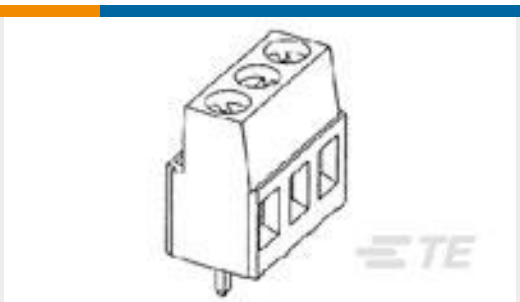
TE Part #3-2176343-9
[CRGCQ 1206 15K 1%](#)



TE Part #2-2176325-8
[CRGP 0402 1K8 1%](#)




TE Part #750644-1
[50SR SCREWLOCK KIT,FEMALE](#)




TE Part #1-282857-0
[TERMI-BLOK PCB MOUNT-S.E.W.-ST](#)



TE Part #1-1337586-0
[MCX R/A PCB Skt 50Ohm Gold Plt](#)



TE Part #5536504-1
[2MM FB,ASY,024,SIG,HDR,EN,6.50](#)



TE Part #5536510-2
[2MM FB,ASY,048,SIG,REC,SL,3.53](#)

Documents

Product Drawings

[2MM FB,ASY,008,PWR,REC,EN,3.56](#)

English

CAD Files

Customer View Model

[ENG_CVM_CVM_5536614-1_O.2d_dxf.zip](#)

English

[3D PDF](#)



3D

Customer View Model

[ENG_CVM_CVM_5536614-1_O.3d_igs.zip](#)

English

Customer View Model

[ENG_CVM_CVM_5536614-1_O.3d_stp.zip](#)

English

By downloading the CAD file I accept and agree to the [Terms and Conditions](#) of use.

Datasheets & Catalog Pages

[POWER_CONNECTORS_CATALOG_SEC01_BOARD_TO_BOARD](#)

English

Product Specifications

[Application Specification](#)

English

Product Environmental Compliance

[TE Material Declaration](#)

English