

647168-3 ✓ ACTIVE

MTA 100

TE Internal #: 647168-3

PCB Mount Header, Vertical, Wire-to-Board, 3 Position, .1 in [2.54 mm] Centerline, Partially Shrouded, Gold, Surface Mount, Signal, Black, MTA 100

[View on TE.com >](#)



Connectors > PCB Connectors > PCB Headers & Receptacles > Nylon Vertical PCB Header: 2.54mm, Surface Mount, MTA 100



Connector System: **Wire-to-Board**

Number of Positions: **3**

Number of Rows: **1**

Centerline (Pitch): **2.54 mm [ .1 in ]**

PCB Mount Orientation: **Vertical**

[All Nylon Vertical PCB Header: 2.54mm, Surface Mount, MTA 100 \(74\)](#)

## Features

### Product Type Features

Connector System	Wire-to-Board
Header Type	Partially Shrouded
Sealable	No
Connector & Contact Terminates To	Printed Circuit Board
PCB Connector Assembly Type	PCB Mount Header

### Configuration Features

Number of Positions	3
Number of Rows	1
PCB Mount Orientation	Vertical

### Electrical Characteristics

Operating Voltage	250 VAC
-------------------	---------

### Body Features



Primary Product Color	Black
-----------------------	-------

### Contact Features

Contact Layout	Inline
Contact Mating Area Length	7.37 mm[.29 in]
Mating Square Post Dimension	.64 mm[.025 in]
PCB Contact Termination Area Plating Material Thickness	3.81 – 8.89 $\mu\text{m}$ [150 – 350 $\mu\text{in}$ ]
Contact Underplating Material Thickness	1.27 $\mu\text{m}$ [50 $\mu\text{in}$ ]
Contact Mating Area Plating Material Thickness	.76 $\mu\text{m}$ [30 $\mu\text{in}$ ]
PCB Contact Termination Area Plating Material Finish	Bright
Contact Shape & Form	Square
Contact Mating Area Plating Material Finish	Bright
Contact Underplating Material	Nickel
PCB Contact Termination Area Plating Material	Tin-Lead
Contact Base Material	Copper Alloy
Contact Mating Area Plating Material	Gold
Contact Type	Pin
Contact Current Rating (Max)	5 A

### Termination Features

Square Termination Post & Tail Dimension	.64 mm[.025 in]
Termination Method to Printed Circuit Board	Surface Mount

### Mechanical Attachment

Mating Alignment Type	Polarization
Mating Retention	With
Panel Mount Feature	Without
Mating Retention Type	Friction Lock
Connector Mounting Type	Board Mount
Mating Alignment	With
PCB Mount Alignment	Without
PCB Mount Retention	Without

### Housing Features

Housing Material	Nylon 4/6
Centerline (Pitch)	2.54 mm[.1 in]



### Dimensions

Connector Height	8.81 mm[.34 in]
PCB Thickness (Recommended)	.25 mm[.01 in]

### Usage Conditions

Operating Temperature Range	-55 – 105 °C[-67 – 221 °F]
-----------------------------	----------------------------

### Operation/Application

Circuit Application	Signal
---------------------	--------

### Industry Standards

CSA Rating	Certified
Agency/Standard	CSA, UL
Approved Standards	CSA LR7189, UL E28476
UL Flammability Rating	UL 94V-0

### Packaging Features

Packaging Quantity	500
Packaging Type	Package

### Product Compliance

[For compliance documentation, visit the product page on TE.com>](#)

EU RoHS Directive 2011/65/EU	Compliant
EU ELV Directive 2000/53/EC	Compliant
China RoHS 2 Directive MIIT Order No 32, 2016	No Restricted Materials Above Threshold
EU REACH Regulation (EC) No. 1907/2006	Current ECHA Candidate List: JUNE 2022 (224) Candidate List Declared Against: JUNE 2022 (224) Does not contain REACH SVHC
Halogen Content	Low Halogen - Br, Cl, F, I < 900 ppm per homogenous material. Also BFR/CFR/PVC Free
Solder Process Capability	Reflow solder capable to 260°C

#### Product Compliance Disclaimer

This information is provided based on reasonable inquiry of our suppliers and represents our current actual knowledge based on the information they provided. This information is subject to change. The part numbers that TE has identified as EU RoHS compliant have a maximum concentration of 0.1% by weight in homogenous materials for lead, hexavalent chromium, mercury, PBB, PBDE, DBP, BBP, DEHP, DIBP, and 0.01% for cadmium, or qualify for an exemption to these limits as defined in the Annexes of Directive 2011/65/EU (RoHS2). Finished electrical and electronic equipment products will be CE marked as required by Directive 2011/65/EU. Components may not be CE marked. Additionally, the part

numbers that TE has identified as EU ELV compliant have a maximum concentration of 0.1% by weight in homogenous materials for lead, hexavalent chromium, and mercury, and 0.01% for cadmium, or qualify for an exemption to these limits as defined in the Annexes of Directive 2000/53/EC (ELV). Regarding the REACH Regulation, the information TE provides on SVHC in articles for this part number is based on the latest European Chemicals Agency (ECHA) 'Guidance on requirements for substances in articles' posted at this URL: <https://echa.europa.eu/guidance-documents/guidance-on-reach>

## Compatible Parts



TE Part # CAT-104MTA-NYLCC  
Nylon PCB Connector Covers: 2.54 mm, MTA 100



TE Part # CAT-104MTA-NGPMR  
Nylon Gold Plated Receptacle: 2.54 mm, With Mating Alignment, MTA 100



TE Part # CAT-104MTA-NGPNR  
Nylon Gold Plated Receptacle: 2.54 mm, No Mating Alignment, MTA 100



TE Part # CAT-104MTA-PLSCC  
Polyester PCB Connector Covers: 2.54 mm, MTA 100




TE Part # 1375820-3  
CST-100 II HOUSING 3 POS



TE Part # 647080-3  
03P MTA100 CONN ASSY ON TAPE

## Also in the Series | MTA 100



Insertion & Extraction Tools(2)




PCB Connector Covers(107)




PCB Connector Keying(1)




PCB Headers & Receptacles(1182)



Standard Rectangular Connectors (1718)




Wire-to-Board Connector Assemblies & Housings(1)



Wire-to-Board Connector Contacts(18)

## Customers Also Bought



TE Part #2-1623795-3  
SOP2 R047 5% WIRE



TE Part #1-1630019-4  
HSC200 2K4 5%



TE Part #9-2176397-4  
3502 7K5 1%



TE Part #1-1969694-4  
PTL 1X4 PCB HEADER R/A HITEMP  
KEY A LGR



TE Part #YD369-B99-AP400000  
Rectangular Connectors: 9-Way Panel  
Mount, 90PCB



TE Part #YDTS24T15-18PNV001  
RECP ASSY



TE Part #YDTS24T21-35SNV001  
RECP ASSY



TE Part #YACT24ME35PNV00100  
JAM NUT RECEPTACLE

## Documents

### Product Drawings

[03P MTA100 HDR ASSY,SM,FL,30AU](#)

English

### CAD Files

[3D PDF](#)

3D

Customer View Model

[ENG\\_CVM\\_CVM\\_647168-3\\_K.2d\\_dxf.zip](#)

English

Customer View Model

[ENG\\_CVM\\_CVM\\_647168-3\\_K.3d\\_igs.zip](#)

English

Customer View Model

[ENG\\_CVM\\_CVM\\_647168-3\\_K.3d\\_stp.zip](#)

English

By downloading the CAD file I accept and agree to the [Terms and Conditions](#) of use.

### Datasheets & Catalog Pages

[MTA, CST-100 II, SL-156 and AMP Economy Power \(EP\) Connectors](#)

English