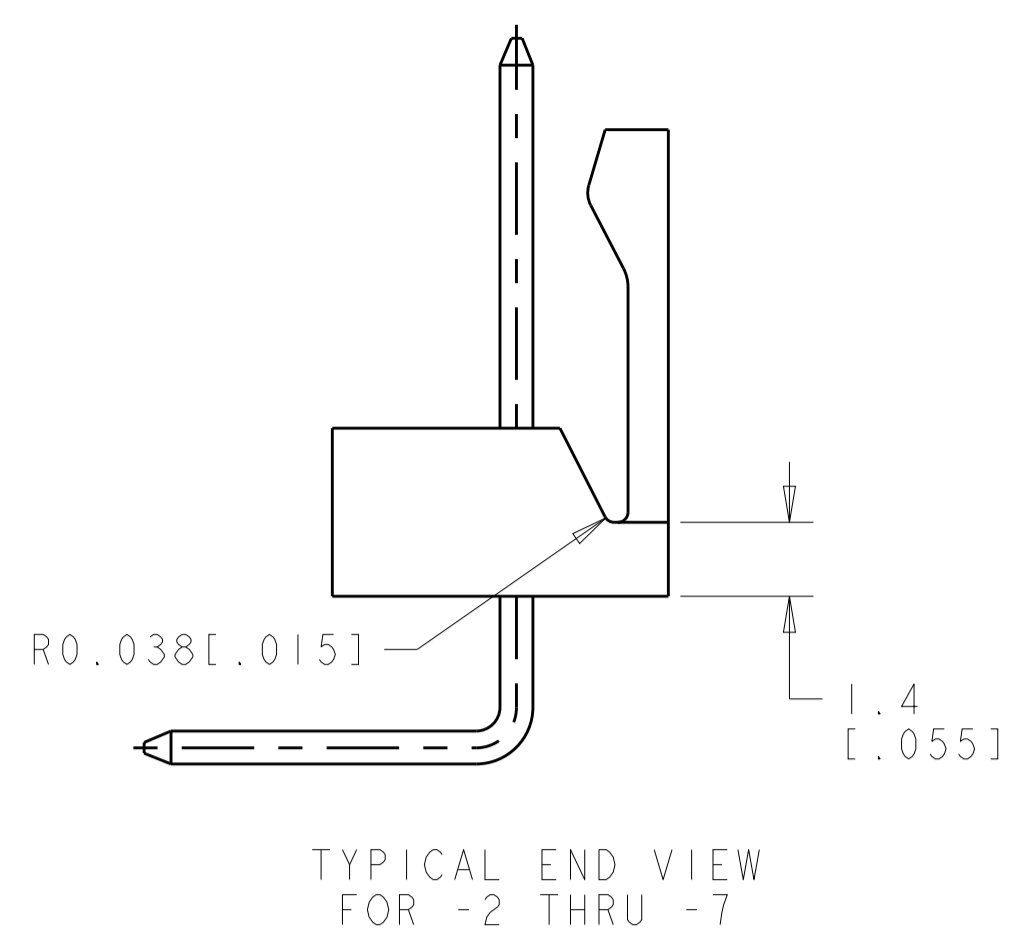
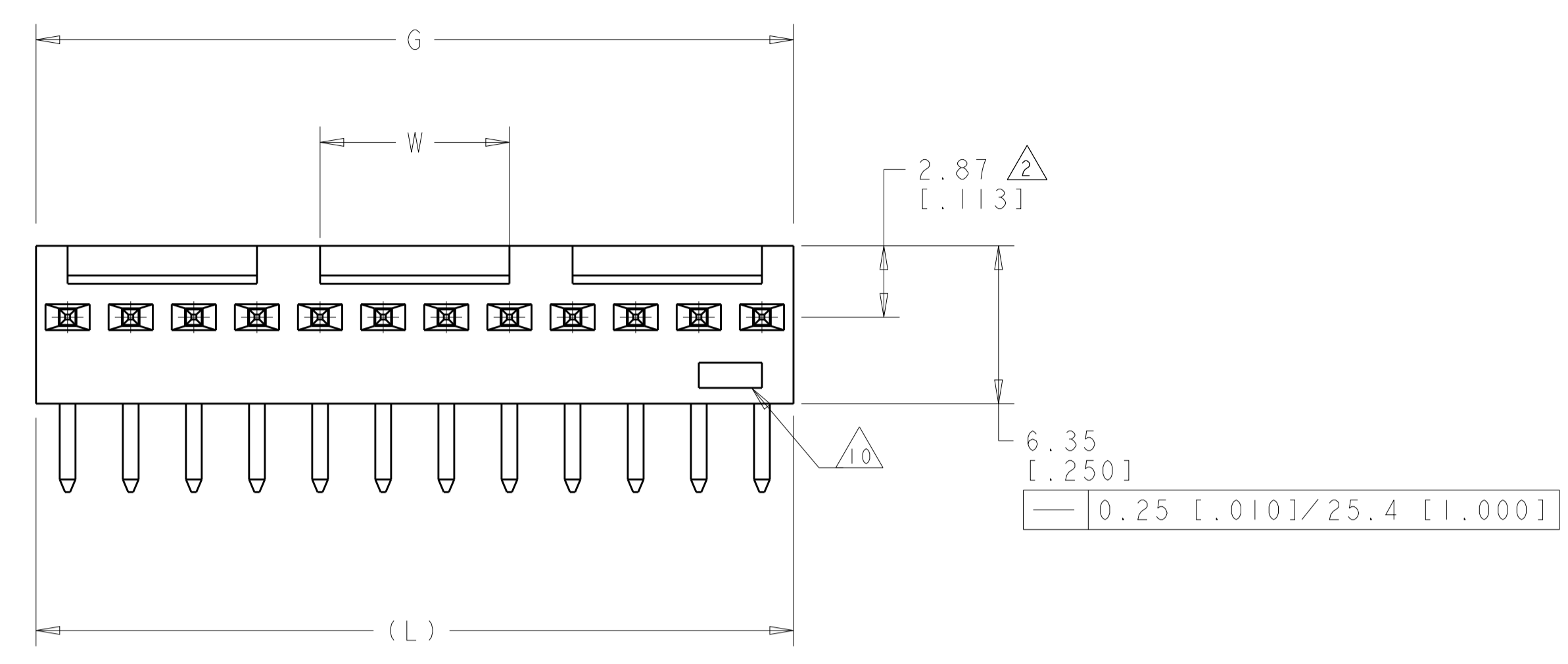
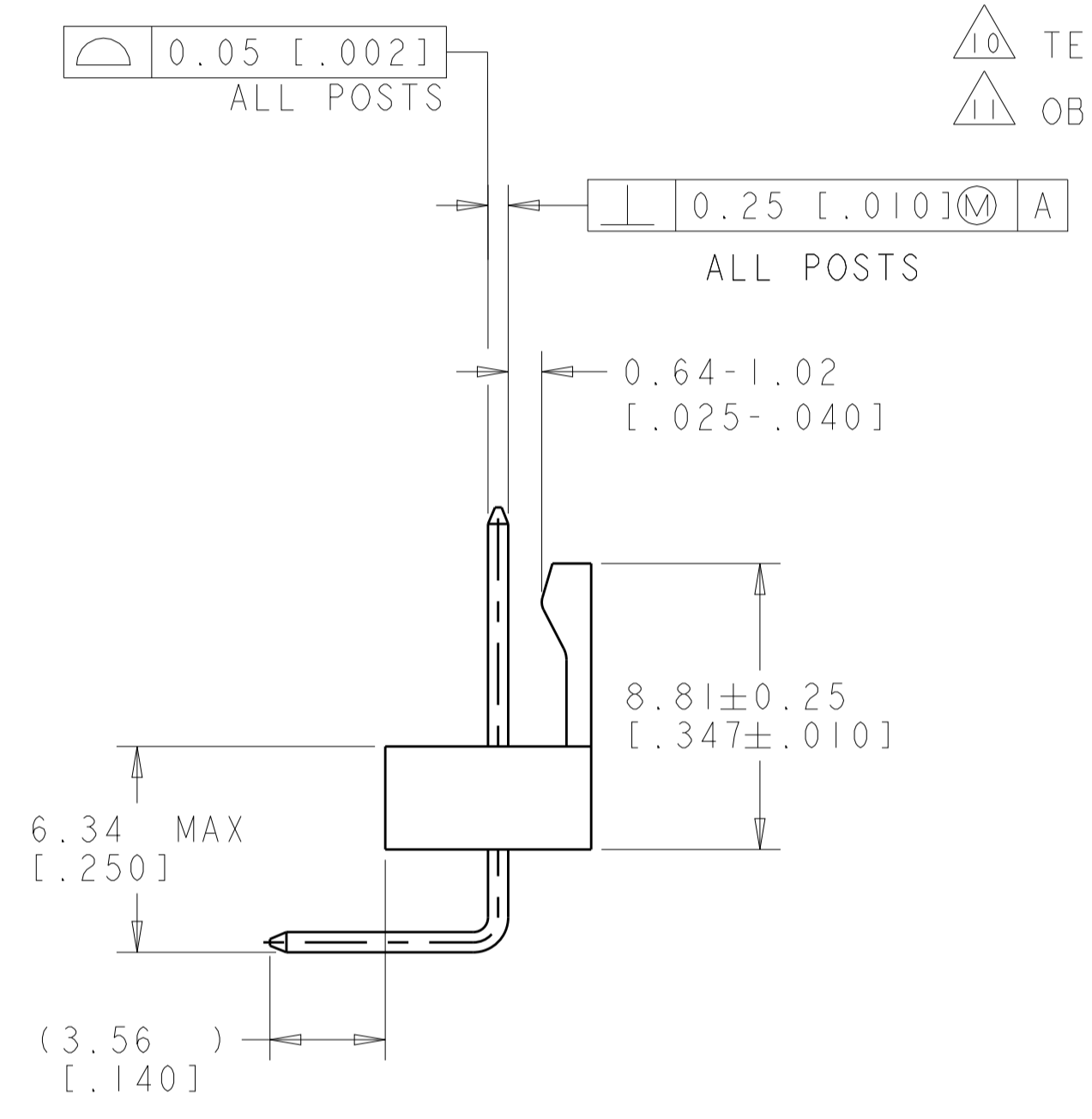
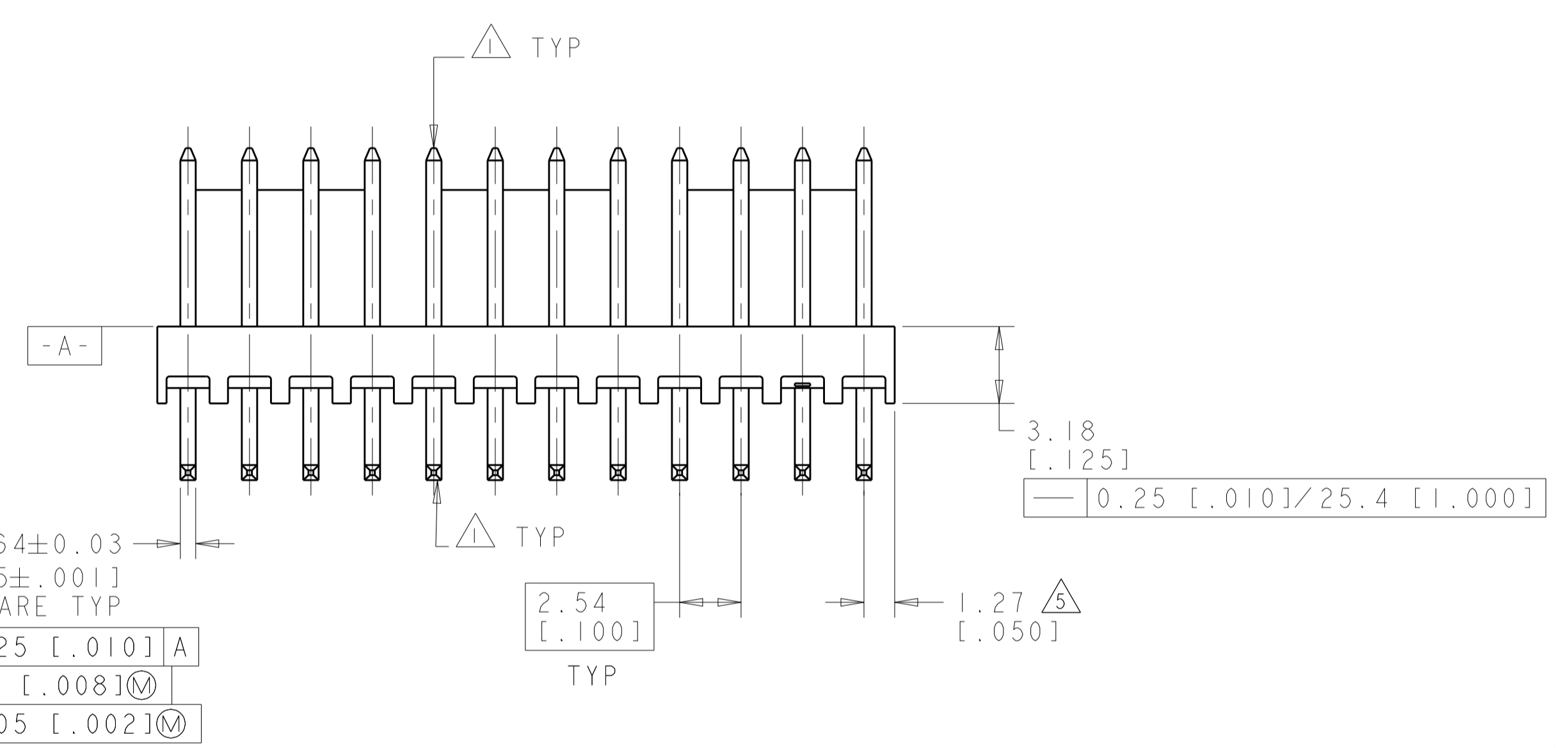


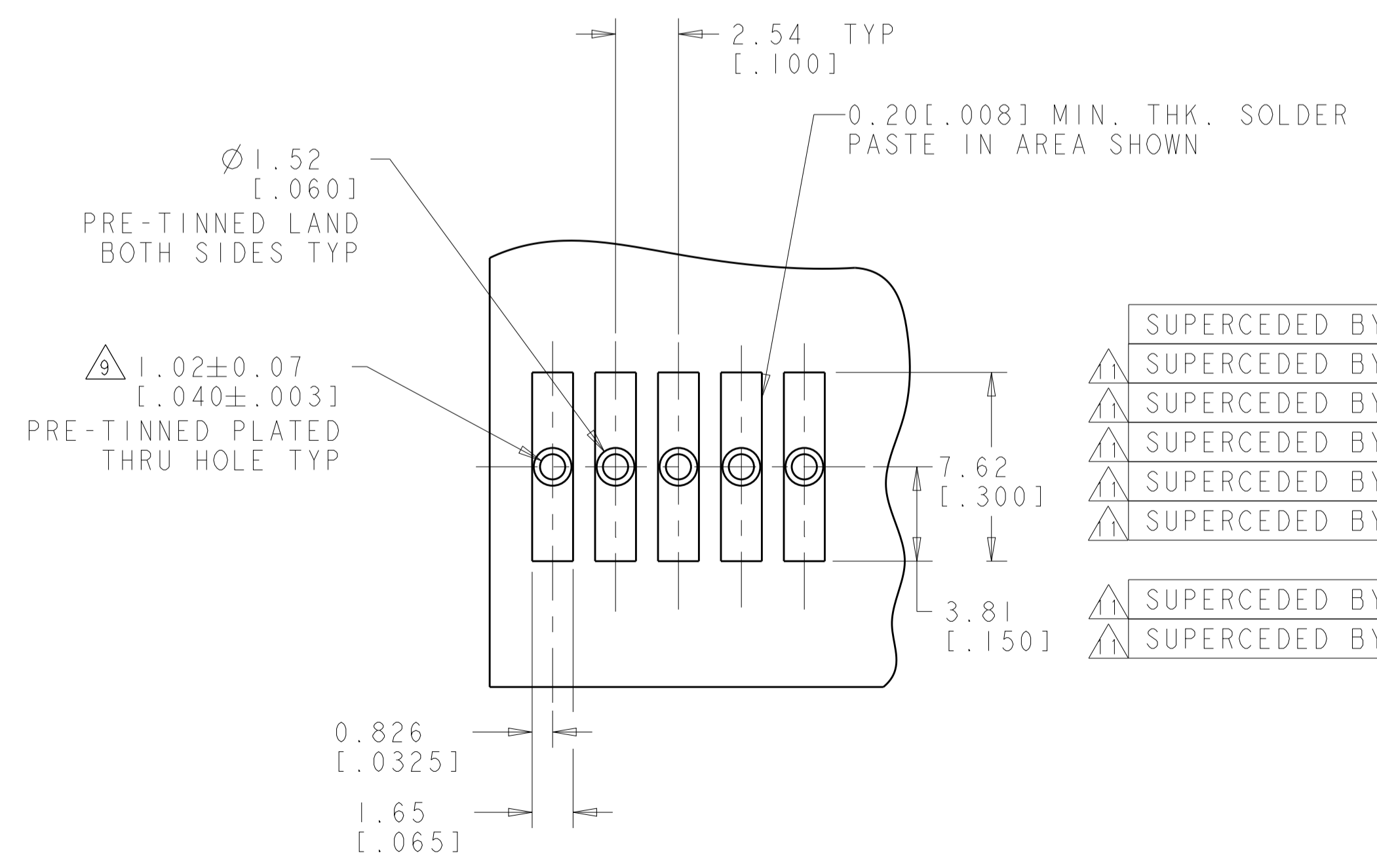
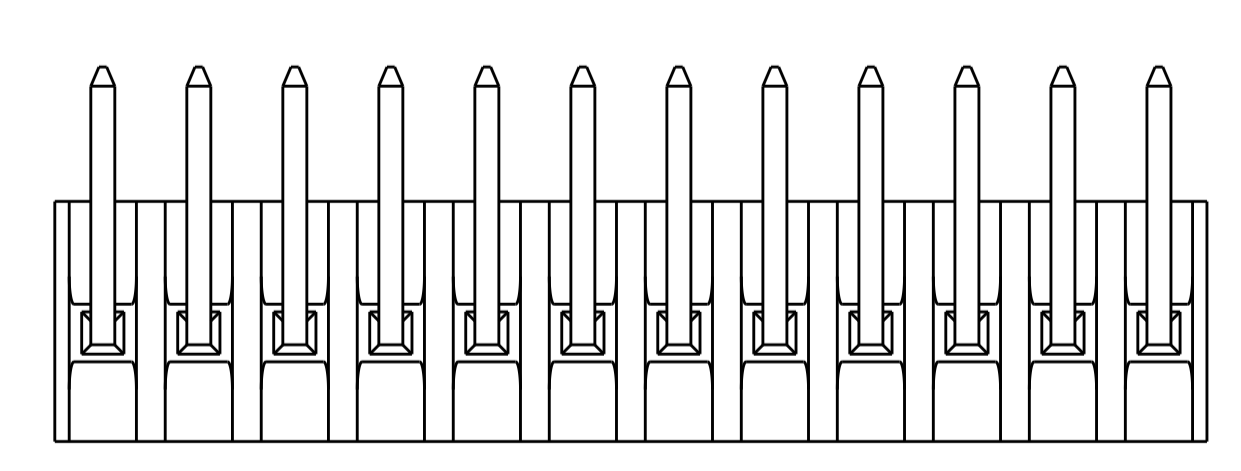
LOC	DIST	REVISIONS					
		P	LTN	DESCRIPTION	DATE	OWN	APVD
CM	00	P2		REVISED PER ECR-18-004355	18JUN2018	BDA	SG



- △ POST WITHSTAND 13 NEWTONS (3 LBS) MIN AXIAL FORCE IN DIRECTION SHOWN WITHOUT DISLODGING.
- △ MEASURED AT -A-.
- 3. PARTS COMPLY WITH SOLDERABILITY SPEC 109-11-2.
- △ MATERIAL: HOUSING: NYLON, 4/6, HIGH TEMP, BLACK.
POST-2 THRU -12 : COPPER ALLOY TIN LEAD (93/7) PLATING.
POST -32 THRU -42 : COPPER ALLOY TIN PLATE
- △ COORDINATE DIMENSION APPLIES FROM CENTER OF ACTUAL FEATURE.
- △ POSTS TO BE MEASURED WHEN STRIP HELD FLAT.
- 7. DIMENSIONS IN BRACKETS ARE IN INCHES.
- △ TOLERANCES APPLY TO SOLDER SIDE OF BOARD.
- △ ONE HOLE MAY BE UNDERSIZED 0.81-0.89 [0.032-.035] DIAMETER FOR ASSEMBLY RETENTION DURING PROCESSING.
- △ TE LOGO, UL, AND CSA TRADEMARKS TO APPEAR ON THIS SURFACE.
- △ OBSOLETE PARTS: OBSOLETE CIS STREAMLINING PER D.RENAUD/D.SINISI



△	△	△	0.25 [0.010] A
△	△	△	0.2 [0.008] M
△	△	△	0.05 [0.002] M



- △ SUPERCEDED BY 4-647050-2
- △ SUPERCEDED BY 4-647050-1
- △ SUPERCEDED BY 4-647050-0
- △ SUPERCEDED BY 3-647051-9
- △ SUPERCEDED BY 3-647051-8
- △ SUPERCEDED BY 3-647051-7
- △ OBSOLETE
- △ SUPERCEDED BY 3-647051-5
- △ SUPERCEDED BY 3-647051-4
- △ OBSOLETE
- △ OBSOLETE

7.62 [0.300]	12.70 [0.500]	30.48 [1.200]	12	4-647051-2
-	10.16 [0.400]	27.94 [1.100]	11	4-647051-1
-	7.62 [0.300]	25.40 [1.000]	10	4-647051-0
-	5.08 [0.200]	22.86 [0.900]	9	3-647051-9
-	2.54 [0.100]	20.32 [0.800]	8	3-647051-8
-	-	17.78 [0.700]	7	3-647051-7
-	-	15.24 [0.600]	6	3-647051-6
-	-	12.70 [0.500]	5	3-647051-5
-	-	10.16 [0.400]	4	3-647051-4
-	-	7.62 [0.300]	3	3-647051-3
-	-	5.08 [0.200]	2	3-647051-2
7.62 [0.300]	12.70 [0.500]	30.48 [1.200]	12	1-647051-2
-	10.16 [0.400]	27.94 [1.100]	11	1-647051-1
-	7.62 [0.300]	25.40 [1.000]	10	1-647051-0
-	5.08 [0.200]	22.86 [0.900]	9	647051-9
-	2.54 [0.100]	20.32 [0.800]	8	647051-8
-	-	17.78 [0.700]	7	647051-7
-	-	15.24 [0.600]	6	647051-6
-	-	12.70 [0.500]	5	647051-5
-	-	10.16 [0.400]	4	647051-4
-	-	7.62 [0.300]	3	647051-3
-	-	5.08 [0.200]	2	647051-2
W	G	L	NO OF POSN	PART NO

THIS DRAWING IS A CONTROLLED DOCUMENT. OWN: R. WHITAKER 3-NOV-2001. CHK: D. BOSSI 13-NOV-2001. APVD: D. BOSSI 13-NOV-2001.

DIMENSIONS: mm [INCHES]. TOLERANCES UNLESS OTHERWISE SPECIFIED: 0 PLC ±, 1 PLC ±, 2 PLC ±, 3 PLC ±, 4 PLC ±, ANGLES 40°/30°.

MATERIAL: △. FINISH: △.

PRODUCT SPEC: MTA-100 HEADER ASSY, HIGH TEMPERATURE FRICTION LOCK, .025 SQUARE, RIGHT ANGLE POST, TIN OR TIN-LEAD PLATED.

APPLICATION SPEC: △.

SIZE: A100779. CAGE CODE: △. DRAWING NO: △. CUSTOMER DRAWING: △.

SCALE: 7:1. SHEET: 1 OF 1. REV: P2.