

6450849-7 ✓ ACTIVE

MULTI-BEAM | MULTI-BEAM XLE

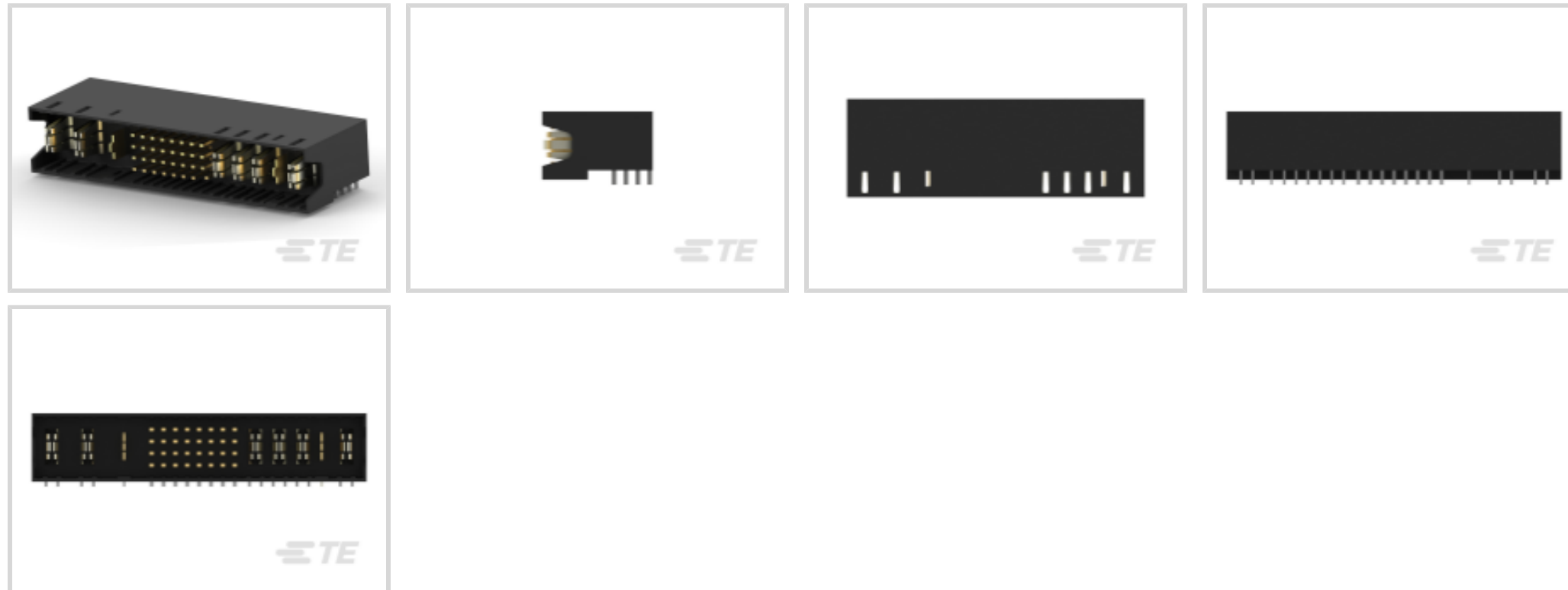
TE Internal #: 6450849-7

Rectangular Power Connectors, Connector Assembly, Plug, Board-to-Board, 40 Position, .2 in [5.08 mm] Centerline, Printed Circuit Board, MULTI-BEAM XLE

[View on TE.com >](#)



Connectors > Power Connectors > Rectangular Power > Rectangular Power Connectors



Rectangular Power Connector Type: **Connector Assembly**

Connector & Housing Type: **Plug**

Connector System: **Board-to-Board**

Number of Positions: **40**

Centerline (Pitch): **5.08 mm [.2 in]**

Features

Product Type Features

Assembly Requirement	Factory Assembled
Rectangular Power Connector Type	Connector Assembly
Connector & Housing Type	Plug
Connector System	Board-to-Board
Connector & Contact Terminates To	Printed Circuit Board

Configuration Features

Mating & Unmating Configuration	Normal
Number of Positions	40
PCB Mount Orientation	Right Angle
Number of Power Positions	8
Number of Signal Positions	32
Number of Rows	4

Electrical Characteristics

Operating Voltage	60 VDC
-------------------	--------



Contact Features

Power Contact Base Material	Tin
Contact Current Rating (Max)	50 A
Contact Retention Within Housing	Without
Contact Type	Blade, Pin
PCB Contact Termination Area Plating Material	Tin
Contact Mating Area Plating Material	Noble Metal
Contact Mating Area Plating Material Thickness	.76 μm [30 μin]
Underplate Material Thickness	5.33 μm

Termination Features

Termination Post & Tail Length	5.33 mm[.21 in]
Termination Method to Printed Circuit Board	Through Hole - Press-Fit

Mechanical Attachment

PCB Mount Retention	With
PCB Mount Retention Type	Action/Compliant Tail
Connector Mounting Type	Board Mount
Mating Retention Type	Action/Compliant Tail

Housing Features

Centerline (Pitch)	5.08 mm[.2 in]
Housing Color	Black
Housing Material	High Temperature Thermoplastic

Dimensions

Row-to-Row Spacing	2.54 mm[.1 in]
--------------------	----------------

Usage Conditions

Operating Temperature Range	-40 – 125 $^{\circ}\text{C}$ [-40 – 257 $^{\circ}\text{F}$]
-----------------------------	--

Operation/Application

Circuit Application	Power & Signal
---------------------	----------------

Industry Standards

UL Flammability Rating	UL 94V-0
Glow Wire Rating	High Temperature Part - Not Glow Wire

Packaging Features

--	--

Packaging Method	Tray
------------------	------

Other

Wire Color	Black
------------	-------

Product Compliance

[For compliance documentation, visit the product page on TE.com>](#)

EU RoHS Directive 2011/65/EU	Compliant
EU ELV Directive 2000/53/EC	Compliant
China RoHS 2 Directive MIIT Order No 32, 2016	No Restricted Materials Above Threshold
EU REACH Regulation (EC) No. 1907/2006	Current ECHA Candidate List: JUNE 2022 (224) Candidate List Declared Against: JUNE 2022 (224) Does not contain REACH SVHC
Halogen Content	Not Low Halogen - contains Br or Cl > 900 ppm.
Solder Process Capability	Not reviewed for solder process capability

Product Compliance Disclaimer

This information is provided based on reasonable inquiry of our suppliers and represents our current actual knowledge based on the information they provided. This information is subject to change. The part numbers that TE has identified as EU RoHS compliant have a maximum concentration of 0.1% by weight in homogenous materials for lead, hexavalent chromium, mercury, PBB, PBDE, DBP, BBP, DEHP, DIBP, and 0.01% for cadmium, or qualify for an exemption to these limits as defined in the Annexes of Directive 2011/65/EU (RoHS2). Finished electrical and electronic equipment products will be CE marked as required by Directive 2011/65/EU. Components may not be CE marked. Additionally, the part numbers that TE has identified as EU ELV compliant have a maximum concentration of 0.1% by weight in homogenous materials for lead, hexavalent chromium, and mercury, and 0.01% for cadmium, or qualify for an exemption to these limits as defined in the Annexes of Directive 2000/53/EC (ELV). Regarding the REACH Regulation, the information TE provides on SVHC in articles for this part number is based on the latest European Chemicals Agency (ECHA) 'Guidance on requirements for substances in articles' posted at this URL: <https://echa.europa.eu/guidance-documents/guidance-on-reach>

Compatible Parts

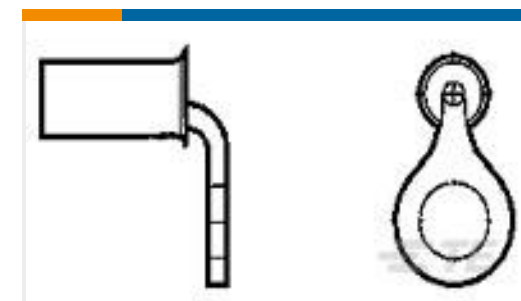
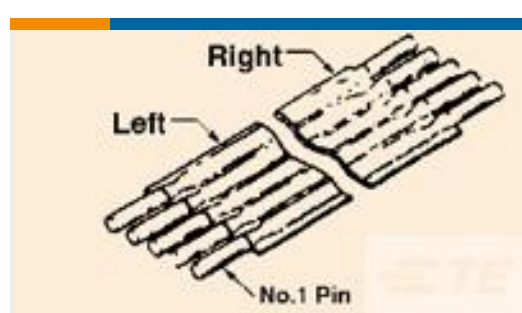


Also in the Series | [MULTI-BEAM XLE](#)



Rectangular Power Connectors(109)

Customers Also Bought

TE Part #1-1469492-1
MULTIGIG RT 9MM GUIDE/ESD 0 DEGTE Part #1410140-1
MULTIGIG RT T2 .8" BP FULL CNTTE Part #1-1469491-2
MULTIGIG RT GUIDE PIN, 9MM 2.60TE Part #1393194-7
T77S1D10-05TE Part #9-2176305-0
RP 1E 0.1W 909R 0.1% 25PPM 5K RLTE Part #1410968-3
MULTIGIG RT2 7RW RTM DC DF CTTE Part #1410187-4
MULTIGIG RT T2 7RW DC DF CTTE Part #55654-1
TERMINAL R 90 DEG PG 8 10TE Part #4-1437221-3
FSK-22A

Documents

Product Drawings

[MBXLE R/A HED 2ACP+1LP+32S+3HDP+1LP+1P](#)

English

CAD Files

[3D PDF](#)

[3D](#)

[Customer View Model](#)

[ENG_CVM_CVM_6450849-7_3.2d_dxf.zip](#)



English

Customer View Model

[ENG_CVM_CVM_6450849-7_3.3d_igs.zip](#)

English

Customer View Model

[ENG_CVM_CVM_6450849-7_3.3d_stp.zip](#)

English

By downloading the CAD file I accept and agree to the [Terms and Conditions](#) of use.

Datasheets & Catalog Pages

[2_PIECE_POWER_CONNECTORS_qrg_4-1773458-1](#)

English

Product Specifications

[Application Specification](#)

English

Product Environmental Compliance

[Product Compliance](#)

English

[Product Compliance](#)

English