

62474-1 ✓ ACTIVE

FASTON | FASTON 110

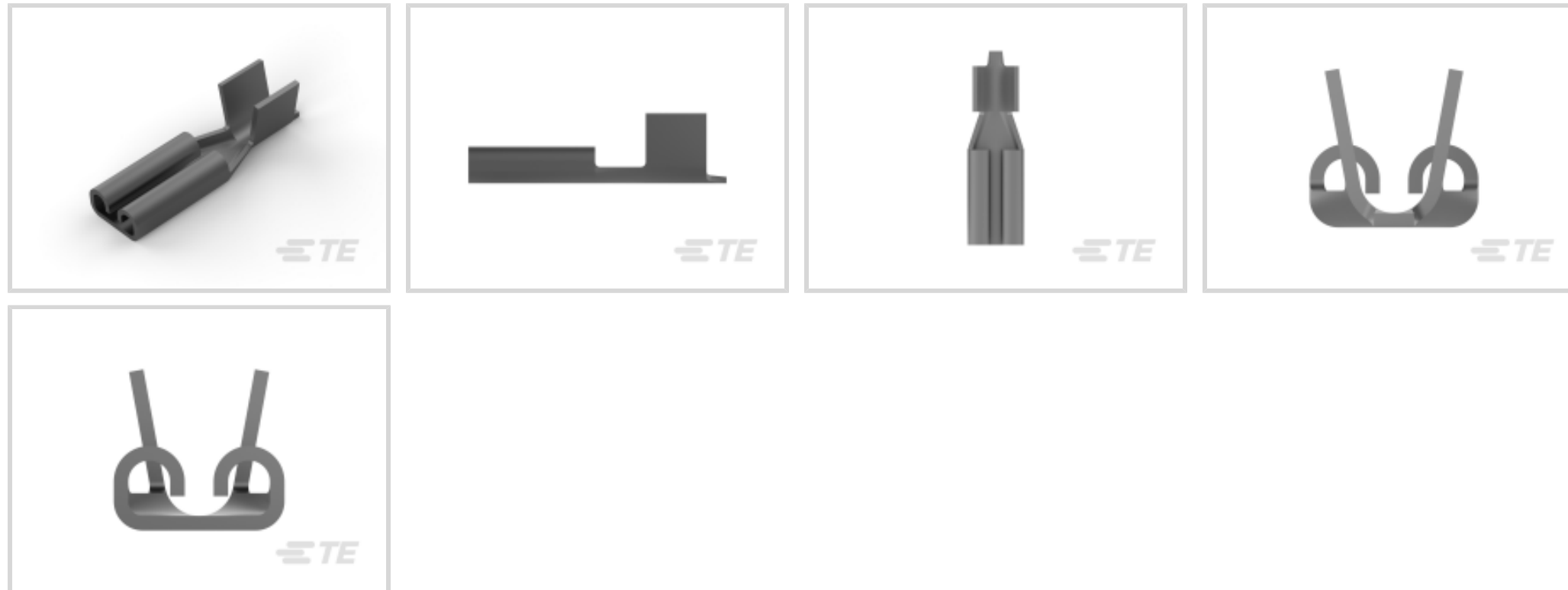
TE Internal #: 62474-1

Quick Disconnects, Receptacle, 18 – 14 AWG Wire Size, .82 – 2.08 mm² Wire Size, Mating Tab Width .11 in [2.8 mm], Straight, Brass, FASTON 110

[View on TE.com >](#)



Terminals & Splices > Quick Disconnects



Quick Disconnect Terminal Type: **Receptacle**

Wire Size: **.82 – 2.08 mm²**

Mating Tab Width: **2.8 mm [.11 in]**

Mating Tab Thickness: **.51 mm [.02 in]**

Features

Product Type Features

Terminates To	Wire & Cable
Wire Stop	No
Wire/Cable Type	Regular Wire
Sealable	No

Configuration Features

Connection Capacity	Single
---------------------	--------

Contact Features

Quick Disconnect Terminal Type	Receptacle
Mating Tab Width	2.8 mm[.11 in]
Mating Tab Thickness	.51 mm[.02 in]
Terminal Orientation	Straight
Contact Base Material	Brass
Terminal Plating Material	Tin
Crimp Type	F-Crimp
Barrel Type	Open



Mechanical Attachment

Mating Retention Type	Dimple
Wire Insulation Support	Without

Dimensions

Overall Length	12.07 mm[.475 in]
Receptacle Terminal Stock Thickness	.3 mm[.012 in]
Wire Size	.82 – 2.08 mm ²

Usage Conditions

Insulation Option	Uninsulated
Operating Temperature Range	-40 – 110 °C[-40 – 230 °F]

Industry Standards

UL Rating	Recognized
CSA Certified	Yes

Packaging Features

Packaging Quantity	10000
Packaging Method	Strip/Reel

Other

Comment	Dimple at special location, Side Feed
---------	---------------------------------------

Product Compliance

[For compliance documentation, visit the product page on TE.com>](#)

EU RoHS Directive 2011/65/EU	Compliant
EU ELV Directive 2000/53/EC	Compliant
China RoHS 2 Directive MIIT Order No 32, 2016	No Restricted Materials Above Threshold
EU REACH Regulation (EC) No. 1907/2006	Current ECHA Candidate List: JUNE 2022 (224) Candidate List Declared Against: JAN 2022 (223) SVHC > Threshold: Not Yet Reviewed
Halogen Content	Low Halogen - Br, Cl, F, I < 900 ppm per homogenous material. Also BFR/CFR/PVC Free
Solder Process Capability	Not applicable for solder process capability

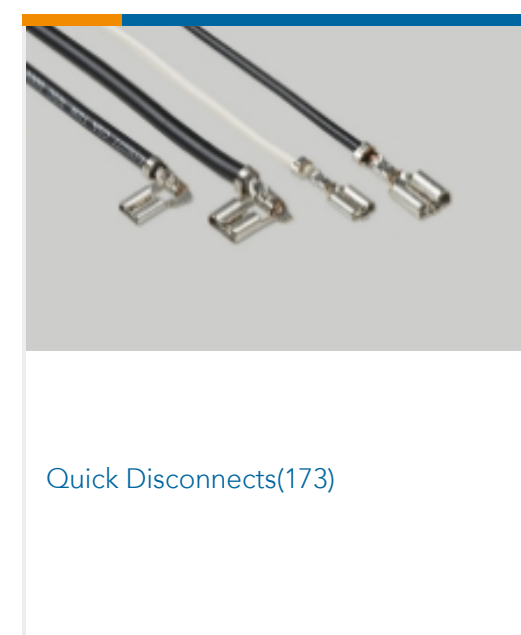
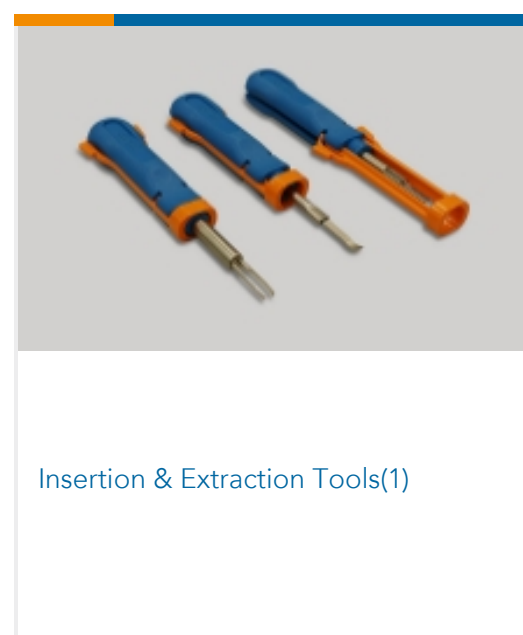
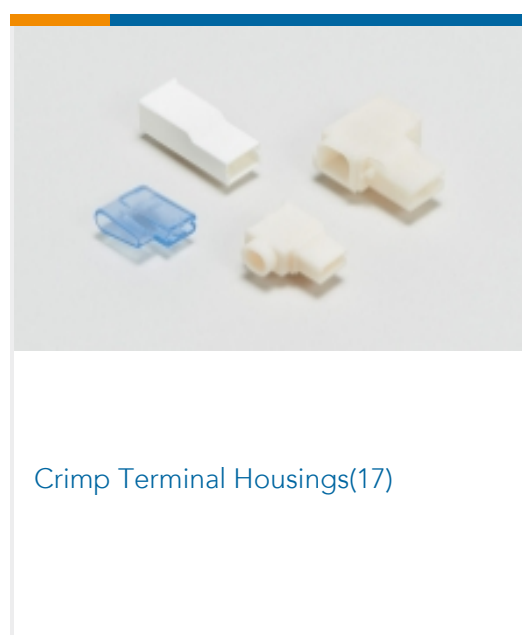
Product Compliance Disclaimer

This information is provided based on reasonable inquiry of our suppliers and represents our current actual knowledge based on the information they provided. This information is subject to change. The part numbers that TE has identified as EU RoHS compliant have a maximum concentration of 0.1% by weight in homogenous materials for lead, hexavalent chromium, mercury, PBB, PBDE, DBP, BBP, DEHP, DIBP, and 0.01% for cadmium, or qualify for an exemption to these limits as defined in the Annexes of Directive 2011/65/EU (RoHS2). Finished electrical and electronic equipment products will be CE marked as required by Directive 2011/65/EU. Components may not be CE marked. Additionally, the part numbers that TE has identified as EU ELV compliant have a maximum concentration of 0.1% by weight in homogenous materials for lead, hexavalent chromium, and mercury, and 0.01% for cadmium, or qualify for an exemption to these limits as defined in the Annexes of Directive 2000/53/EC (ELV). Regarding the REACH Regulation, the information TE provides on SVHC in articles for this part number is based on the latest European Chemicals Agency (ECHA) 'Guidance on requirements for substances in articles' posted at this URL: <https://echa.europa.eu/guidance-documents/guidance-on-reach>

Compatible Parts



Also in the Series | FASTON 110



Customers Also Bought



TE Part #91515-1
CCII TYPE III+ MNL PIN SKT 30-20
ASSY



TE Part #7-1579008-6
UNLOCKING TOOL



TE Part #42865-3
SHUR PLUG 180 REVERSE REEL 14-
10AWG TPBR



TE Part #42868-2
SHUR PLUG 180 RECEPTACLE 14-10
AWG TPBR



TE Part #1217070-1
SHUR PLUG 180 RECEPTACLE 12-8
AWG TPBR



TE Part #61802-1
SHUR PLUG .156 18-14 AWG PTPBR



TE Part #776532-1
AS 16, 8P PLUG ASSY, RD, KEY 1



TE Part #66428-3
III+ SKT,30-26,15AU/FL,LP



TE Part #NB20034001
VERSAFIT-1/4-0-SP

Documents

Product Drawings

[110 FASTON REC 18-14 AWG TPBR](#)

English

CAD Files

[3D PDF](#)

3D

Customer View Model

[ENG_CVM_CVM_62474-1_L_c-62474-1-l.2d_dxf.zip](#)

English

Customer View Model

[ENG_CVM_CVM_62474-1_L_c-62474-1-l.3d_igs.zip](#)

English

Customer View Model

[ENG_CVM_CVM_62474-1_L_c-62474-1-l.3d_stp.zip](#)

English

By downloading the CAD file I accept and agree to the [Terms and Conditions](#) of use.

Datasheets & Catalog Pages



82004 FASTON Terminals (Insulated and Uninsulated) Catalog - FASTON Receptacles Section

English

Product Specifications

Application Specification

English

Application Specification

English

Wire Preparation And Crimp Inspection Guide

English