

63524-1 ✓ ACTIVE

FASTON | FASTON 187

TE Internal #: 63524-1

Quick Disconnects, Receptacle, 18 – 14 AWG Wire Size, .82 – 2.08 mm<sup>2</sup> Wire Size, Mating Tab Width .187 in [4.75 mm], Straight, FASTON 187

[View on TE.com >](#)



Terminals & Splices > Quick Disconnects



Quick Disconnect Terminal Type: **Receptacle**

Wire Size: .82 – 2.08 mm<sup>2</sup>

Mating Tab Width: 4.75 mm [.187 in ]

Mating Tab Thickness: .81 mm [.032 in ]

## Features

### Product Type Features

Terminates To	Wire & Cable
Wire/Cable Type	Regular Wire
Wire Stop	No
Insertion Force	Normal
Sealable	No

### Configuration Features

Connection Capacity	Single
---------------------	--------

### Contact Features

Quick Disconnect Terminal Type	Receptacle
Mating Tab Width	4.75 mm [.187 in]
Mating Tab Thickness	.81 mm [.032 in]
Terminal Orientation	Straight
Contact Base Material	Phosphor Bronze
Terminal Plating Material	Tin
Crimp Type	F-Crimp



Barrel Type	Open
-------------	------

### Mechanical Attachment

Mating Retention Type	Dimple
-----------------------	--------

Wire Insulation Support	With
-------------------------	------

### Dimensions

Accepts Wire Insulation Diameter Range	4.09 – 4.98 mm [.161 – .196 in]
--	---------------------------------

Receptacle Terminal Stock Thickness	.36 mm [.014 in]
-------------------------------------	------------------

Overall Length	14.73 mm [.58 in]
----------------	-------------------

Wire Size	.82 – 2.08 mm <sup>2</sup>
-----------	----------------------------

### Usage Conditions

Insulation Option	Uninsulated
-------------------	-------------

Operating Temperature Range	-40 – 110 °C [-40 – 230 °F]
-----------------------------	-----------------------------

### Industry Standards

CSA Certified	Yes
---------------	-----

UL Rating	Listed
-----------	--------

### Packaging Features

Packaging Quantity	20000
--------------------	-------

Packaging Method	Strip/Reel
------------------	------------

### Other

Comment	Special Lock-On Receptacle
---------	----------------------------

### Product Compliance

[For compliance documentation, visit the product page on TE.com>](#)

EU RoHS Directive 2011/65/EU	Compliant
------------------------------	-----------

EU ELV Directive 2000/53/EC	Compliant
-----------------------------	-----------

China RoHS 2 Directive MIIT Order No 32, 2016	No Restricted Materials Above Threshold
---	---

EU REACH Regulation (EC) No. 1907/2006	Current ECHA Candidate List: JUNE 2022 (224) Candidate List Declared Against: JAN 2022 (223) SVHC > Threshold: Not Yet Reviewed
--	--

Halogen Content	Low Halogen - Br, Cl, F, I < 900 ppm per homogenous material. Also BFR/CFR/PVC
-----------------	--

Free

Solder Process Capability

Not applicable for solder process capability

Product Compliance Disclaimer

This information is provided based on reasonable inquiry of our suppliers and represents our current actual knowledge based on the information they provided. This information is subject to change. The part numbers that TE has identified as EU RoHS compliant have a maximum concentration of 0.1% by weight in homogenous materials for lead, hexavalent chromium, mercury, PBB, PBDE, DBP, BBP, DEHP, DIBP, and 0.01% for cadmium, or qualify for an exemption to these limits as defined in the Annexes of Directive 2011/65/EU (RoHS2). Finished electrical and electronic equipment products will be CE marked as required by Directive 2011/65/EU. Components may not be CE marked. Additionally, the part numbers that TE has identified as EU ELV compliant have a maximum concentration of 0.1% by weight in homogenous materials for lead, hexavalent chromium, and mercury, and 0.01% for cadmium, or qualify for an exemption to these limits as defined in the Annexes of Directive 2000/53/EC (ELV). Regarding the REACH Regulation, the information TE provides on SVHC in articles for this part number is based on the latest European Chemicals Agency (ECHA) 'Guidance on requirements for substances in articles' posted at this URL: <https://echa.europa.eu/guidance-documents/guidance-on-reach>

## Compatible Parts



TE Part # 63596-2  
187 FASTON REC 18-14 AWG TPBR



TE Part # 63596-1  
187 FASTON REC 18-14 AWG BR



TE Part # 63697-1  
187 FASTON REC 18-14 AWG TPBR



TE Part # 62016-2  
187 FASTON REC 18-14 AWG TPBR



TE Part # 170213-3  
250 FASTON,REC.,18-14 AWG,TPPB



TE Part # 1217151-1  
187 FASTON,PIGGYBACK REC.,18-14 AWG,TPBR



TE Part # 63606-3  
187 FASTON REC 18-14 AWG TPBZ



TE Part # 63606-2  
187 FASTON REC 18-14 AWG TPBZ



TE Part # 63832-2  
187 FASTON REC 18-14 AWG TPBR



TE Part # 2-4150096-1  
OCEAN-2.0-APPLICATOR-E-090F180F



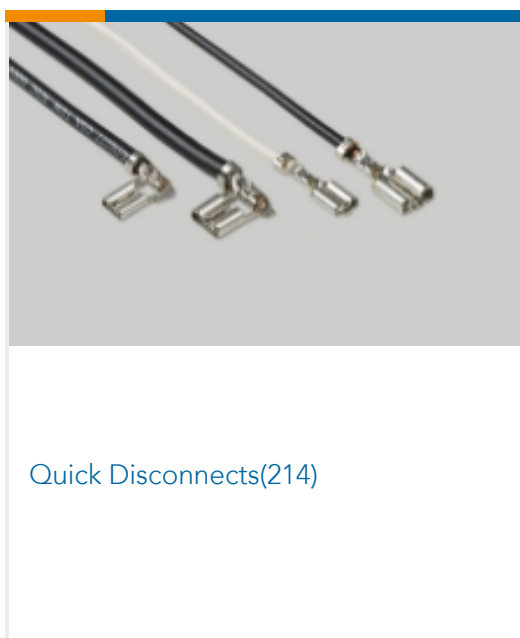

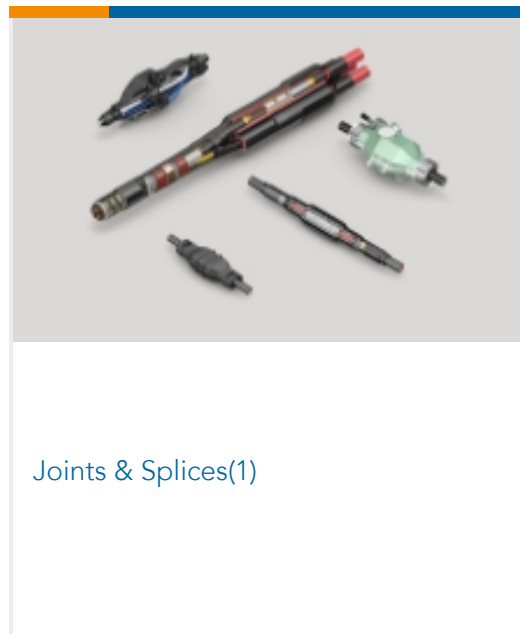
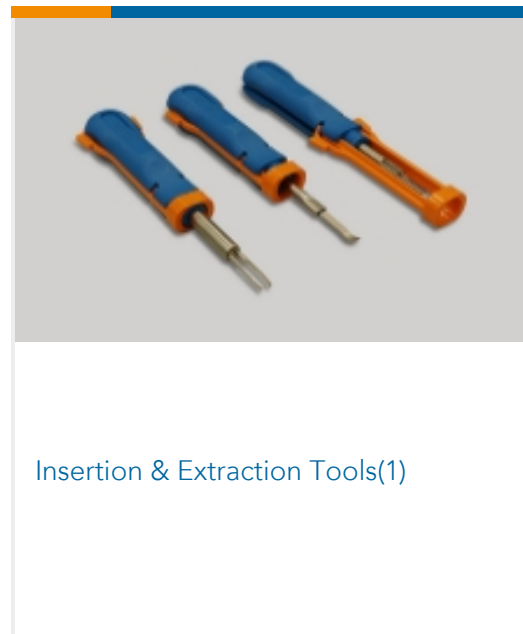
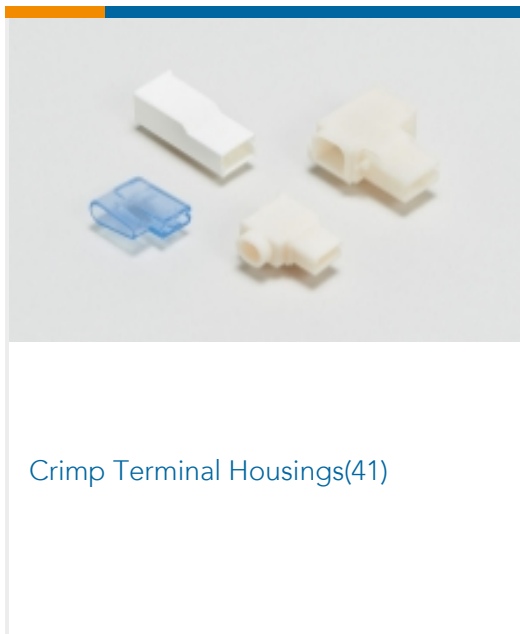
TE Part # 2-4150096-2  
OCEAN-2.0-APPLICATOR-E-090F180F



TE Part # 4150096-1  
OCEAN-2.0-APPLICATOR-E-090F180F



## Also in the Series | FASTON 187



## Customers Also Bought






TE Part #105035-000  
DWP-125-1/4-0-1.5IN



TE Part #1717269-1  
PL EX 187 INSULATED FLAG REC PVC  
V-0



TE Part #085193P002  
ES1000-NO.4-B7-X-75MM  
V-0

## Documents

### Product Drawings

#### 187 FASTON TAB 18-14 AWG TPBZ

English

### CAD Files

#### 3D PDF

3D

#### Customer View Model

[ENG\\_CVM\\_CVM\\_63524-1\\_L.2d\\_dxf.zip](#)

English

#### Customer View Model

[ENG\\_CVM\\_CVM\\_63524-1\\_L.3d\\_igs.zip](#)

English

#### Customer View Model

[ENG\\_CVM\\_CVM\\_63524-1\\_L.3d\\_stp.zip](#)

English

By downloading the CAD file I accept and agree to the [Terms and Conditions](#) of use.

### Product Specifications

#### Application Specification

English

#### FASTIN-FASTON 110, 187, 205 And 312 Series Receptacle Contacts

English

### Product Environmental Compliance

#### TE Material Declaration

English