

PRODUCT NO.	PACKAGING STYLE	PACKAGING SPEC.	PRODUCT SPEC.
62183-001	TRAY	GES-14-558	110-374
62183-001T	TAPE & REEL		

REVISIONS				
REV	DESCRIPTION	ECN	BY	DATE
A	RELEASED	J80006	M.K	1/8/98
B	REVISED	J80295	N.T	7/10/98
C	REVISED	J90027	N.T	1/25/99
D	REVISED	J90249	N.T	8/12/99

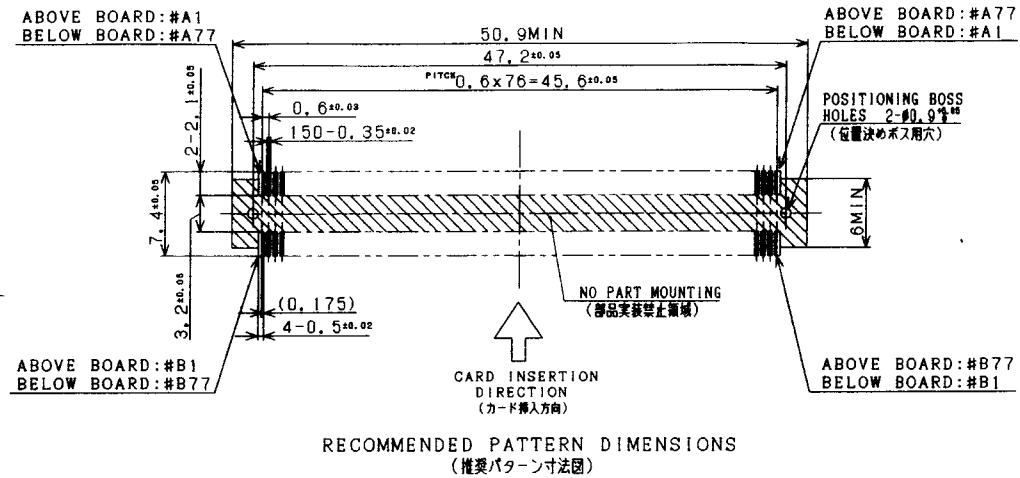
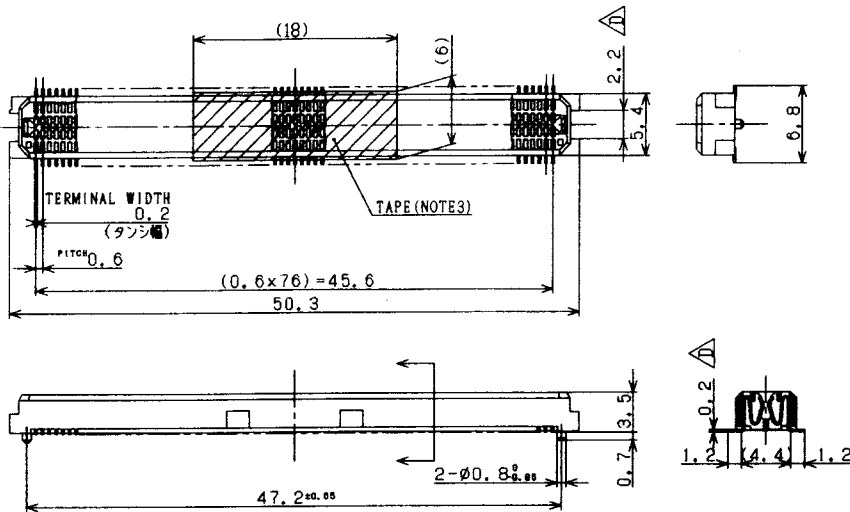
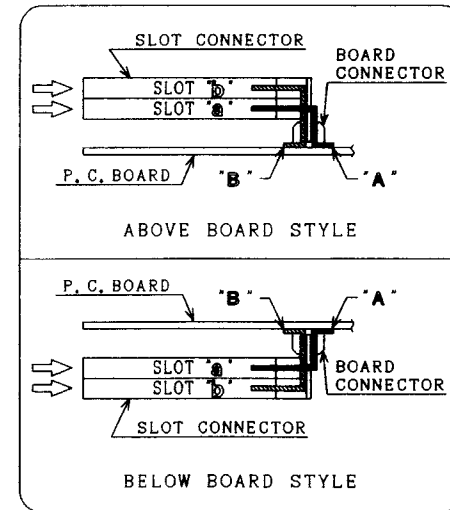
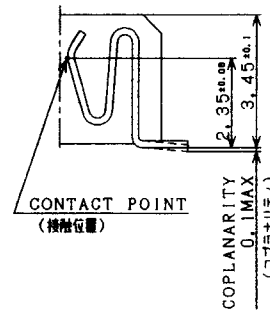


TABLE PIN ASSIGNMENTS

PC CARD CONNECTOR	P. C. BOARD	PC CARD CONNECTOR	P. C. BOARD	PC CARD CONNECTOR	P. C. BOARD	PC CARD CONNECTOR	P. C. BOARD
a1	A1	a10	A21	a19	A41	a61	A61
a35	A2	---	A22 (GND)	---	A42 (GND)	a28	A62
a2	A3	a44	A23	a53	A43	a62	A63
a36	A4	a11	A24	a20	A44	a29	A64
a3	A5	a45	A25	a54	A45	---	A65 (GND)
a37	A6	a12	A26	a21	A46	a63	A66
a4	A7	a46	A27	a55	A47	a30	A67
a38	A8	---	A28 (GND)	a22	A48	a64	A68
---	A9 (GND)	a13	A29	---	A49 (GND)	a31	A69
a5	A10	a47	A30	a56	A50	a65	A70
a39	A11	a14	A31	a23	A51	a32	A71
a6	A12	a48	A32	a57	A52	a66	A72
a40	A13	a15	A33	a24	A53	---	A73 (GND)
a7	A14	a49	A34	a58	A54	a33	A74
a41	A15	a16	A35	a25	A55	a67	A75
---	A16 (GND)	a50	A36	a59	A56	a34	A76
a8	A17	a17	A37	---	A57 (GND)	a68	A77
a42	A18	a51	A38	a26	A58	SLOT "b" IS THE SAME AS THIS TABLE	
a9	A19	a18	A39	a60	A59		
a43	A20	a52	A40	a27	A60		



SKETCH OF WIRING STRUCTURE
配線構成略図

3. TAPE ON THE TOP FOR AUTO-MOUNT MACHINE HANDLING.
(自動実装機専用テープ付.)

2. RECOMMENDED P. C. BOARD LAYOUT DIMENSIONS ARE SHOWN IN "EJ-AC" SLOT CONNECTOR DRAWING.
(推奨レイアウト寸法はEJ-ACスロットコネクタ製品図に示す.)

NOTE (注記) 1. THIS PRODUCT USED WITH "EJ-AC" SLOT CONNECTOR.
(本品は、EJ-ACスロットコネクタと組み合わせて使用する.)

SHEET INDEX	ISSUE	D													
	SH. NO.	1													
TOLERANCES UNLESS OTHERWISE SPECIFIED			MAT	DR	DATE	CUSTOMER COPY		TITLE		SCALE		SIZE	DWG. NO.	REV	SHEET
LINEAR			FINISH	ENCN	8/12/98	COPY		BOARD CONNECTOR (RE-AH SERIES)		C			62183	D	1 of 1
ANGLES				CHK	8/2/99	THIRD ANGLE PROJ.									
				APPD	8/12/99	UNIT									

