

650859-5 ✓ ACTIVE

EUROCARD | Eurocard Type B


TE Internal #: 650859-5

Eurocard Connectors, Receptacle, Board-to-Board, 64 Position, .1 in [2.54 mm] Centerline, Printed Circuit Board, 2 Row, Vertical, Eurocard Type B

[View on TE.com >](#)



Connectors > PCB Connectors > Backplane Connectors > Eurocard Connectors



Connector & Housing Type: **Receptacle**

Connector System: **Board-to-Board**

Termination Post & Tail Length: **2.49 mm [.098 in]**

Number of Positions: **64**

Centerline (Pitch): **2.54 mm [.1 in]**

Features

Product Type Features

Connector & Housing Type	Receptacle
Connector System	Board-to-Board
Sealable	No
Connector & Contact Terminates To	Printed Circuit Board
DIN Size	Standard
DIN Level	II

Configuration Features

Number of Positions	64
Number of Rows	2
PCB Mount Orientation	Vertical
Number of Columns	32
Number of Power or Coaxial Positions	64
Number of Signal Positions	64
Rows Loaded	A

Electrical Characteristics

Operating Voltage	250 VAC
-------------------	---------

Contact Features

Contact Layout	Inline
----------------	--------



Contact Cross Section	.64 x .64 mm [.025 x .025 in]
PCB Contact Termination Area Plating Material Thickness	2.54 – 5.08 μm [100 – 200 μin]
Contact Type	Socket
Contact Underplating Material Thickness	1.27 μm [50 μin]
Contact Mating Area Plating Material Thickness	.76 μm [29.92 μin]
Contact Mating Area Plating Material	Gold
Contact Underplating Material	Nickel
PCB Contact Termination Area Plating Material	Tin-Lead
Contact Base Material	Phosphor Bronze
Contact Current Rating (Max)	1.5 A

Termination Features

Termination Method to Printed Circuit Board	Through Hole - Solder
Termination Post & Tail Length	2.49 mm [.098 in]

Mechanical Attachment

Mating Alignment Type	Polarization
Mating Retention	Without
Mating Alignment	With
PCB Mount Alignment	Without
PCB Mount Retention	Without
Connector Mounting Type	Board Mount

Housing Features

Housing Material	Polyester - GF
Centerline (Pitch)	2.54 mm [.1 in]

Dimensions

Connector Length	93.98 mm [3.7 in]
Connector Height	11.51 mm [.453 in]
Connector Width	8.05 mm [.317 in]
PCB Thickness (Recommended)	1.57 mm [.062 in]
Row-to-Row Spacing	2.54 mm [.1 in]

Usage Conditions

Operating Temperature Range	-55 – 105 $^{\circ}\text{C}$ [-67 – 221 $^{\circ}\text{F}$]
-----------------------------	--

Operation/Application



Shielded	No
----------	----

Circuit Application	Power & Signal
---------------------	----------------

Industry Standards

UL Rating	Recognized
-----------	------------

CSA Certified	Yes
---------------	-----

UL File Number	E28476
----------------	--------

CSA File Number	LR 7189
-----------------	---------

UL Flammability Rating	UL 94V-0
------------------------	----------

Packaging Features

Packaging Method	Box, Box & Tray
------------------	-----------------

Product Compliance

[For compliance documentation, visit the product page on TE.com>](#)

EU RoHS Directive 2011/65/EU	Not Compliant
------------------------------	---------------

EU ELV Directive 2000/53/EC	Not Compliant
-----------------------------	---------------

China RoHS 2 Directive MIIT Order No 32, 2016	Restricted Materials Above Threshold
---	--------------------------------------

EU REACH Regulation (EC) No. 1907/2006	<p>Current ECHA Candidate List: JUNE 2022 (224)</p> <p>Candidate List Declared Against: JAN 2022 (223)</p> <p>SVHC > Threshold:</p> <p>Pb (13% in Component Part)</p> <p>Article Safe Usage Statements: Do not eat, drink or smoke when using this product. Wash thoroughly after handling. Recycle if possible and dispose of the article by following all applicable governmental regulations relevant to your geographic location.</p>
--	---

Halogen Content	Not Low Halogen - contains Br or Cl > 900 ppm.
-----------------	--

Solder Process Capability	Wave solder capable to 240°C
---------------------------	------------------------------

Product Compliance Disclaimer

This information is provided based on reasonable inquiry of our suppliers and represents our current actual knowledge based on the information they provided. This information is subject to change. The part numbers that TE has identified as EU RoHS compliant have a maximum concentration of 0.1% by weight in homogenous materials for lead, hexavalent chromium, mercury, PBB, PBDE, DBP, BBP, DEHP, DIBP, and 0.01% for cadmium, or qualify for an exemption to these limits as defined in the Annexes of Directive 2011/65/EU (RoHS2). Finished electrical and electronic equipment products will be CE marked as required by Directive 2011/65/EU. Components may not be CE marked. Additionally, the part numbers that TE has identified as EU ELV compliant have a maximum concentration of 0.1% by weight in homogenous materials for lead, hexavalent chromium, and mercury, and 0.01% for cadmium, or qualify for an exemption to these limits as defined in the Annexes of Directive 2000/53/EC (ELV). Regarding the REACH Regulation, the information TE provides on SVHC in articles for this part number is based on the latest European Chemicals Agency (ECHA) 'Guidance on requirements for substances in articles' posted at this URL: <https://echa.europa.eu/guidance-documents/guidance-on-reach>



Compatible Parts




TE Part # 536052-5
064 EURO TYPE B PIN ASSY

Also in the Series | Eurocard Type B



Eurocard Connectors(42)



Standard Edge Connectors(2)

Customers Also Bought



TE Part #5536386-5
ASSY,PIN,EUROCARD,TYPE B/2,LEA



TE Part #8-1393766-8
R10-E1Z6-V90=R10



TE Part #02351008-000
GA-HD GCD-SE-500 ASSY



TE Part #YDTS20F19-32PNV001
RECP ASSY



TE Part #ZPF000000000019303
FDBA 56-14-19 SN-K




TE Part #536385-5
064 EURO TYPE B PIN BDLK ASSY



TE Part #ZPF000000000018226
FDBA 50-16-21 SN-K



TE Part #ZPF0000000000105462
FDBA 56-16-21 SN-K



Documents

Product Drawings

[064 EURO TYPE B RECEPT ST ASSY](#)

English

CAD Files

Customer View Model

[ENG_CVM_CVM_650859-5_M.2d_dxf.zip](#)

English

[3D PDF](#)

3D

Customer View Model

[ENG_CVM_CVM_650859-5_M.3d_igs.zip](#)

English

Customer View Model

[ENG_CVM_CVM_650859-5_M.3d_stp.zip](#)

English

By downloading the CAD file I accept and agree to the [Terms and Conditions](#) of use.

Product Specifications

[Application Specification](#)

English

Product Environmental Compliance

[Product Compliance](#)

English

[Product Compliance](#)

English