

66101-3 ✓ ACTIVE

AMP | AMP Type III+


TE Internal #: 66101-3

Power Contacts, Contact, Precious Metal, 18 – 16 AWG Wire Size, .8 – 1.4 mm² Wire Size, Wire & Cable, Crimp, Power & Signal, Socket, AMP Type III+

[View on TE.com >](#)



Connectors > Power Connectors > Power Contacts > TYPE III CONTACTS LP



Power Contact Type: **Contact**

Contact Mating Area Plating Material: **Precious Metal**

Wire Size: **.8 – 1.4 mm²**

Connector & Contact Terminates To: **Wire & Cable**

[All TYPE III CONTACTS LP \(53\)](#)

Features

Product Type Features

Power Contact Type	Contact
Connector & Contact Terminates To	Wire & Cable

Electrical Characteristics

Test Current	13 A
--------------	------

Contact Features

Contact Mating Area Plating Material	Precious Metal
Contact Current Rating (Max)	13 A
Contact Type	Socket
Contact Retention Within Housing	With
Mating Pin Diameter	1.57 mm[.062 in]
Contact Base Material	Brass
Contact Mating Area Plating Material Thickness	.38 μm[.15 μin]
Contact Mating Area Plating Material Finish	Bright

Wire Contact Termination Area Plating Thickness	1.27 µm[50 µin]
Wire Contact Termination Area Plating Material	Tin
Wire Contact Termination Area Plating Material Finish	Matte
Contact Orientation	Straight
Contact Underplating Material	Nickel
Contact Underplating Material Thickness	.76 µm[30 µin]
Contact Size	16

Termination Features

Termination Method to Wire & Cable	Crimp
------------------------------------	-------

Mechanical Attachment

Wire Insulation Support	With
-------------------------	------

Dimensions

Wire Size	.8 – 1.4 mm ²
Accepts Wire Insulation Diameter Range	2.03 – 2.54 mm[.08 – .1 in]

Usage Conditions

Operating Temperature Range	-55 – 150 °C[-67 – 302 °F]
-----------------------------	----------------------------

Operation/Application

Circuit Application	Power & Signal
---------------------	----------------

Identification Marking

Color Code	Blue
------------	------

Packaging Features

Packaging Method	Carton, Loose Piece
Packaging Quantity	1000

Other

Wire/Cable Type	Discrete Wire
For Use With	CPC Connectors, G Series Connectors, M Series Connectors

Product Compliance

For compliance documentation, visit the product page on [TE.com](https://www.te.com)>

EU RoHS Directive 2011/65/EU	Compliant
EU ELV Directive 2000/53/EC	Compliant



China RoHS 2 Directive MIIT Order No 32, 2016	No Restricted Materials Above Threshold
EU REACH Regulation (EC) No. 1907/2006	Current ECHA Candidate List: JUNE 2022 (224) Candidate List Declared Against: JUNE 2022 (224) Does not contain REACH SVHC
Halogen Content	Low Halogen - Br, Cl, F, I < 900 ppm per homogenous material. Also BFR/CFR/PVC Free
Solder Process Capability	Not applicable for solder process capability

Product Compliance Disclaimer

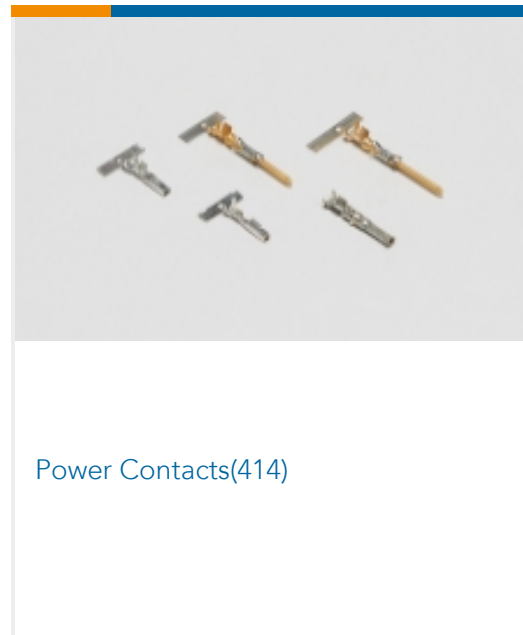
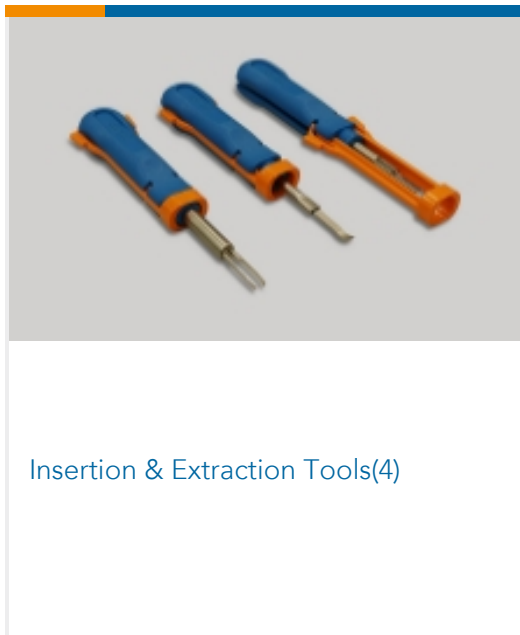
This information is provided based on reasonable inquiry of our suppliers and represents our current actual knowledge based on the information they provided. This information is subject to change. The part numbers that TE has identified as EU RoHS compliant have a maximum concentration of 0.1% by weight in homogenous materials for lead, hexavalent chromium, mercury, PBB, PBDE, DBP, BBP, DEHP, DIBP, and 0.01% for cadmium, or qualify for an exemption to these limits as defined in the Annexes of Directive 2011/65/EU (RoHS2). Finished electrical and electronic equipment products will be CE marked as required by Directive 2011/65/EU. Components may not be CE marked. Additionally, the part numbers that TE has identified as EU ELV compliant have a maximum concentration of 0.1% by weight in homogenous materials for lead, hexavalent chromium, and mercury, and 0.01% for cadmium, or qualify for an exemption to these limits as defined in the Annexes of Directive 2000/53/EC (ELV). Regarding the REACH Regulation, the information TE provides on SVHC in articles for this part number is based on the latest European Chemicals Agency (ECHA) 'Guidance on requirements for substances in articles' posted at this URL: <https://echa.europa.eu/guidance-documents/guidance-on-reach>

Compatible Parts


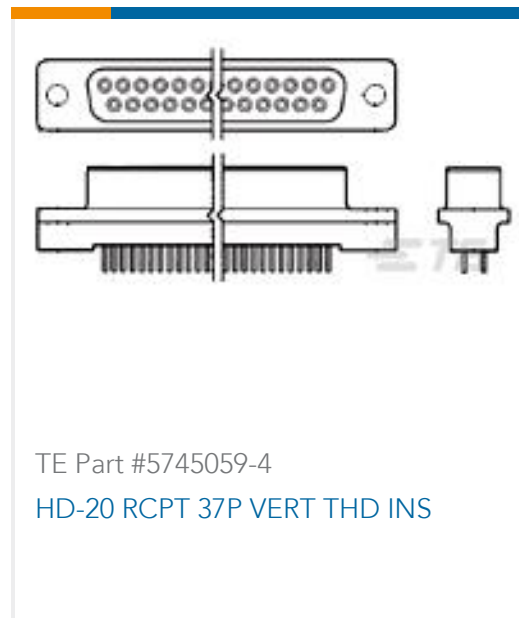
<p>TE Part # CAT-AM71-C83998C CMC SERIES 1</p>	<p>TE Part # CAT-AM71-C83998Y CPC SERIES 1 SEALED ONE-PIECE</p>	<p>TE Part # CAT-AM71-C83998J CPC SERIES 1</p>	<p>TE Part # CAT-AM71-C83998K CPC SERIES 6</p>
<p>TE Part # 58495-2 PROCRIMPER DIE ASSY MULTIMATE</p>	<p>TE Part # 91505-1 CCII TYPE III+ 24-16 ASSY</p>	<p>TE Part # 200893-2 INSERTION TOOL CONT</p>	<p>TE Part # 58495-1 PRO CRIMPER ASSY MULTIMATE</p>



Also in the Series | **AMP Type III+**



Customers Also Bought



Documents

Product Drawings
III+ SKT,18-16,15AU/FL,LP

English

CAD Files
Customer View Model
ENG_CVM_CVM_66101-3_Z.2d_dxf.zip



English

[3D PDF](#)

3D

Customer View Model

[ENG_CVM_CVM_66101-3_Z.3d_igs.zip](#)

English

Customer View Model

[ENG_CVM_CVM_66101-3_Z.3d_stp.zip](#)

English

By downloading the CAD file I accept and agree to the [Terms and Conditions](#) of use.

Datasheets & Catalog Pages

[AMP Circular Connectors for Commercial Signal & Power Applications](#)

English

[Signal Contacts](#)

English

[M_SERIES_PIN_AND_SOCKET_CONNECTORS](#)

English

Product Specifications

[Application Specification](#)

English

Product Environmental Compliance

[MD_66101-3_103120171036_dmtec](#)

English

[MD_66101-3_103120171036_dmtec](#)

English

Instruction Sheets

[Instruction Sheet \(U.S.\)](#)

Japanese

[Instruction Sheet \(U.S.\)](#)

English

Agency Approvals

[Agency Approval Document](#)

English