

641969-1 ✓ ACTIVE

MATE-N-LOK | Universal MATE-N-LOK


TE Internal #: 641969-1

Rectangular Power Connectors, Header, Receptacle, Wire-to-Board, 6 Position, .25 in [6.35 mm] Centerline, Printed Circuit Board, Universal MATE-N-LOK

[View on TE.com >](#)



Connectors > Power Connectors > Rectangular Power > Rectangular Power Connectors



Rectangular Power Connector Type: **Header**

Connector & Housing Type: **Receptacle**

Connector System: **Wire-to-Board**

Number of Positions: **6**

Centerline (Pitch): **6.35 mm [.25 in]**

Features

Product Type Features

Rectangular Power Connector Type	Header
Connector & Housing Type	Receptacle
Connector System	Wire-to-Board
Sealable	No
Connector & Contact Terminates To	Printed Circuit Board

Configuration Features

Number of Positions	6
PCB Mount Orientation	Vertical
Number of Power Positions	6
Number of Rows	2

Electrical Characteristics

Operating Voltage	600 VAC
-------------------	---------

Contact Features

Contact Layout	Matrix
----------------	--------



Multiple Contact Types	Without
Contact Current Rating (Max)	12 A
Contact Retention Within Housing	Without
Contact Type	Pin
PCB Contact Termination Area Plating Material	Pre-Tin
Contact Mating Area Plating Material	Pre-Tin
Contact Mating Area Plating Material Thickness	3.81 – 5.08 μ m [150 – 200 μ in]

Termination Features

Termination Post & Tail Length	3.7 mm [.146 in]
Termination Method to Printed Circuit Board	Through Hole - Solder

Mechanical Attachment

PCB Mount Alignment Type	Standard Polarized Tail
Strain Relief	Without
Mating Alignment Type	Polarization
Mating Alignment	With
PCB Mount Alignment	With
Panel Mount Feature	Without
PCB Mount Retention	Without
Connector Mounting Type	Board Mount
Mating Retention	With
Mating Retention Type	Positive Lock

Housing Features

Centerline (Pitch)	6.35 mm [.25 in]
Housing Color	Natural
Housing Material	Nylon

Dimensions

Row-to-Row Spacing	6.35 mm [.25 in]
PCB Thickness (Recommended)	3.12 mm [.124 in]

Usage Conditions

Operating Temperature Range	-40 – 105 °C [-40 – 221 °F]
-----------------------------	-----------------------------

Operation/Application

Assembly Integration Feature	Without
------------------------------	---------



Circuit Application

Power

Industry Standards

CSA Rating

Certified

UL Flammability Rating

UL 94V-2

Glow Wire Rating

Standard Part - Not Glow Wire

Agency/Standard Number

E28476

Agency/Standard

CSA, UL

UL Rating

Recognized

CSA File Number

LR7189

VDE Tested

Yes

Packaging Features

Packaging Method

Bag

Packaging Quantity

100

Other

For Use With

Mates with Plug Housing (Using Socket Contacts)

Product Compliance

[For compliance documentation, visit the product page on TE.com>](#)

EU RoHS Directive 2011/65/EU

Compliant

EU ELV Directive 2000/53/EC

Compliant

China RoHS 2 Directive MIIT Order No 32, 2016

No Restricted Materials Above Threshold

EU REACH Regulation (EC) No. 1907/2006

Current ECHA Candidate List: JUNE 2022 (224)
 Candidate List Declared Against: JAN 2022 (223)
 SVHC > Threshold:
 Not Yet Reviewed

Halogen Content

Low Halogen - Br, Cl, F, I < 900 ppm per homogenous material. Also BFR/CFR/PVC Free

Solder Process Capability

Wave solder capable to 265°C

Product Compliance Disclaimer

This information is provided based on reasonable inquiry of our suppliers and represents our current actual knowledge based on the information they provided. This information is subject to change. The part numbers that TE has identified as EU RoHS compliant have a maximum concentration of 0.1% by weight in homogenous materials for lead, hexavalent chromium, mercury, PBB, PBDE, DBP, BBP, DEHP, DIBP, and 0.01% for cadmium, or qualify for an exemption to these

limits as defined in the Annexes of Directive 2011/65/EU (RoHS2). Finished electrical and electronic equipment products will be CE marked as required by Directive 2011/65/EU. Components may not be CE marked. Additionally, the part numbers that TE has identified as EU ELV compliant have a maximum concentration of 0.1% by weight in homogenous materials for lead, hexavalent chromium, and mercury, and 0.01% for cadmium, or qualify for an exemption to these limits as defined in the Annexes of Directive 2000/53/EC (ELV). Regarding the REACH Regulation, the information TE provides on SVHC in articles for this part number is based on the latest European Chemicals Agency (ECHA) 'Guidance on requirements for substances in articles' posted at this URL: <https://echa.europa.eu/guidance-documents/guidance-on-reach>

Compatible Parts



TE Part # 1586860-1
06P UMNL CAP HSG, GW



TE Part # 926682-3
06P UNIV.M-N-L.HSG.



TE Part # 641968-3
04P UMNL PIN HDR ASSY POL 94VO



TE Part # 794536-1
06P UMNL CAP HSG 150C BLK




TE Part # 794096-1
06P UMNL PLUG



TE Part # 350812-1
STR/REL CLAMP UMNL



TE Part # 640715-1
06P UMNL STR/REL



TE Part # 1-640721-0
06P UMNL STR/REL & INSRT NATL



TE Part # 926682-1
UNIVERSAL M-N-L CAP 6 POS



TE Part # 643749-1
06P UMNL HDR ASSY W/O DRNS



TE Part # 1-480704-0
06P UMNL PLUG HSG NATL



TE Part # 1586887-1
06P UMNL CAP HSG, P/M, GW



TE Part # 8-794536-1
06P UMNL CAP HSG 150C BLK, SPE



TE Part # 926682-4
6P UN-MNL AUFN-GEH



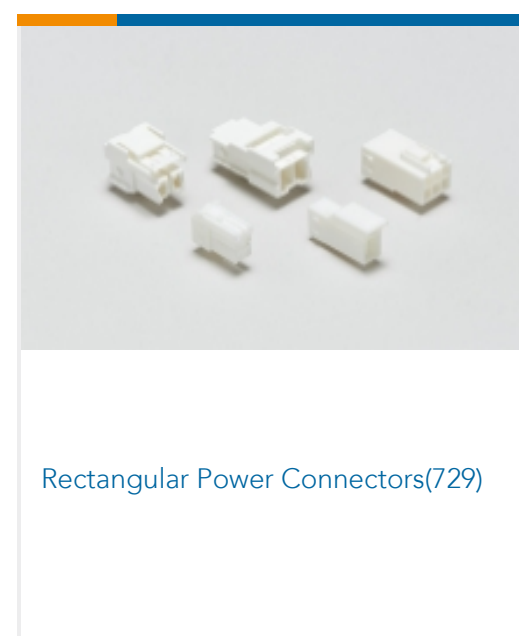




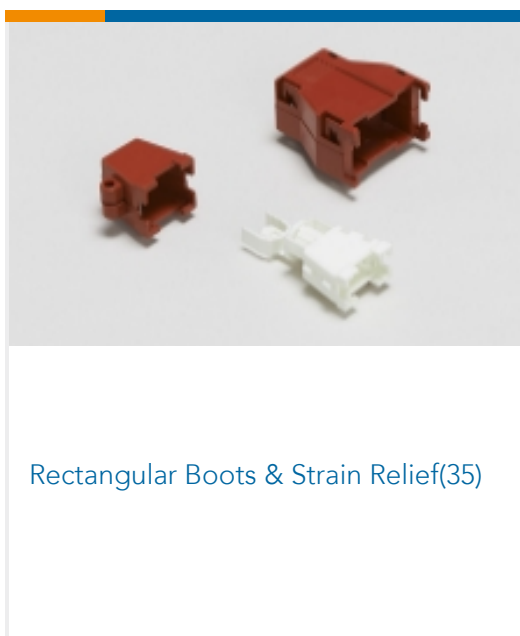
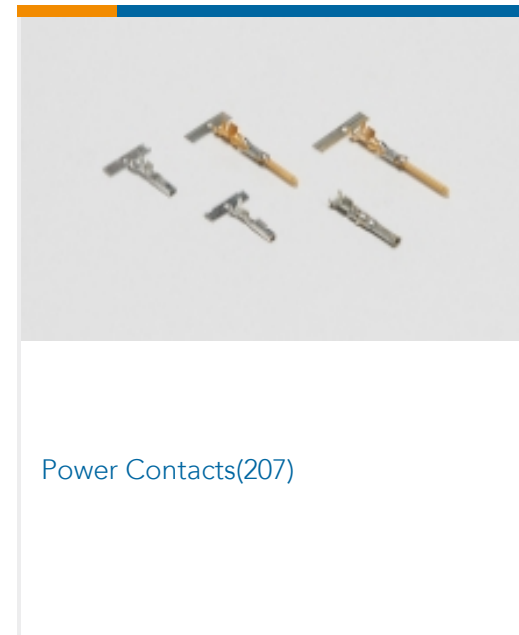
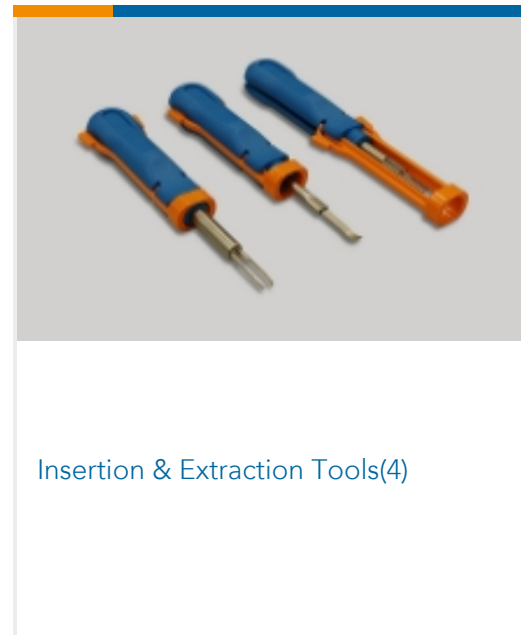
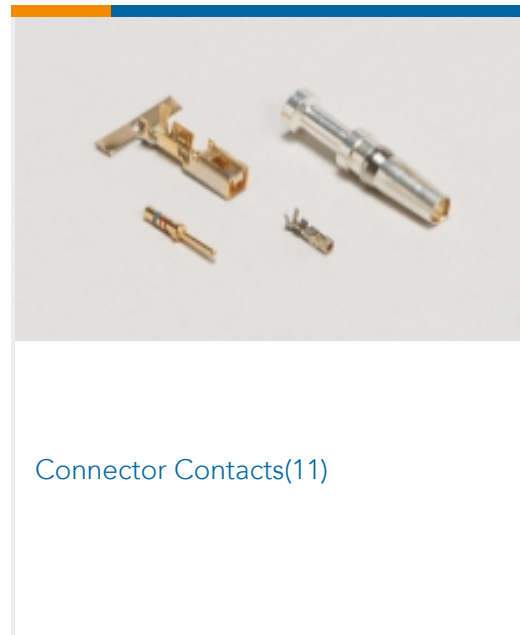

TE Part # 1586090-1
06P UMNL PINHDR NO DRAIN HOLE



TE Part # 1586090-3
06P UMNL PINHDR W/O DR HOLE LF



Also in the Series | Universal MATE-N-LOK



Customers Also Bought





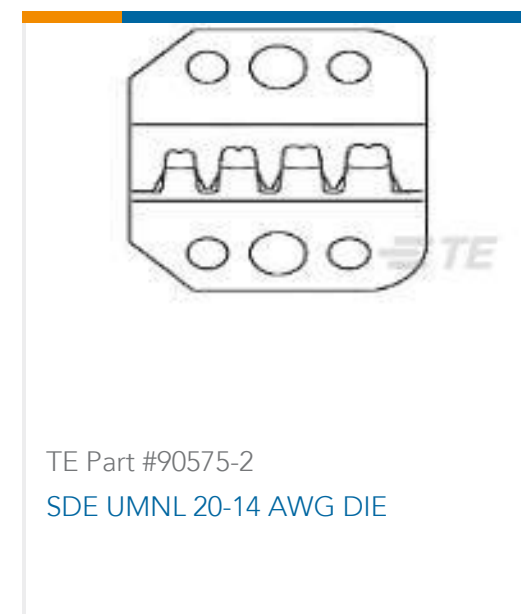
TE Part #DT15-08PA
HDR, 8P, GRY, ST, NI/CU, A



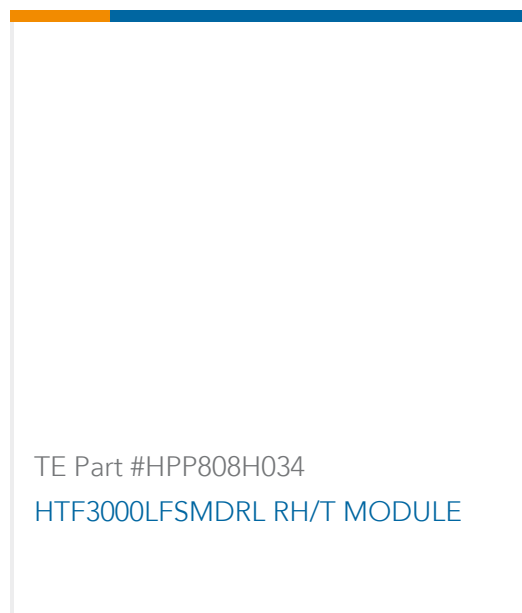
TE Part #641963-1
02P UMNL PIN HDR ASSY POL NATL



TE Part #2-1474654-9
FSN-21A-15



TE Part #90575-2
SDE UMNL 20-14 AWG DIE



TE Part #HPP808H034
HTF3000LFSMDRL RH/T MODULE

Documents

Product Drawings

[06P UMNL PIN HDR ASSY V2 NATL](#)

English

CAD Files

[3D PDF](#)

3D

Customer View Model

[ENG_CVM_CVM_641969-1_N.2d_dxf.zip](#)

English

Customer View Model

[ENG_CVM_CVM_641969-1_N.3d_igs.zip](#)

English

Customer View Model

[ENG_CVM_CVM_641969-1_N.3d_stp.zip](#)

English

Customer View Model

[ENG_CVM_641969-1_M.3d_igs.zip](#)

English

Customer View Model

[ENG_CVM_641969-1_M.3d_stp.zip](#)

English

Customer View Model

[ENG_CVM_641969-1_M.2d_dxf.zip](#)

English

[3D PDF](#)

English



By downloading the CAD file I accept and agree to the [Terms and Conditions](#) of use.

Datasheets & Catalog Pages

[SOFT_SHELL_PIN_SOCKET_CONNECTORS_STANDARD_DENSITY](#)

English

Product Specifications

[Application Specification](#)

English

Product Environmental Compliance

[MD_641969-1_11062017423_dmtec](#)

English

[MD_641969-1_11062017423_dmtec](#)

English

Agency Approvals

[CSA Certificate](#)

English