

640457-7 ✓ ACTIVE

MTA 100

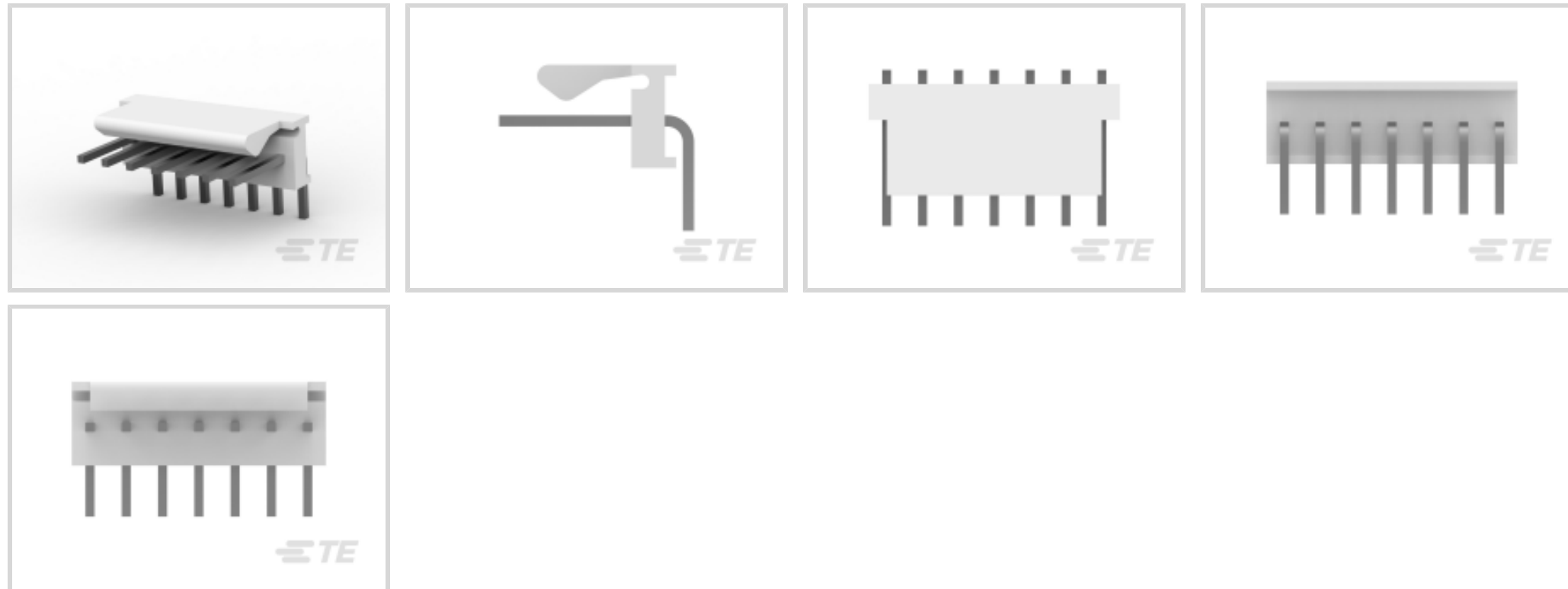
TE Internal #: 640457-7

PCB Mount Header, Right Angle, Wire-to-Board, 7 Position, .1 in [2.54 mm] Centerline, Partially Shrouded, Tin, Through Hole - Solder, Signal, MTA 100

[View on TE.com >](#)



Connectors > PCB Connectors > PCB Headers & Receptacles > Polyester Right Angle PCB Header: 2.54mm, Unshrouded, MTA 100



Connector System: **Wire-to-Board**

Number of Positions: 7

Number of Rows: 1

Centerline (Pitch): 2.54 mm [.1 in]

PCB Mount Orientation: **Right Angle**

[All Polyester Right Angle PCB Header: 2.54mm, Unshrouded, MTA 100 \(257\)](#)

Features

Product Type Features

Connector System	Wire-to-Board
Header Type	Partially Shrouded
Sealable	No
Connector & Contact Terminates To	Printed Circuit Board
PCB Connector Assembly Type	PCB Mount Header

Configuration Features

Number of Columns	7
Number of Positions	7
Number of Rows	1
PCB Mount Orientation	Right Angle

Electrical Characteristics

Operating Voltage	250 VAC
-------------------	---------



Body Features

Primary Product Color	Natural
-----------------------	---------

Contact Features

Contact Layout	Inline
Contact Mating Area Length	7.49 mm[.295 in]
Mating Square Post Dimension	.64 mm[.025 in]
PCB Contact Termination Area Plating Material Thickness	3.81 μ m[150 μ in]
Contact Underplating Material Thickness	1.27 μ m[50 μ in]
Contact Mating Area Plating Material Thickness	3.81 μ m[150 μ in]
PCB Contact Termination Area Plating Material Finish	Matte
Contact Shape & Form	Square
Contact Mating Area Plating Material Finish	Matte
Contact Underplating Material	Nickel
PCB Contact Termination Area Plating Material	Tin
Contact Base Material	Copper Alloy
Contact Mating Area Plating Material	Tin
Contact Type	Pin
Contact Current Rating (Max)	5 A

Termination Features

Square Termination Post & Tail Dimension	.64 mm[.025 in]
Termination Post & Tail Length	3.56 mm[.14 in]
Termination Method to Printed Circuit Board	Through Hole - Solder

Mechanical Attachment

Mating Alignment Type	Polarization
Mating Retention	With
Panel Mount Feature	Without
Mating Retention Type	Friction Lock
Connector Mounting Type	Board Mount
Mating Alignment	With
PCB Mount Alignment	Without
PCB Mount Retention	Without

Housing Features

--	--



Right Angle Bending Side	Front
Housing Material	Polyester - GF
Centerline (Pitch)	2.54 mm[.1 in]

Dimensions

Connector Length	17.78 mm[.7 in]
Connector Height	5.71 mm[.225 in]
Connector Width	10.79 mm[.425 in]
PCB Thickness (Recommended)	1.6 mm[.063 in]

Usage Conditions

Operating Temperature Range	-55 – 105 °C[-67 – 221 °F]
-----------------------------	----------------------------

Operation/Application

Circuit Application	Signal
---------------------	--------

Industry Standards

CSA Rating	Certified
Agency/Standard	CSA, UL
Approved Standards	CSA LR7189, UL E28476
UL Flammability Rating	UL 94V-0

Packaging Features

Packaging Quantity	1
Packaging Type	Package

Product Compliance

[For compliance documentation, visit the product page on TE.com>](#)

EU RoHS Directive 2011/65/EU	Compliant
EU ELV Directive 2000/53/EC	Compliant
China RoHS 2 Directive MIIT Order No 32, 2016	No Restricted Materials Above Threshold
EU REACH Regulation (EC) No. 1907/2006	Current ECHA Candidate List: JUNE 2022 (224) Candidate List Declared Against: JAN 2022 (223) SVHC > Threshold: Not Yet Reviewed
Halogen Content	Not Low Halogen - contains Br or Cl > 900 ppm.



Solder Process Capability

Wave solder capable to 265°C

Product Compliance Disclaimer

This information is provided based on reasonable inquiry of our suppliers and represents our current actual knowledge based on the information they provided. This information is subject to change. The part numbers that TE has identified as EU RoHS compliant have a maximum concentration of 0.1% by weight in homogenous materials for lead, hexavalent chromium, mercury, PBB, PBDE, DBP, BBP, DEHP, DIBP, and 0.01% for cadmium, or qualify for an exemption to these limits as defined in the Annexes of Directive 2011/65/EU (RoHS2). Finished electrical and electronic equipment products will be CE marked as required by Directive 2011/65/EU. Components may not be CE marked. Additionally, the part numbers that TE has identified as EU ELV compliant have a maximum concentration of 0.1% by weight in homogenous materials for lead, hexavalent chromium, and mercury, and 0.01% for cadmium, or qualify for an exemption to these limits as defined in the Annexes of Directive 2000/53/EC (ELV). Regarding the REACH Regulation, the information TE provides on SVHC in articles for this part number is based on the latest European Chemicals Agency (ECHA) 'Guidance on requirements for substances in articles' posted at this URL: <https://echa.europa.eu/guidance-documents/guidance-on-reach>

Compatible Parts



TE Part # CAT-104MTA-NTPNR
Nylon Tin Plated Receptacle: 2.54mm,
No Mating Alignment, MTA 100



TE Part # CAT-104MTA-NTPMR
Nylon Tin Plated Receptacle: 2.54mm,
With Mating Alignment, MTA 100



TE Part # CAT-104MTA-PLSCC
Polyester PCB Connector Covers: 2.54
mm, MTA 100

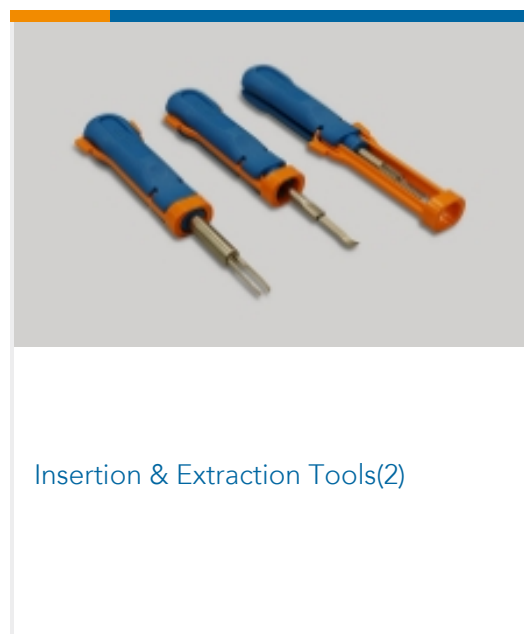


TE Part # 1375820-7
CST-100 II HOUSING 7 POS



TE Part # CAT-104MTA-NYLCC
Nylon PCB Connector Covers: 2.54
mm, MTA 100

Also in the Series | MTA 100



Insertion & Extraction Tools(2)




PCB Connector Covers(107)



PCB Connector Keying(1)



PCB Headers & Receptacles(1182)



Standard Rectangular Connectors
(1718)



Wire-to-Board Connector Assemblies
& Housings(1)



Wire-to-Board Connector Contacts(18)

Customers Also Bought



TE Part #7-2176070-7
3521 15K 1% 2W



TE Part #4-641215-0
Polyester Vertical PCB Header: 2.54
mm, Unshrouded, No Mating
Alignment



TE Part #4-1622825-8
RL73K 3A R39 5% 4K RL



TE Part #176282-1
AMP UNIVERSAL POWER CAP 2P



TE Part #1-1614884-5
CPF 0805 8R2 0.1% 25PPM 1K RL



TE Part #9-103325-0
40 MODII HD SRRA B/A .100CL,LF



TE Part #2176328-5
CRGP 1206 22R 1%



TE Part #1-1825027-2
FSMRA4JHA04=R/A,TACT PB SW,260

Documents

Product Drawings

07P MTA100 HDR ASSY SQ R/A F/L

English

CAD Files

3D PDF

English

Customer View Model

[ENG_CVM_640457-7_S.2d_dxf.zip](#)

English

Customer View Model

[ENG_CVM_640457-7_S.3d_igs.zip](#)

English

Customer View Model

[ENG_CVM_640457-7_S.3d_stp.zip](#)

English

3D PDF



3D

Customer View Model

[ENG_CVM_CVM_640457-7_W.2d_dxf.zip](#)

English

Customer View Model

[ENG_CVM_CVM_640457-7_W.3d_igs.zip](#)

English

Customer View Model

[ENG_CVM_CVM_640457-7_W.3d_stp.zip](#)

English

By downloading the CAD file I accept and agree to the [Terms and Conditions](#) of use.

Datasheets & Catalog Pages

[MTA, CST-100 II, SL-156 and AMP Economy Power \(EP\) Connectors](#)

English

Product Environmental Compliance

[07P MTA100 HDR ASSY SQ R/A F/L](#)

English

[07P MTA100 HDR ASSY SQ R/A F/L](#)

English

Agency Approvals

[UL](#)

English