

63862-2 ✓ ACTIVE

FASTON | FASTON 250

TE Internal #: 63862-2

PCB Terminals, Tab, Mating Tab Width 6.35 mm [.25 in], PCB Hole

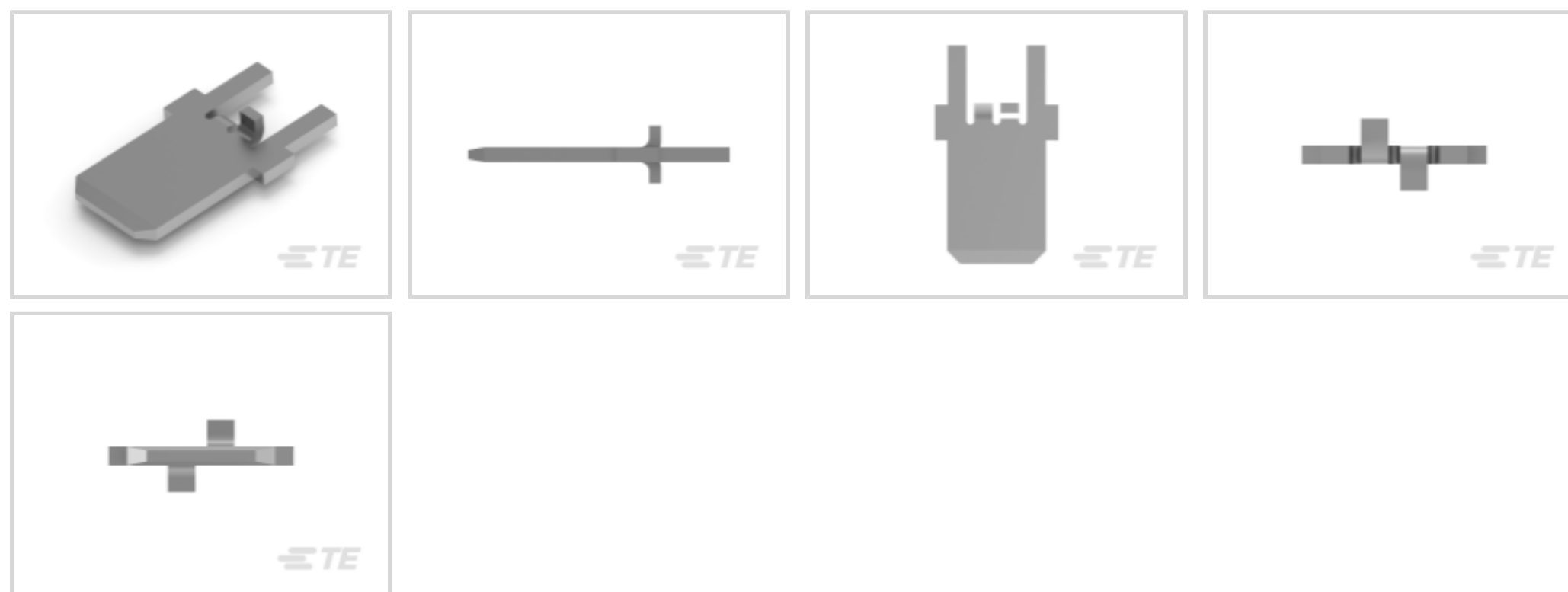
Diameter 1.32 mm [.052 in], Through Hole - Solder, Tin Plating,

None, Reel, FASTON 250

[View on TE.com >](#)



Terminals & Splices > PCB Terminals



PCB Terminal Type: **Tab**

PCB Thickness (Recommended): 1.57 mm [.062 in]

Mating Tab Width: 6.35 mm [.25 in]

Mating Tab Thickness: .81 mm [.032 in]

PCB Hole Diameter: 1.32 mm [.052 in]

## Features

### Product Type Features

|           |    |
|-----------|----|
| Insulated | No |
| Sealable  | No |

### Configuration Features

|                |       |
|----------------|-------|
| Stud Hole      | No    |
| Terminal Angle | 180 ° |

### Body Features

|                   |                  |
|-------------------|------------------|
| Finish            | Tin              |
| Plating Thickness | 3.81 μm[150 μin] |

### Contact Features

|                           |                 |
|---------------------------|-----------------|
| Contact Plating Material  | Tin             |
| PCB Terminal Type         | Tab             |
| Mating Tab Width          | 6.35 mm[.25 in] |
| Mating Tab Thickness      | .81 mm[.032 in] |
| Terminal Plating Material | Tin             |



|                               |          |
|-------------------------------|----------|
| Contact Underplating Material | None     |
| Terminal Size                 | 6.35     |
| Terminal Orientation          | Vertical |

#### Termination Features

|   |                       |
|---|-----------------------|
| Termination Method to Printed Circuit Board | Through Hole - Solder |
| Product Terminates To                       | Printed Circuit Board |

#### Dimensions

|                             |                   |
|-----------------------------|-------------------|
| PCB Thickness (Recommended) | 1.57 mm[.062 in]  |
| PCB Hole Diameter           | 1.32 mm[.052 in]  |
| Profile Height from PCB     | 10.21 mm[.402 in] |

#### Usage Conditions

|                             |                            |
|-----------------------------|----------------------------|
| Insulation Option           | Uninsulated                |
| Operating Temperature Range | -40 – 110 °C[-40 – 230 °F] |

#### Packaging Features

|                    |       |
|--------------------|-------|
| Packaging Quantity | 10000 |
| Packaging Method   | Reel  |

#### Other

|         |                                |
|---------|--------------------------------|
| Comment | Insertion equipment available. |
|---------|--------------------------------|

### Product Compliance












[For compliance documentation, visit the product page on TE.com>](#)

|   |  |
|---|--|
| EU RoHS Directive 2011/65/EU                  | Compliant  |
| EU ELV Directive 2000/53/EC                   | Compliant  |
| China RoHS 2 Directive MIIT Order No 32, 2016 | No Restricted Materials Above Threshold  |
| EU REACH Regulation (EC) No. 1907/2006        | Current ECHA Candidate List: JUNE 2022 (224)<br>Candidate List Declared Against: JAN 2022 (223)<br>SVHC > Threshold:<br>Not Yet Reviewed |
| Halogen Content                               | Low Halogen - Br, Cl, F, I < 900 ppm per homogenous material. Also BFR/CFR/PVC Free  |
| Solder Process Capability                     | Not reviewed for solder process capability   |

## Product Compliance Disclaimer

This information is provided based on reasonable inquiry of our suppliers and represents our current actual knowledge based on the information they provided. This information is subject to change. The part numbers that TE has identified as EU RoHS compliant have a maximum concentration of 0.1% by weight in homogenous materials for lead, hexavalent chromium, mercury, PBB, PBDE, DBP, BBP, DEHP, DIBP, and 0.01% for cadmium, or qualify for an exemption to these limits as defined in the Annexes of Directive 2011/65/EU (RoHS2). Finished electrical and electronic equipment products will be CE marked as required by Directive 2011/65/EU. Components may not be CE marked. Additionally, the part numbers that TE has identified as EU ELV compliant have a maximum concentration of 0.1% by weight in homogenous materials for lead, hexavalent chromium, and mercury, and 0.01% for cadmium, or qualify for an exemption to these limits as defined in the Annexes of Directive 2000/53/EC (ELV). Regarding the REACH Regulation, the information TE provides on SVHC in articles for this part number is based on the latest European Chemicals Agency (ECHA) 'Guidance on requirements for substances in articles' posted at this URL: <https://echa.europa.eu/guidance-documents/guidance-on-reach>


## Compatible Parts

|  |  |  |  |
|--|--|--|--|
|  <p>TE Part # 1217861-1<br/>250 FASTON,PCB TAB,TCBR</p> |  <p>TE Part # 1217124-1<br/>187 FASTON,PCB TAB,TNBR</p> |  <p>TE Part # 1217127-1<br/>250 FASTON,PCB TAB,TPBR</p> |  <p>TE Part # 1217125-1<br/>250 FASTON,PCB TAB,TPBR</p> |
|  <p>TE Part # 1217136-1<br/>250 FASTON,PCB TAB,TNBR</p> |  <p>TE Part # 1217861-2<br/>250 FASTON,PCB TAB,TCBR</p> |  <p>TE Part # 63824-5<br/>250 FASTON TAB TPBR</p>       |  <p>TE Part # 1217126-1<br/>250 FASTON,PCB TAB,TPBR</p> |
|  <p>TE Part # 1217539-1<br/>250 FASTON,PCB TAB,TCBR</p> |  <p>TE Part # 1217126-4<br/>250 FASTON,PCB TAB,TPBR</p> |  <p>TE Part # 1742646-2<br/>187 FASTON,TAB,PCB,TPBR</p> |  |

Also in the Series | **FASTON 250**



Compression Connectors(4)



Crimp Terminal Housings(143)




Insertion & Extraction Tools(6)



Magnet Wire Terminals(1)



PCB Terminals(144)



Quick Disconnects(456)



Splices(4)

## Customers Also Bought



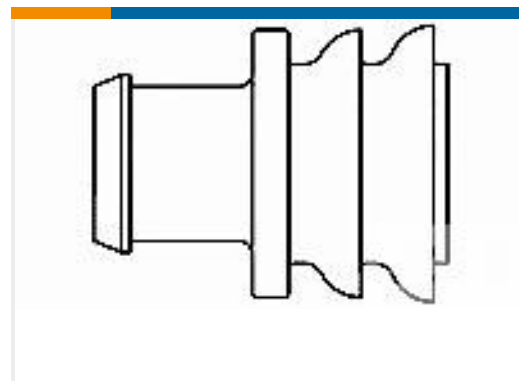
TE Part #DT04-2P  
DEUTSCH DT Series Housings & Connectors



TE Part #W2S  
DEUTSCH DT WEDGELOCKS



TE Part #282104-1  
AMP SUPERSEAL 1.5MM, CONNECTOR HOUSING



TE Part #281934-2  
SINGLE WIRE SEAL



TE Part #0460-202-16141  
DEUTSCH SOLID CONTACTS



TE Part #114017-ZZ  
SEALING PLUG, SIZE 12/16, WHT

## Documents

[Product Drawings](#)  
[250 FASTON TAB TPBR](#)

English

[CAD Files](#)

[3D PDF](#)

3D

[Customer View Model](#)

[ENG\\_CVM\\_CVM\\_63862-2\\_R.2d\\_dxf.zip](#)



English

Customer View Model

[ENG\\_CVM\\_CVM\\_63862-2\\_R.3d\\_igs.zip](#)

English

Customer View Model

[ENG\\_CVM\\_CVM\\_63862-2\\_R.3d\\_stp.zip](#)

English

By downloading the CAD file I accept and agree to the [Terms and Conditions](#) of use.

---

## Product Specifications

[Product Specification](#)

English

---

## Product Environmental Compliance

[Product Compliance](#)

English

[Product Compliance](#)

English