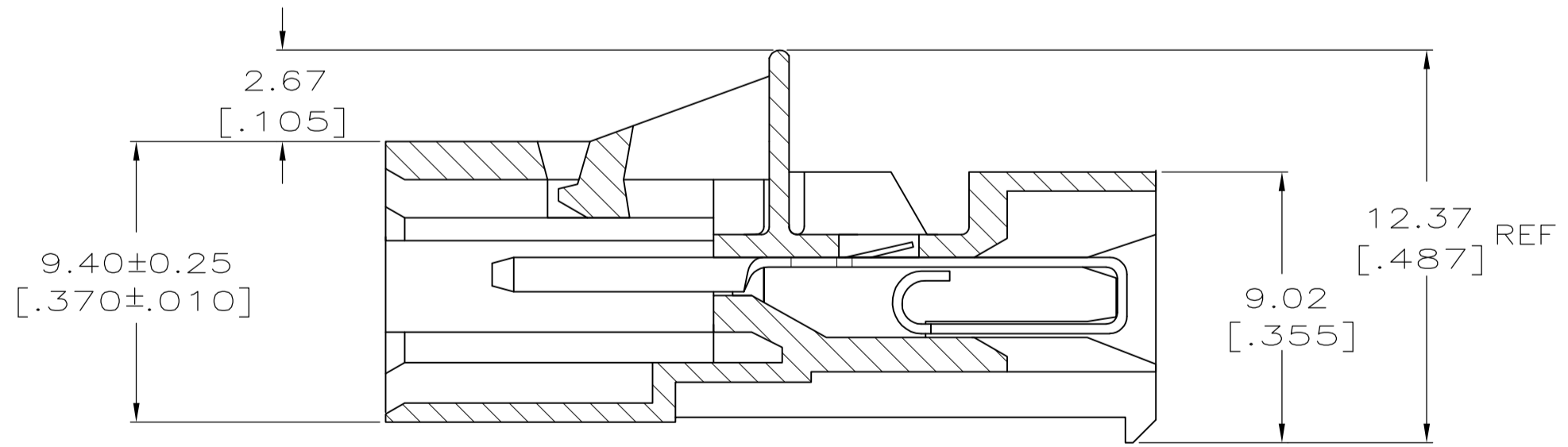
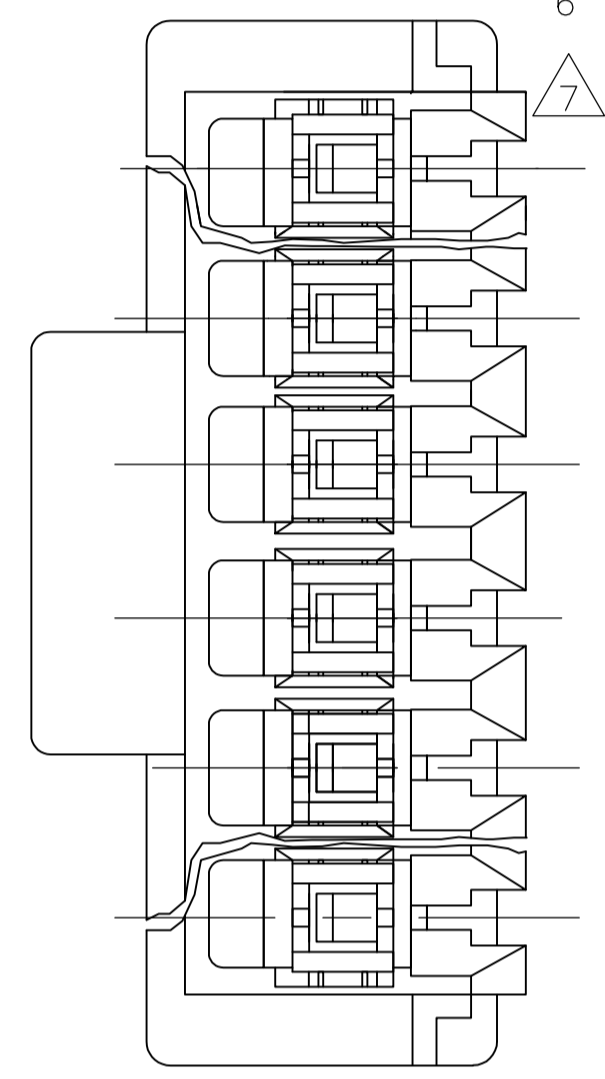
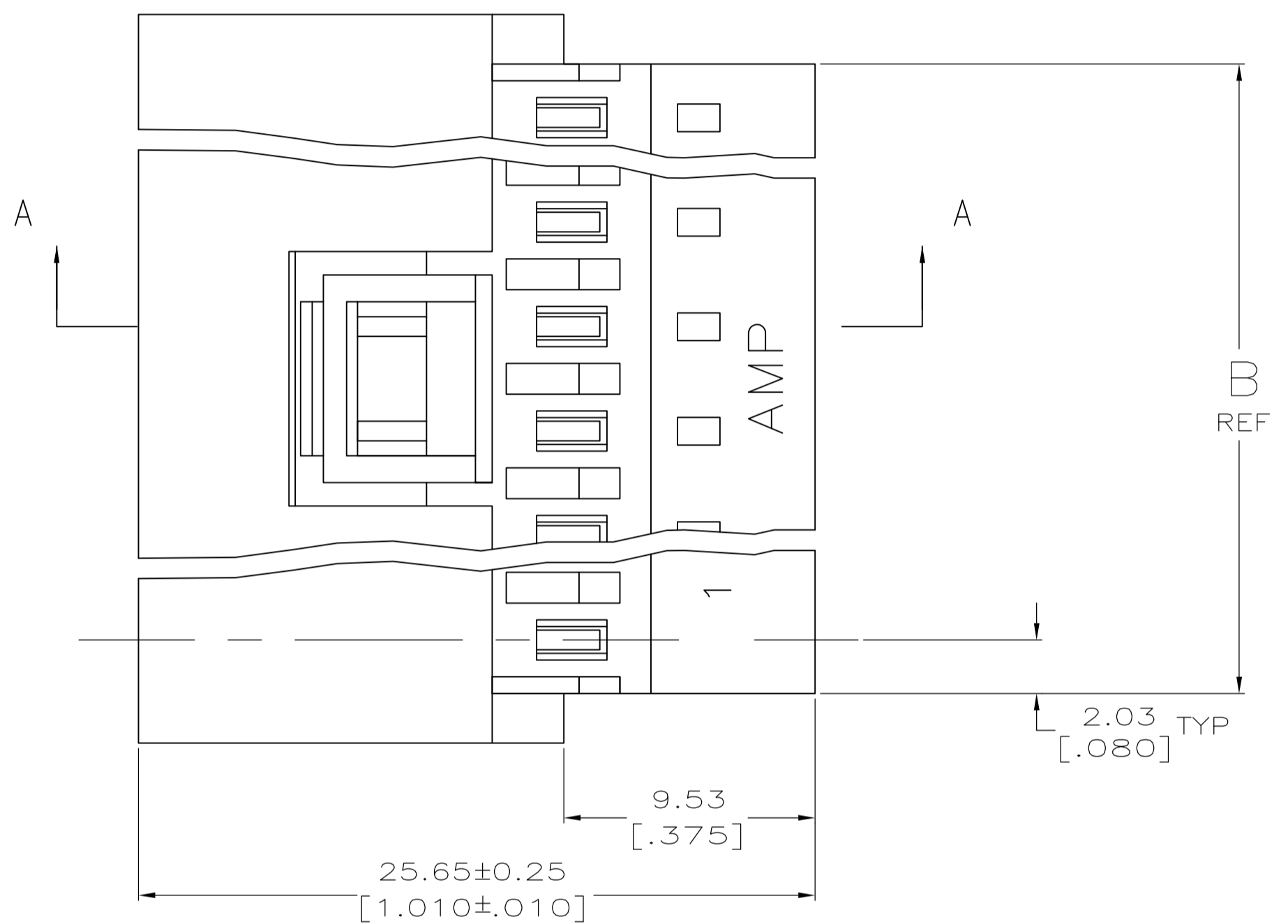
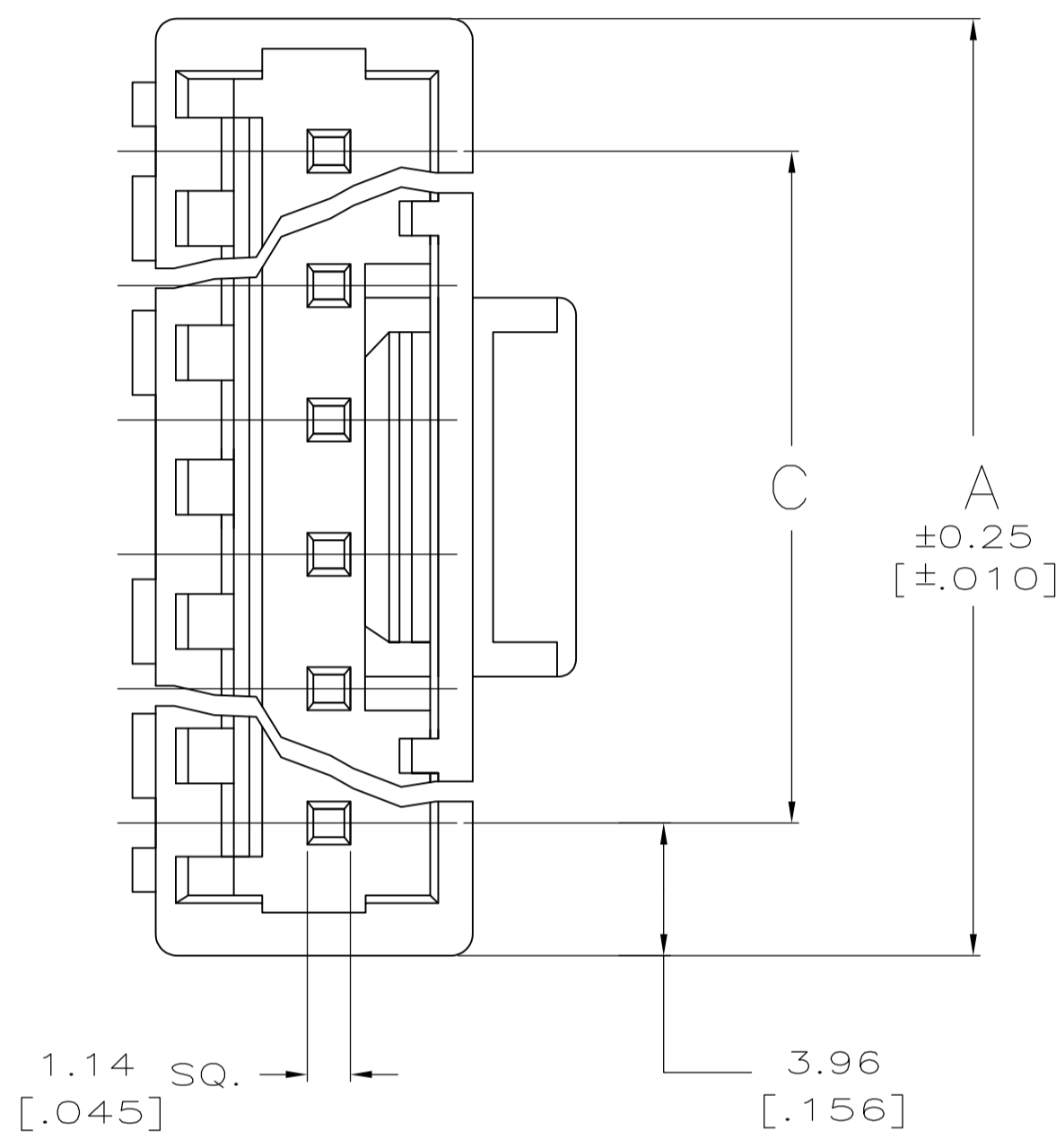


REVISES		DATE	BY	APPV
NO	DESCRIPTION			
H2	REVISED PER ECR-15-006702	28JUL2015	NK	PQ

- MATERIAL: CONNECTOR- NYLON UL94V-2 (YELLOW).  
CONTACTS- 0.30 [.012] THK COPPER ALLOY  
(BRIGHT TIN-LEAD 0.00203 [.000080] MIN THK).  
(MATTE TIN 0.00203 [.000080] MIN THK  
FOR CONTACTS 3-641436-2 THRU 5-641436-4)
- CONTACTS ACCEPT #20 AWG SOLID, FUSED STRANDED  
OR STRANDED (7 STRANDS) WIRE WITH 2.41 [.095] MAX  
INSULATION DIA.
- BOW, IN ANY DIRECTION, NOT TO EXCEED 0.15 [.006] PER IN.
- HOUSING FEATURES: CLOSED END.
- DIMENSIONS IN BRACKETS ARE IN INCHES.
- NOTE DELETED.
- OBSOLETE PARTS: OBSOLETE CIS STREAMLINING PER D.RENAUD/D.SINISI



SECTION A-A

△ SUPERSEDED  
△ SUPERSEDED  
△ OBSOLETE

FINISH	C	B	A	NO. OF CIRCUITS	PART NUMBER	
TIN	91.14 [3.588]	95.20 [3.748]	99.06 [3.900]	24	5-641436-4	
	55.47 [2.184]	59.54 [2.344]	63.40 [2.496]	15	4-641436-5	
	43.59 [1.716]	47.65 [1.876]	51.51 [2.028]	12	4-641436-2	
	31.70 [1.248]	35.76 [1.408]	39.62 [1.560]	9	3-641436-9	
	19.81 [.780]	23.88 [.940]	27.74 [1.092]	6	3-641436-6	
	11.89 [.468]	15.95 [.628]	19.81 [.780]	4	3-641436-4	
	7.92 [.312]	11.99 [.472]	15.85 [.624]	3	3-641436-3	
	3.96 [.156]	8.03 [.316]	11.89 [.468]	2	3-641436-2	
	TIN-LEAD	91.14 [3.588]	95.20 [3.748]	99.06 [3.900]	24	2-641436-4
		55.47 [2.184]	59.54 [2.344]	63.40 [2.496]	15	1-641436-5
43.59 [1.716]		47.65 [1.876]	51.51 [2.028]	12	1-641436-2	
31.70 [1.248]		35.76 [1.408]	39.62 [1.560]	9	641436-9	
19.81 [.780]		23.88 [.940]	27.74 [1.092]	6	641436-6	
11.89 [.468]		15.95 [.628]	19.81 [.780]	4	641436-4	
7.92 [.312]		11.99 [.472]	15.85 [.624]	3	641436-3	
3.96 [.156]		8.03 [.316]	11.89 [.468]	2	641436-2	
FINISH		C	B	A		

THIS DRAWING IS A CONTROLLED DOCUMENT.

DIMENSIONS: mm [INCHES]	TOLERANCES UNLESS OTHERWISE SPECIFIED:	DIN K SALMON 10-22-91	TE Connectivity
0 PLC ± -	1 PLC ± -	CHK R SWING 10-22-91	NAME MTA 156
2 PLC ± 0.13 [.005]	3 PLC ± -	APPV -	PRODUCT SPEC POSTED CONNECTOR ASSEMBLY, 20 AWG
4 PLC ± -	ANGLES ± -		APPLICATION SPEC
MATERIAL SEE NOTE 1	FINISH SEE NOTE 1	WEIGHT -	SIZE CAGE CODE DRAWING NO. RESTRICTED TO
			A1 00779 C=641436
		CUSTOMER DRAWING	SCALE 5:1 SHEET 1 OF 1 REV H2