


**MULTI-BEAM**

TE Internal #: 6450132-4

TE Internal Description: MBXL R/A HDR 14P+32S SEL

[View on TE.com >](#)

Connectors &gt; Power Connectors &gt; Rectangular Power &gt; Rectangular Power Connectors

Rectangular Power Connector Type: **Header**Connector & Housing Type: **Plug**Connector System: **Board-to-Board**Number of Positions: **46**Centerline (Pitch): **2.54 mm, 6.35 mm [ .1 in, .25 in ]****Features****Product Type Features**

Rectangular Power Connector Type	Header
Connector & Housing Type	Plug
Connector System	Board-to-Board
Sealable	No
Connector & Contact Terminates To	Printed Circuit Board

**Configuration Features**

Mating & Unmating Configuration	Sequencing
Number of Positions	46
PCB Mount Orientation	Right Angle
Number of Power Positions	14
Number of Signal Positions	32
Number of Rows	4

**Electrical Characteristics**

Operating Voltage	60 VDC, 200 VDC
-------------------	-----------------

**Contact Features**

Power Contact Base Material	Tin
Contact Current Rating (Max)	42 A
Contact Retention Within Housing	Without
Contact Type	Blade, Pin

PCB Contact Termination Area Plating Material	Tin
Contact Mating Area Plating Material	Noble Metal
Contact Mating Area Plating Material Thickness	.76 $\mu\text{m}$ [30 $\mu\text{in}$ ]
Underplate Material Thickness	4.19 $\mu\text{m}$

### Termination Features

Termination Post & Tail Length	4.19 mm[.165 in]
Termination Method to Printed Circuit Board	Through Hole - Solder

### Mechanical Attachment

PCB Mount Retention	With
PCB Mount Retention Type	Boardlock
Connector Mounting Type	Board Mount
Mating Retention Type	Boardlock

### Housing Features

Centerline (Pitch)	2.54 mm, 6.35 mm[.1 in][.25 in]
Housing Color	Black
Housing Material	High Temperature Thermoplastic

### Dimensions

Row-to-Row Spacing	2.54 mm[.1 in]
--------------------	----------------

### Usage Conditions

Operating Temperature Range	-20 – 105 $^{\circ}\text{C}$ [-4 – 221 $^{\circ}\text{F}$ ]
-----------------------------	---

### Operation/Application

Circuit Application	Power & Signal
---------------------	----------------

### Industry Standards

UL Flammability Rating	UL 94V-0
Glow Wire Rating	High Temperature Part - Not Glow Wire

### Packaging Features

Packaging Method	Tray
------------------	------

### Product Compliance

For compliance documentation, visit the product page on [TE.com](https://www.te.com)>

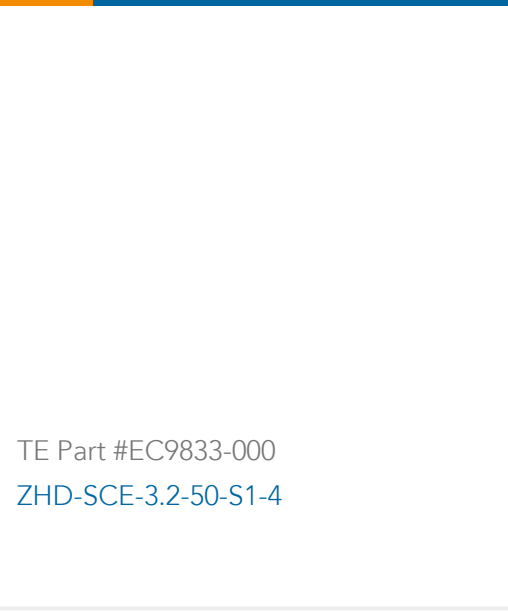







EU RoHS Directive 2011/65/EU	Not Yet Reviewed
EU ELV Directive 2000/53/EC	Compliant

China RoHS 2 Directive MIIT Order No 32, 2016	No Restricted Materials Above Threshold
EU REACH Regulation (EC) No. 1907/2006	Current ECHA Candidate List: JUNE 2022 (224) Candidate List Declared Against: DEC 2012 (138) SVHC > Threshold: Not Yet Reviewed
Halogen Content	Not Yet Reviewed for halogen content
Solder Process Capability	Wave solder capable to 265°C

Product Compliance Disclaimer

This information is provided based on reasonable inquiry of our suppliers and represents our current actual knowledge based on the information they provided. This information is subject to change. The part numbers that TE has identified as EU RoHS compliant have a maximum concentration of 0.1% by weight in homogenous materials for lead, hexavalent chromium, mercury, PBB, PBDE, DBP, BBP, DEHP, DIBP, and 0.01% for cadmium, or qualify for an exemption to these limits as defined in the Annexes of Directive 2011/65/EU (RoHS2). Finished electrical and electronic equipment products will be CE marked as required by Directive 2011/65/EU. Components may not be CE marked. Additionally, the part numbers that TE has identified as EU ELV compliant have a maximum concentration of 0.1% by weight in homogenous materials for lead, hexavalent chromium, and mercury, and 0.01% for cadmium, or qualify for an exemption to these limits as defined in the Annexes of Directive 2000/53/EC (ELV). Regarding the REACH Regulations, TE's information on SVHC in articles for this part number is still based on the European Chemical Agency (ECHA) 'Guidance on requirements for substances in articles' (Version: 2, April 2011), applying the 0.1% weight on weight concentration threshold at the finished product level. TE is aware of the European Court of Justice ruling of September 10th, 2015 also known as O5A (Once An Article Always An Article) stating that, in case of 'complex object', the threshold for a SVHC must be applied to both the product as a whole and simultaneously to each of the articles forming part of its composition. TE has evaluated this ruling based on the new ECHA "Guidance on requirements for substances in articles" (June 2017, version 4.0) and will be updating its statements accordingly.

### Customers Also Bought

 <p>TE Part #EC9833-000 ZHD-SCE-3.2-50-S1-4</p>	 <p>TE Part #55992-1 TERMINAL,AMPOWER R 2/0 5/16</p>	 <p>TE Part #1-1415543-5 RTE44110</p>	 <p>TE Part #ASA158F12390235000 623 PLUG</p>
 <p>TE Part #ZPF000000000205378 CONTACT MALE ANG.90, CAL20, 120MM2 - FXP</p>	 <p>TE Part #ZPF000000000205388 CONTACT FEMALE CAL.20, M12 - FXP</p>	 <p>TE Part #ZPF000000000205373 PLUG MALE ANG.90 CAL.20 - FXP</p>	 <p>TE Part #YZ-KC-212751A-PY00 TOOL DISMOUNTING - FXP2</p>

### Documents



### Product Drawings

[MBXL R/A HDR 14P+32S SEL](#)

English

---

### CAD Files

Customer View Model

[ENG\\_CVM\\_CVM\\_6450132-4\\_D.2d\\_dxf.zip](#)

English

3D PDF

3D

Customer View Model

[ENG\\_CVM\\_CVM\\_6450132-4\\_D.3d\\_igs.zip](#)

English

Customer View Model

[ENG\\_CVM\\_CVM\\_6450132-4\\_D.3d\\_stp.zip](#)

English

By downloading the CAD file I accept and agree to the [Terms and Conditions](#) of use.

---

### Datasheets & Catalog Pages

[POWER\\_CONNECTORS\\_CATALOG\\_SEC01\\_BOARD\\_TO\\_BOARD](#)

English

[2\\_PIECE\\_POWER\\_CONNECTORS\\_qrg\\_4-1773458-1](#)

English

---

### Product Specifications

[Application Specification](#)

English