

62627-3 ✓ ACTIVE

FASTON | FASTON 250

TE Internal #: 62627-3

PCB Terminals, Tab, Mating Tab Width 6.35 mm [.25 in], PCB Hole


Diameter 3.68 mm [.145 in], Through Hole - Screw, Unplated

Plating, None, FASTON 250

[View on TE.com >](#)



Terminals & Splices > PCB Terminals



PCB Terminal Type: **Tab**

Mating Tab Width: **6.35 mm [.25 in]**

Mating Tab Thickness: **.81 mm [.032 in]**

PCB Hole Diameter: **3.68 mm [.145 in]**

Termination Method to Printed Circuit Board: **Through Hole - Screw**

Features

Product Type Features

| | |
|-----------------------------|------------|
| Insertion Force | Normal |
| PCB Terminal Mounting Style | Stud Mount |

Configuration Features

| | |
|----------------|-------|
| Stud Hole | Yes |
| Terminal Angle | 180 ° |

Contact Features

| | |
|-------------------------------|------------------|
| PCB Terminal Type | Tab |
| Mating Tab Width | 6.35 mm [.25 in] |
| Mating Tab Thickness | .81 mm [.032 in] |
| Terminal Plating Material | Unplated |
| Contact Underplating Material | None |
| Terminal Size | 6.35 |
| Terminal Orientation | Straight |

Termination Features

| | |
|---|----------------------|
| Termination Method to Printed Circuit Board | Through Hole - Screw |
|---|----------------------|

| | |
|-----------------------|-----------------------|
| Product Terminates To | Printed Circuit Board |
|-----------------------|-----------------------|

Dimensions

| | |
|---------------|-------------------|
| Stud Diameter | 3.68 mm [.145 in] |
|---------------|-------------------|

| | |
|-------------------|-------------------|
| PCB Hole Diameter | 3.68 mm [.145 in] |
|-------------------|-------------------|

Usage Conditions

| | |
|-------------------|-------------|
| Insulation Option | Uninsulated |
|-------------------|-------------|

| | |
|-----------------------------|-----------------------------|
| Operating Temperature Range | -40 – 105 °C [-40 – 221 °F] |
|-----------------------------|-----------------------------|

Packaging Features

| | |
|--------------------|------|
| Packaging Quantity | 1000 |
|--------------------|------|

| | |
|------------------|-----|
| Packaging Method | Bag |
|------------------|-----|

Product Compliance

[For compliance documentation, visit the product page on TE.com>](#)

| | |
|------------------------------|-----------|
| EU RoHS Directive 2011/65/EU | Compliant |
|------------------------------|-----------|

| | |
|-----------------------------|-----------|
| EU ELV Directive 2000/53/EC | Compliant |
|-----------------------------|-----------|

| | |
|---|---|
| China RoHS 2 Directive MIIT Order No 32, 2016 | No Restricted Materials Above Threshold |
|---|---|

| | |
|--|--|
| EU REACH Regulation (EC) No. 1907/2006 | Current ECHA Candidate List: JUNE 2022 (224) Candidate List Declared Against: JAN 2022 (223) SVHC > Threshold: Not Yet Reviewed |
|--|--|

| | |
|-----------------|---|
| Halogen Content | Low Halogen - Br, Cl, F, I < 900 ppm per homogenous material. Also BFR/CFR/PVC Free |
|-----------------|---|

| | |
|---------------------------|--|
| Solder Process Capability | Not applicable for solder process capability |
|---------------------------|--|





Product Compliance Disclaimer

This information is provided based on reasonable inquiry of our suppliers and represents our current actual knowledge based on the information they provided. This information is subject to change. The part numbers that TE has identified as EU RoHS compliant have a maximum concentration of 0.1% by weight in homogenous materials for lead, hexavalent chromium, mercury, PBB, PBDE, DBP, BBP, DEHP, DIBP, and 0.01% for cadmium, or qualify for an exemption to these limits as defined in the Annexes of Directive 2011/65/EU (RoHS2). Finished electrical and electronic equipment products will be CE marked as required by Directive 2011/65/EU. Components may not be CE marked. Additionally, the part numbers that TE has identified as EU ELV compliant have a maximum concentration of 0.1% by weight in homogenous materials for lead, hexavalent chromium, and mercury, and 0.01% for cadmium, or qualify for an exemption to these limits as defined in the Annexes of Directive 2000/53/EC (ELV). Regarding the REACH Regulation, the information TE provides on SVHC in articles for this part number is based on the latest European Chemicals Agency (ECHA) 'Guidance on requirements for substances in articles' posted at this URL: <https://echa.europa.eu/guidance-documents/guidance-on-reach>

Compatible Parts

| | | | |
|---|---|--|---|
|  <p>TE Part # 63038-1 250 FASTON TAB TPBR</p> |  <p>TE Part # 62627-2 250 FASTON TAB BR</p> |  <p>TE Part # 60920-5 187 FASTON TAB TPBR</p> |  <p>TE Part # 60922-5 FASTON .205 SERIES (5.2 MM) TAB TPST</p> |
|  <p>TE Part # 60920-1 187 FASTON TAB BR</p> |  <p>TE Part # 63274-1 250 FASTON TAB BR</p> |  <p>TE Part # 62627-1 250 FASTON TAB TPST</p> |  <p>TE Part # 140736-2 250 FASTON,TAB,TPBR</p> |
|  <p>TE Part # 60921-1 205 FASTON SERIES TAB BR</p> |  <p>TE Part # 60922-1 205 FASTON SERIES TAB BR</p> |  <p>TE Part # 62627-7 250 FASTON TAB TPBR</p> |  <p>TE Part # 63274-3 250 FASTON TAB BR</p> |

Also in the Series | FASTON 250

| | | | |
|--|---|--|---|
|  <p>Compression Connectors(4)</p> |  <p>Crimp Terminal Housings(143)</p> |  <p>Insertion & Extraction Tools(6)</p> |  <p>Magnet Wire Terminals(1)</p> |
|--|---|--|---|



PCB Terminals(144)

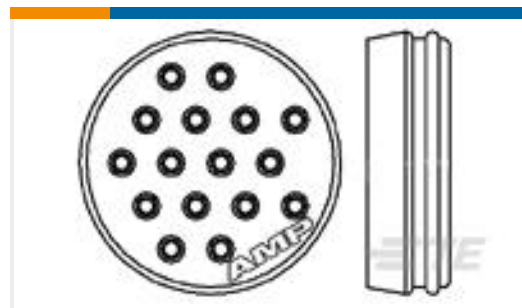
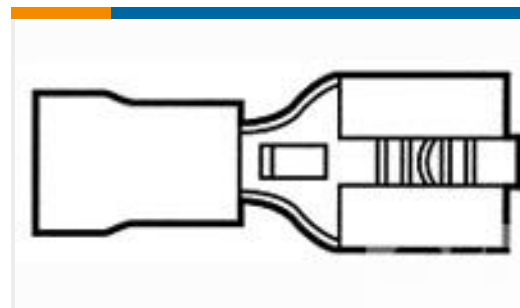
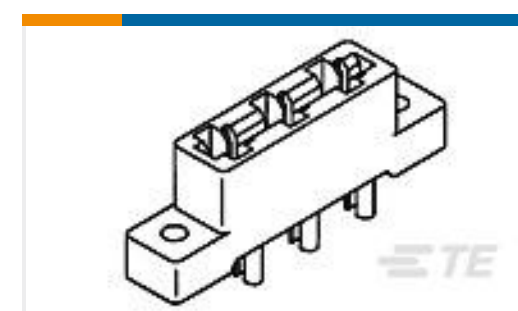


Quick Disconnects(456)



Splices(4)

Customers Also Bought

TE Part #213920-1
CPC SEAL KIT, UNASSM, SZ 17-16TE Part #640905-1
RECEPT, PIDG FASTON 16-14 250TE Part #1-1437565-6
FSM1LP=ESD GND SMD TACT SWITCHTE Part #2364574-7
AVH19 FLT SS MT PWR RED 24V16ATE Part #0413-216-2005
DEUTSCH SEALING PLUGSTE Part #1761681-9
IDC LOW PRO HDR 26P VERT HT BLACKTE Part #41617
250 FASTON TAB BRTE Part #531353-6
HI CURRENT ASSY 8 POSTE Part #607381P038
SCT-NO.2-E5-0-27MM

Documents

Product Drawings

[250 FASTON TAB BR](#)

English

CAD Files

[3D PDF](#)

3D

[Customer View Model](#)

[ENG_CVM_CVM_62627-3_P.2d_dxf.zip](#)



English

Customer View Model

[ENG_CVM_CVM_62627-3_P.3d_igs.zip](#)

English

Customer View Model

[ENG_CVM_CVM_62627-3_P.3d_stp.zip](#)

English

By downloading the CAD file I accept and agree to the [Terms and Conditions](#) of use.

Datasheets & Catalog Pages

FASTON Tabs

English

Product Specifications

Product Specification

English