

62358-1 ✓ ACTIVE

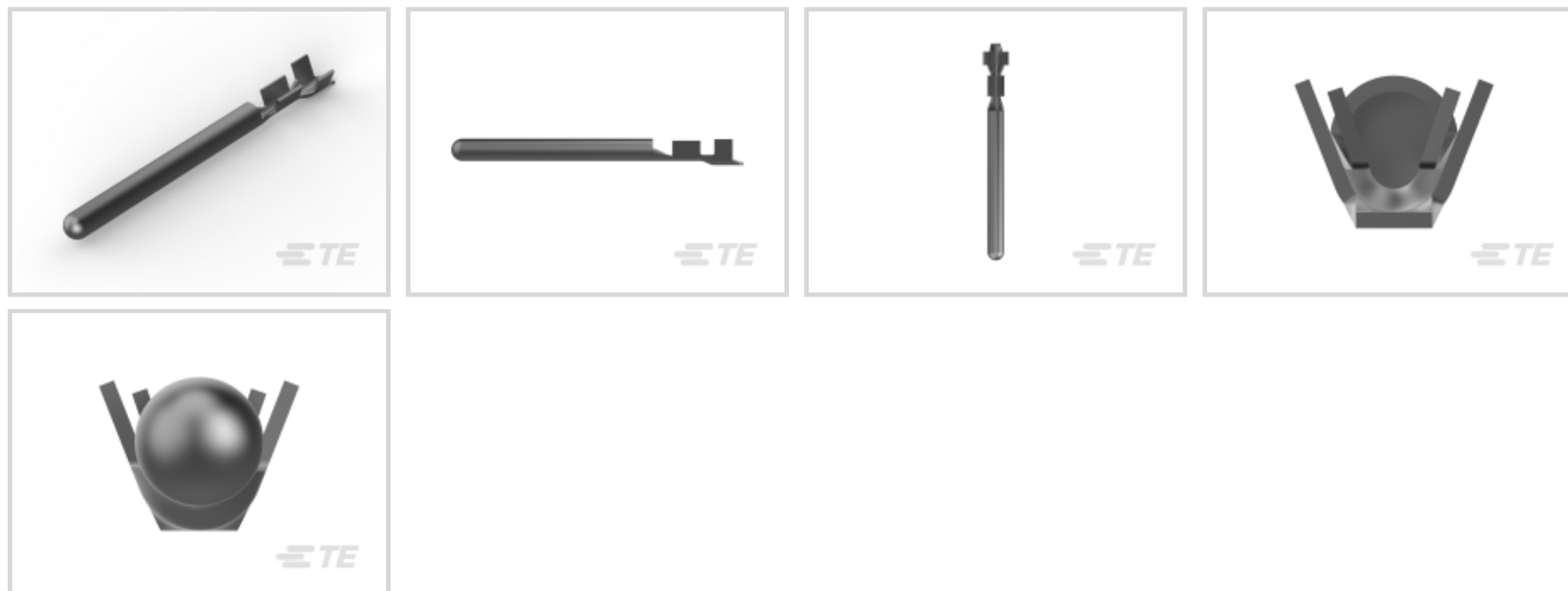
TE Internal #: 62358-1

Crimp Wire Pins, Tabs & Ferrules, Pin, Pin Diameter 2.03 mm [.08 in], 24 – 20 AWG Wire Size, .2 – .6 mm² Wire Size, 404 – 1021 CMA Wire Size

[View on TE.com >](#)



Terminals & Splices > Crimp Wire Pins, Tabs & Ferrules



Crimp Wire Pin, Tab & Ferrule Terminal Type: **Pin**

Pin Diameter: **2.03 mm [.08 in]**

Accepts Wire Insulation Diameter Range: **1.07 – 1.85 mm, 1.85 mm [.042 – .073 in, .073 in]**

Wire Size: **.2 – .6 mm²**

Features

Product Type Features

Compatible With Discrete Wire Type

Solid, Stranded

Configuration Features

Compatible With Wire & Cable Type

Discrete Wire

Contact Features

Crimp Wire Pin, Tab & Ferrule Terminal Type

Pin

Barrel Type

Open

Terminal Plating Material

Tin

Pin Type

Round Pin

Pin Style

Round

Terminal Orientation

Straight

Mechanical Attachment

Wire Insulation Support

With

Dimensions

Pin Diameter

2.03 mm [.08 in]

Accepts Wire Insulation Diameter Range

1.07 – 1.85 mm, 1.85 mm [.042 – .073 in][.073 in]



	in]
Wire Size	404 – 1021 CMA
Barrel Inside Diameter	.76 mm, 1.75 mm[.03 in][.069 in]
Terminal Material Thickness	.24 mm[.01 in]
Overall Product Length	25.4 mm[1 in]

Usage Conditions

Insulation Option	Uninsulated
-------------------	-------------

Operation/Application

Heavy Duty	No
------------	----

Packaging Features

Packaging Quantity	8000
Packaging Method	Reel

Product Compliance

[For compliance documentation, visit the product page on TE.com>](#)

















EU RoHS Directive 2011/65/EU	Compliant
EU ELV Directive 2000/53/EC	Compliant
China RoHS 2 Directive MIIT Order No 32, 2016	No Restricted Materials Above Threshold
EU REACH Regulation (EC) No. 1907/2006	Current ECHA Candidate List: JUNE 2022 (224) Candidate List Declared Against: JAN 2022 (223) SVHC > Threshold: Not Yet Reviewed
Halogen Content	Low Halogen - Br, Cl, F, I < 900 ppm per homogenous material. Also BFR/CFR/PVC Free
Solder Process Capability	Not applicable for solder process capability

Product Compliance Disclaimer


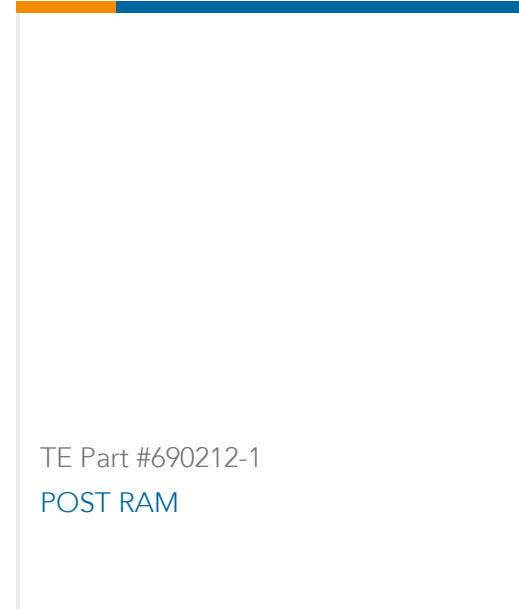
This information is provided based on reasonable inquiry of our suppliers and represents our current actual knowledge based on the information they provided. This information is subject to change. The part numbers that TE has identified as EU RoHS compliant have a maximum concentration of 0.1% by weight in homogenous materials for lead, hexavalent chromium, mercury, PBB, PBDE, DBP, BBP, DEHP, DIBP, and 0.01% for cadmium, or qualify for an exemption to these limits as defined in the Annexes of Directive 2011/65/EU (RoHS2). Finished electrical and electronic equipment products will be CE marked as required by Directive 2011/65/EU. Components may not be CE marked. Additionally, the part numbers that TE has identified as EU ELV compliant have a maximum concentration of 0.1% by weight in homogenous materials for lead, hexavalent chromium, and mercury, and 0.01% for cadmium, or qualify for an exemption to these limits as defined in the Annexes of Directive 2000/53/EC (ELV). Regarding the REACH Regulation, the information TE provides

on SVHC in articles for this part number is based on the latest European Chemicals Agency (ECHA) 'Guidance on requirements for substances in articles' posted at this URL: <https://echa.europa.eu/guidance-documents/guidance-on-reach>

Compatible Parts

 <p>TE Part # 42428-5 PIN TERMINAL RECEPTACLE 24-20 AWG TPPHBZ</p>	 <p>TE Part # 61013-2 PIN .109 (2.77 MM) 18-14 AWG TPBR</p>	 <p>TE Part # 62074-1 PIN .125 (3.17 MM) 24-20 AWG 0.42 BR</p>	 <p>TE Part # 170073-2 PIN WITH LANCE .093 REC 24-20 POST-TPBR</p>
 <p>TE Part # 170073-5 PIN WITH LANCE .093 REC 24-20 PRE- TPBR</p>	 <p>TE Part # 60885-2 PIN .055 REC 24-20 AWG TPPHBZ</p>	 <p>TE Part # 60115-4 PIN 125 RECEPTACLE 22-20 AWG BR</p>	 <p>TE Part # 61674-1 PIN .109 .085 X .035 FLAT WIRE BR</p>
 <p>TE Part # 62505-1 PIN 130 22-18 AWG .0157 X 1.020 BR</p>	 <p>TE Part # 62820-1 PIN 093 CRIMP TAB 22-16 AWG PTPBR</p>	 <p>TE Part # 1742377-2 PIN .080 DIA 30-26 AWG TPBR</p>	 <p>TE Part # 2819039-1 PLUG ASSEMBLY NPBR</p>
 <p>TE Part # 60115-1 PIN 125 REC 22-20 AWG BR</p>	 <p>TE Part # 626361-1 WALL PLUG PIN 0.5/1.5 MM2 0.38X36. 40 BR</p>	 <p>TE Part # 626361-3 WALL PLUG PIN 0.5/1.5MM2 0.38X36. 40 NIBR</p>	 <p>TE Part # 63493-1 112 DIA PIN 30-26 012 PTPBR</p>

Customers Also Bought



Documents

Product Drawings

[PIN .080 \(2.03 MM\) 24-20 AWG TPBR](#)

English

CAD Files

[3D PDF](#)

3D

Customer View Model

[ENG_CVM_CVM_62358-1_T_c-62358-1-t.2d_dxf.zip](#)

English

Customer View Model

[ENG_CVM_CVM_62358-1_T_c-62358-1-t.3d_igs.zip](#)

English

Customer View Model

[ENG_CVM_CVM_62358-1_T_c-62358-1-t.3d_stp.zip](#)

English

By downloading the CAD file I accept and agree to the [Terms and Conditions](#) of use.