

644886-3 ✓ ACTIVE



MTA 100

TE Internal #: 644886-3

PCB Mount Header, Vertical, Wire-to-Board, 3 Position, .1 in [2.54 mm] Centerline, Breakaway, Gold, Through Hole - Solder, Signal, Natural, MTA 100

[View on TE.com >](#)

Connectors > PCB Connectors > PCB Headers & Receptacles > Polyester Vertical PCB Header: 2.54mm, Breakaway, MTA 100



Connector System: **Wire-to-Board**

Number of Positions: **3**

Number of Rows: **1**

Centerline (Pitch): **2.54 mm [.1 in]**

PCB Mount Orientation: **Vertical**

[All Polyester Vertical PCB Header: 2.54mm, Breakaway, MTA 100 \(116\)](#)

Features

Product Type Features

Connector System	Wire-to-Board
Header Type	Breakaway
Sealable	No
Connector & Contact Terminates To	Printed Circuit Board
PCB Connector Assembly Type	PCB Mount Header

Configuration Features

Number of Positions	3
Number of Rows	1
PCB Mount Orientation	Vertical

Electrical Characteristics

Operating Voltage	250 VAC
-------------------	---------

Body Features



Connector Profile	Narrow
Primary Product Color	Natural

Contact Features

Contact Layout	Inline
Contact Mating Area Length	7.49 mm[.295 in]
Mating Square Post Dimension	.64 mm[.025 in]
PCB Contact Termination Area Plating Material Thickness	.762 μ m[300 μ in]
Contact Underplating Material Thickness	1.27 μ m[50 μ in]
Contact Mating Area Plating Material Thickness	.76 μ m[30 μ in]
Contact Shape & Form	Square
Contact Mating Area Plating Material Finish	Bright
Contact Underplating Material	Nickel
PCB Contact Termination Area Plating Material	Gold
Contact Base Material	Copper Alloy
Contact Mating Area Plating Material	Gold
Contact Type	Pin
Contact Current Rating (Max)	5 A

Termination Features

Square Termination Post & Tail Dimension	.64 mm[.025 in]
Termination Post & Tail Length	2.79 mm[.125 in]
Termination Method to Printed Circuit Board	Through Hole - Solder

Mechanical Attachment

Mating Retention	Without
Panel Mount Feature	Without
PCB Mount Retention Type	Retention Leg
Connector Mounting Type	Board Mount
Mating Alignment	Without
PCB Mount Alignment	Without
PCB Mount Retention	With

Housing Features

Housing Material	Polyester - GF
Centerline (Pitch)	2.54 mm[.1 in]



Dimensions

Connector Length	9.86 mm[.388 in]
Connector Height	10.03 mm[.395 in]
PCB Thickness (Recommended)	1.6 mm[.063 in]

Usage Conditions

Operating Temperature Range	-55 – 105 °C[-67 – 221 °F]
-----------------------------	----------------------------

Operation/Application

Circuit Application	Signal
---------------------	--------

Industry Standards

CSA Rating	Certified
Agency/Standard	CSA, UL
Approved Standards	CSA LR7189, UL E28476
UL Flammability Rating	UL 94V-0

Packaging Features

Packaging Quantity	500
Packaging Type	Bag, Box

Product Compliance

[For compliance documentation, visit the product page on TE.com>](#)

EU RoHS Directive 2011/65/EU	Compliant
EU ELV Directive 2000/53/EC	Compliant
China RoHS 2 Directive MIIT Order No 32, 2016	No Restricted Materials Above Threshold
EU REACH Regulation (EC) No. 1907/2006	Current ECHA Candidate List: JUNE 2022 (224) Candidate List Declared Against: JAN 2022 (223) SVHC > Threshold: Not Yet Reviewed
Halogen Content	Not Low Halogen - contains Br or Cl > 900 ppm.
Solder Process Capability	Wave solder capable to 240°C

Product Compliance Disclaimer

This information is provided based on reasonable inquiry of our suppliers and represents our current actual knowledge based on the information they provided. This information is subject to change. The part numbers that TE has identified as EU RoHS compliant have a maximum concentration of 0.1% by weight in homogenous materials for lead, hexavalent chromium, mercury, PBB, PBDE, DBP, BBP, DEHP, DIBP, and 0.01% for cadmium, or qualify for an exemption to these

limits as defined in the Annexes of Directive 2011/65/EU (RoHS2). Finished electrical and electronic equipment products will be CE marked as required by Directive 2011/65/EU. Components may not be CE marked. Additionally, the part numbers that TE has identified as EU ELV compliant have a maximum concentration of 0.1% by weight in homogenous materials for lead, hexavalent chromium, and mercury, and 0.01% for cadmium, or qualify for an exemption to these limits as defined in the Annexes of Directive 2000/53/EC (ELV). Regarding the REACH Regulation, the information TE provides on SVHC in articles for this part number is based on the latest European Chemicals Agency (ECHA) 'Guidance on requirements for substances in articles' posted at this URL: <https://echa.europa.eu/guidance-documents/guidance-on-reach>

Compatible Parts



TE Part # CAT-104MTA-NYLCC
Nylon PCB Connector Covers: 2.54 mm, MTA 100



TE Part # CAT-104MTA-NGPMR
Nylon Gold Plated Receptacle: 2.54 mm, With Mating Alignment, MTA 100



TE Part # CAT-104MTA-NGPNR
Nylon Gold Plated Receptacle: 2.54 mm, No Mating Alignment, MTA 100



TE Part # CAT-104MTA-PLSCC
Polyester PCB Connector Covers: 2.54 mm, MTA 100



TE Part # 1375820-3
CST-100 II HOUSING 3 POS




TE Part # 647080-3
03P MTA100 CONN ASSY ON TAPE

Also in the Series | MTA 100




Insertion & Extraction Tools(2)




PCB Connector Covers(107)




PCB Connector Keying(1)



PCB Headers & Receptacles(1182)



Standard Rectangular Connectors (1718)



Wire-to-Board Connector Assemblies & Housings(1)



Wire-to-Board Connector Contacts(18)

Customers Also Bought



TE Part #1734260-3
1.25 WTb HDR SMT, 3 POS



TE Part #1909782-1
BOARD TO WIRE WAFER 1.2MM TOP ENTRY



TE Part #3-644615-2
02P MTA156 POL HDR ASSY LF



TE Part #284514-5
5 POS TERMI-BLOK HDR DIR. POL.



TE Part #1-2176349-7
CRGCQ 2512 220R 1%



TE Part #1734100-7
Champ050 series,68pos,Au over PdNi



TE Part #5-146276-5
05 MODII HDR SRST B/A .100CL

Documents

Product Drawings

[03P MTA100 HDR ASSY,NARROW AU](#)

English

CAD Files

[3D PDF](#)

3D

Customer View Model

[ENG_CVM_CVM_644886-3_C.2d_dxf.zip](#)

English

Customer View Model

[ENG_CVM_CVM_644886-3_C.3d_igs.zip](#)

English

Customer View Model

[ENG_CVM_CVM_644886-3_C.3d_stp.zip](#)

English

Customer View Model

[ENG_CVM_644886-3_A.3d_igs.zip](#)

English

Customer View Model

[ENG_CVM_644886-3_A.3d_stp.zip](#)

English

Customer View Model

[ENG_CVM_644886-3_A.2d_dxf.zip](#)

English

[3D PDF](#)



English

By downloading the CAD file I accept and agree to the [Terms and Conditions](#) of use.

Datasheets & Catalog Pages

[MTA, CST-100 II, SL-156 and AMP Economy Power \(EP\) Connectors](#)

English

Product Environmental Compliance

[Product Compliance](#)

English

[Product Compliance](#)

English

Agency Approvals

[Agency Approval Document](#)

English