


MULTI-BEAM

TE Internal #: 6450160-7

TE Internal Description: MBXL R/A RCPT 3ACP+24S+5P

[View on TE.com >](#)

Connectors > Power Connectors > Rectangular Power > Rectangular Power Connectors

Rectangular Power Connector Type: **Header**Connector & Housing Type: **Receptacle**Connector System: **Board-to-Board**Number of Positions: **32**Centerline (Pitch): **2.54 mm, 6.35 mm, 7.62 mm [.1 in, .25 in, .3 in]**

Features

Product Type Features

Rectangular Power Connector Type	Header
Connector & Housing Type	Receptacle
Connector System	Board-to-Board
Sealable	No
Connector & Contact Terminates To	Printed Circuit Board

Configuration Features

Number of Positions	32
PCB Mount Orientation	Right Angle
Number of Power Positions	8
Number of Signal Positions	24
Number of Rows	4

Electrical Characteristics

Operating Voltage	60 VDC, 200 VDC, 300 VDC
-------------------	--------------------------

Contact Features

Power Contact Base Material	Tin
Contact Current Rating (Max)	42 A
Contact Retention Within Housing	Without
Contact Type	Receptacle
PCB Contact Termination Area Plating Material	Tin

Contact Mating Area Plating Material	Noble Metal
--------------------------------------	-------------

Contact Mating Area Plating Material Thickness	.076 μm [3 μin]
------------------------------------------------	----------------------------------------

Underplate Material Thickness	3.43 μm
-------------------------------	--------------------

Termination Features

Termination Post & Tail Length	3.43 mm[.135 in]
--------------------------------	------------------

Termination Method to Printed Circuit Board	Through Hole - Solder
---------------------------------------------	-----------------------

Mechanical Attachment

PCB Mount Retention	With
---------------------	------

PCB Mount Retention Type	Boardlock
--------------------------	-----------

Connector Mounting Type	Board Mount
-------------------------	-------------

Mating Retention Type	Boardlock
-----------------------	-----------

Housing Features

Centerline (Pitch)	2.54 mm, 6.35 mm, 7.62 mm[.1 in][.25 in][.3 in]
--------------------	-------------------------------------------------

Housing Color	Black
---------------	-------

Housing Material	High Temperature Thermoplastic
------------------	--------------------------------

Dimensions

Row-to-Row Spacing	2.54 mm[.1 in]
--------------------	----------------

Usage Conditions

Operating Temperature Range	-20 – 105 $^{\circ}\text{C}$ [-4 – 221 $^{\circ}\text{F}$]
-----------------------------	-------------------------------------------------------------

Operation/Application

Circuit Application	Power & Signal
---------------------	----------------

Industry Standards

UL Flammability Rating	UL 94V-0
------------------------	----------

Glow Wire Rating	High Temperature Part - Not Glow Wire
------------------	---------------------------------------

Product Compliance

For compliance documentation, visit the product page on [TE.com](https://www.te.com)>

EU RoHS Directive 2011/65/EU	Not Yet Reviewed
------------------------------	------------------

EU ELV Directive 2000/53/EC	Compliant
-----------------------------	-----------

China RoHS 2 Directive MIIT Order No 32, 2016	No Restricted Materials Above Threshold
-----------------------------------------------	-----------------------------------------

EU REACH Regulation (EC) No. 1907/2006	Current ECHA Candidate List: JUNE 2022 (224)
----------------------------------------	----------------------------------------------

Candidate List Declared Against: DEC 2012
 (138)
 SVHC > Threshold:
 Not Yet Reviewed

Halogen Content

Not Yet Reviewed for halogen content

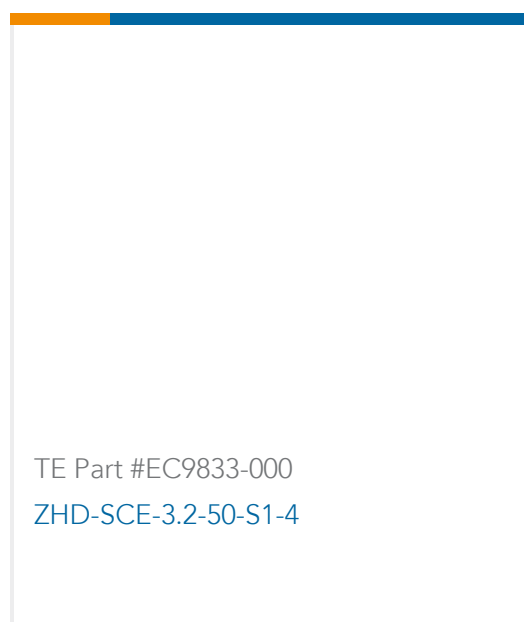
Solder Process Capability

Wave solder capable to 265°C

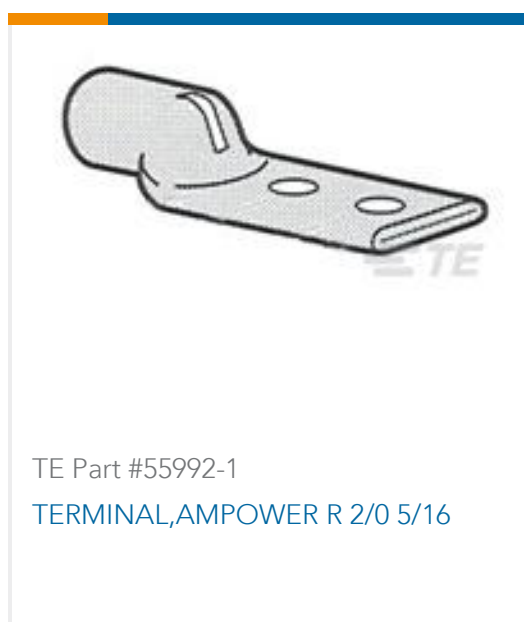
Product Compliance Disclaimer

This information is provided based on reasonable inquiry of our suppliers and represents our current actual knowledge based on the information they provided. This information is subject to change. The part numbers that TE has identified as EU RoHS compliant have a maximum concentration of 0.1% by weight in homogenous materials for lead, hexavalent chromium, mercury, PBB, PBDE, DBP, BBP, DEHP, DIBP, and 0.01% for cadmium, or qualify for an exemption to these limits as defined in the Annexes of Directive 2011/65/EU (RoHS2). Finished electrical and electronic equipment products will be CE marked as required by Directive 2011/65/EU. Components may not be CE marked. Additionally, the part numbers that TE has identified as EU ELV compliant have a maximum concentration of 0.1% by weight in homogenous materials for lead, hexavalent chromium, and mercury, and 0.01% for cadmium, or qualify for an exemption to these limits as defined in the Annexes of Directive 2000/53/EC (ELV). Regarding the REACH Regulations, TE's information on SVHC in articles for this part number is still based on the European Chemical Agency (ECHA) 'Guidance on requirements for substances in articles' (Version: 2, April 2011), applying the 0.1% weight on weight concentration threshold at the finished product level. TE is aware of the European Court of Justice ruling of September 10th, 2015 also known as O5A (Once An Article Always An Article) stating that, in case of 'complex object', the threshold for a SVHC must be applied to both the product as a whole and simultaneously to each of the articles forming part of its composition. TE has evaluated this ruling based on the new ECHA "Guidance on requirements for substances in articles" (June 2017, version 4.0) and will be updating its statements accordingly.

Customers Also Bought



TE Part #EC9833-000
ZHD-SCE-3.2-50-S1-4



TE Part #55992-1
TERMINAL,AMPOWER R 2/0 5/16



TE Part #1-1415543-5
RTE44110



TE Part #ASA158F12390235000
623 PLUG



TE Part #ZPF000000000205378
CONTACT MALE ANG.90, CAL20,
120MM2 - FXP



TE Part #ZPF000000000205388
CONTACT FEMALE CAL.20, M12 - FXP



TE Part #ZPF000000000205373
PLUG MALE ANG.90 CAL.20 - FXP



TE Part #YZ-KC-212751A-PY00
TOOL DISMOUNTING - FXP2

Documents

Product Drawings

MBXL R/A RCPT 3ACP+24S+5P

English



CAD Files

Customer View Model

[ENG_CVM_CVM_6450160-7_F1.2d_dxf.zip](#)

English

3D PDF

3D

Customer View Model

[ENG_CVM_CVM_6450160-7_F1.3d_igs.zip](#)

English

Customer View Model

[ENG_CVM_CVM_6450160-7_F1.3d_stp.zip](#)

English

By downloading the CAD file I accept and agree to the [Terms and Conditions](#) of use.

Datasheets & Catalog Pages

[2_PIECE_POWER_CONNECTORS_qrg_4-1773458-1](#)

English

Product Specifications

[Application Specification](#)

English