

640259-1 ✓ ACTIVE

AMP-IN

TE Internal #: 640259-1


PCB Terminals, Receptacle, 22 – 17 AWG Wire Size, .3 – 1 mm²

Wire Size, Crimp, Tin Plating, Copper, Reel, Terminates To Wire & Cable

[View on TE.com >](#)



Terminals & Splices > PCB Terminals



PCB Terminal Type: **Receptacle**

Mating Pin Diameter: **1.47 mm [.058 in]**

Wire Size: **.3 – 1 mm²**

Termination Method to Wire & Cable: **Crimp**

Features

Product Type Features

PCB Terminal Mounting Style	Stud Mount
-----------------------------	------------

Configuration Features

Stud Hole	No
Terminal Angle	180 °

Contact Features

Contact Plating Material	Tin
PCB Terminal Type	Receptacle
Mating Pin Diameter	1.47 mm [.058 in]
Terminal Plating Material	Tin
Contact Underplating Material	Copper
Terminal Size	Miniature
Terminal Orientation	Straight

Termination Features

Termination Method to Wire & Cable	Crimp
------------------------------------	-------



Product Terminates To

Wire & Cable

Mechanical Attachment

Wire Insulation Support

Without

Dimensions

Receptacle Terminal Stock Thickness

.25 mm[.01 in]

Wire Size

.3 – 1 mm²

Usage Conditions

Insulation Option

Uninsulated

Operating Temperature Range

-55 – 105 °C[-67 – 221 °F]

Packaging Features

Packaging Quantity

12500

Packaging Method

Reel

Other

Comment

Machine applied applicator required.

Product Compliance

[For compliance documentation, visit the product page on TE.com>](#)

EU RoHS Directive 2011/65/EU

Compliant

EU ELV Directive 2000/53/EC

Compliant

China RoHS 2 Directive MIIT Order No 32, 2016

No Restricted Materials Above Threshold

EU REACH Regulation (EC) No. 1907/2006

Current ECHA Candidate List: JUNE 2022 (224)
 Candidate List Declared Against: JAN 2022 (223)
 SVHC > Threshold:
 Not Yet Reviewed

Halogen Content

Low Halogen - Br, Cl, F, I < 900 ppm per homogenous material. Also BFR/CFR/PVC Free

Solder Process Capability











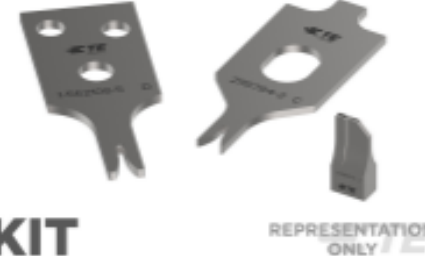
Not applicable for solder process capability

Product Compliance Disclaimer

This information is provided based on reasonable inquiry of our suppliers and represents our current actual knowledge based on the information they provided. This information is subject to change. The part numbers that TE has identified as EU RoHS compliant have a maximum concentration of 0.1% by weight in homogenous materials for lead, hexavalent chromium, mercury, PBB, PBDE, DBP, BBP, DEHP, DIBP, and 0.01% for cadmium, or qualify for an exemption to these limits as defined in the Annexes of Directive 2011/65/EU (RoHS2). Finished electrical and electronic equipment products will be CE marked as required by Directive 2011/65/EU. Components may not be CE marked. Additionally, the part

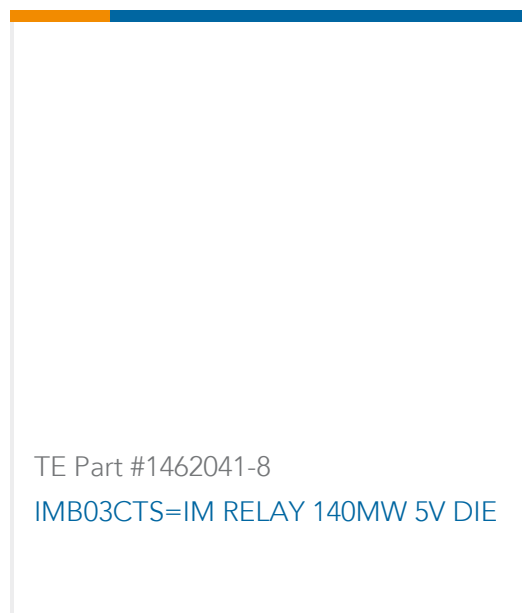
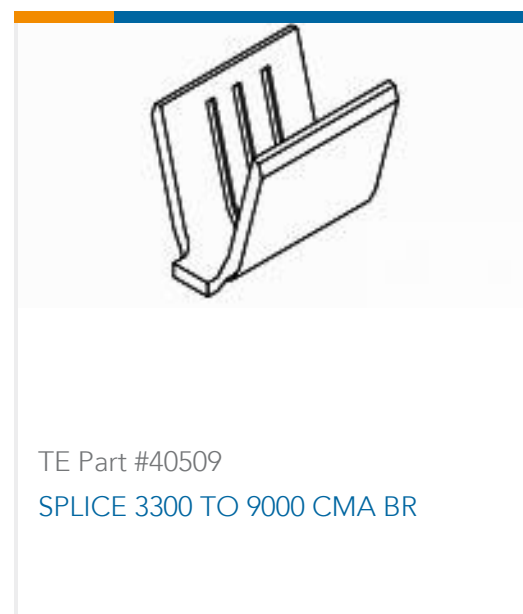
numbers that TE has identified as EU ELV compliant have a maximum concentration of 0.1% by weight in homogenous materials for lead, hexavalent chromium, and mercury, and 0.01% for cadmium, or qualify for an exemption to these limits as defined in the Annexes of Directive 2000/53/EC (ELV). Regarding the REACH Regulation, the information TE provides on SVHC in articles for this part number is based on the latest European Chemicals Agency (ECHA) 'Guidance on requirements for substances in articles' posted at this URL: <https://echa.europa.eu/guidance-documents/guidance-on-reach>

Compatible Parts

 <p>TE Part # 61323-2 058 R/A PIN REC 24-20 TPBECU</p>	 <p>TE Part # 2-2836431-1 OCEAN_2.0_Applicator-S-070F</p>	 <p>TE Part # 2-2836431-2 OCEAN_2.0_Applicator-S-070F</p>	 <p>TE Part # 2063857-1 CCII .058 DIA REC CONT 24-18 ASSY</p>
 <p>TE Part # 2836431-1 OCEAN_2.0_Applicator-S-070F</p>	 <p>TE Part # 2836431-2 OCEAN_2.0_Applicator-S-070F</p>	 <p>TE Part # 60804-3 RECPT .058 26-22 SN/BECU</p>	 <p>TE Part # 60939-2 .058 DIA RECPT SN/BECU</p>
 <p>TE Part # 7-2836431-1 OCEAN_2.0_Applicator-S-070F</p>	 <p>TE Part # 7-2836431-2 OCEAN_2.0_Applicator-S-070F</p>	 <p>KIT REPRESENTATION ONLY</p> <p>TE Part # 7-2836431-7 OCEAN_2.0_SPARE_PART_KIT-070F</p>	

Customers Also Bought

 <p>TE Part #166722-1 TANDEM SPR.REC.F</p>	 <p>TE Part #41456 RING TERMINAL 20-16 AWG TPBR</p>	 <p>TE Part #640051-1 RING TONGUE .164 18-14 AWG SST</p>	 <p>TE Part #42474-4 250 FASTON TAB 18-14 AWG TPBR</p>
---	--	---	---



Documents

Product Drawings

[058 PIN REC IS 18-22 010TPBECU](#)

English

CAD Files

Customer View Model

[ENG_CVM_640259-1_E.3d_igs.zip](#)

English

Customer View Model

[ENG_CVM_640259-1_E.3d_stp.zip](#)

English

Customer View Model

[ENG_CVM_640259-1_E.2d_dxf.zip](#)

English

3D PDF

English

3D PDF

3D

Customer View Model

[ENG_CVM_CVM_640259-1_L.2d_dxf.zip](#)

English

Customer View Model

[ENG_CVM_CVM_640259-1_L.3d_igs.zip](#)

English

Customer View Model

[ENG_CVM_CVM_640259-1_L.3d_stp.zip](#)

English



By downloading the CAD file I accept and agree to the [Terms and Conditions](#) of use.

Datasheets & Catalog Pages

PRINTED CIRCUIT BOARD TERMINALS AND DISCONNECTS

English

Product Specifications

Application Specification

English

Product Environmental Compliance

Product Compliance

English

Product Compliance

English

Instruction Sheets

Instruction Sheet (U.S.)

Japanese

Instruction Sheet (U.S.)

English

Insertion/Extraction Tool

English