

61498-2 ✓ ACTIVE

TE Internal #: 61498-2

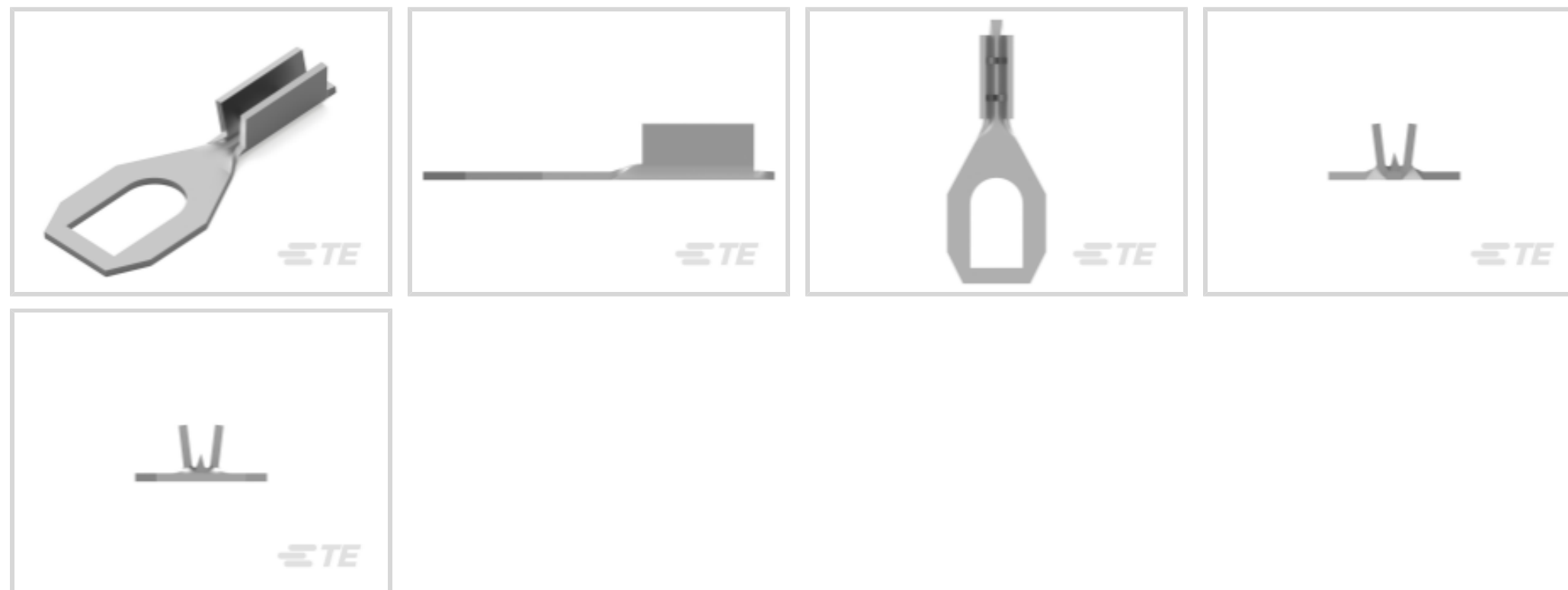
Ring Terminals & Spade Terminals, Spade Tongue, 28 – 22 AWG

Wire Size, .08 – .4 mm<sup>2</sup> Wire Size, 160 – 642 CMA Wire Size, Stud Size M3 / #5

[View on TE.com >](#)



Terminals & Splices > Ring Terminals & Spade Terminals



Ring & Spade Terminal Type: **Spade Tongue**

Wire Size: **160 – 642 CMA**

Stud Size: **#5, M3**

## Features

### Product Type Features

Shape Description	Square Spade
Stud Size	#5, M3
Sealable	No
Compatible With Discrete Wire Type	Stranded
Wire Insulation Support Retention Type	Insulation Piercing

### Configuration Features

Terminal Angle	180 °
----------------	-------

### Contact Features

Contact Base Material	Brass
Ring & Spade Terminal Type	Spade Tongue
Barrel Type	Open
Terminal Orientation	Straight
Terminal Plating Material	Tin
Contact Underplating Material	None

### Mechanical Attachment

Wire Insulation Support	With
-------------------------	------

### Dimensions

	.035 in
Wire Size	160 – 642 CMA
Stud Diameter	3.18 mm[.125 in]
Tongue Thickness	.41 mm[.016 in]
Overall Product Length	14.73 mm[.58 in]
Barrel Inside Diameter	.89 mm[.035 in]
Accepts Wire Insulation Diameter (Max)	1.02 mm[.04 in]
Accepts Wire Insulation Diameter Range	.89 – 1.02 mm[.035 – .04 in]

### Usage Conditions

Insulation Option	Uninsulated
Operating Temperature Range	-40 – 110 °C[-40 – 230 °F]

### Operation/Application

Compatible With Wire Base Material	Copper
Heavy Duty	No

### Industry Standards

Government Qualified	No
----------------------	----

### Packaging Features

Packaging Quantity	28000
Packaging Method	Strip/Reel

### Product Compliance

[For compliance documentation, visit the product page on TE.com>](#)

EU RoHS Directive 2011/65/EU	Compliant
EU ELV Directive 2000/53/EC	Compliant
China RoHS 2 Directive MIIT Order No 32, 2016	No Restricted Materials Above Threshold
EU REACH Regulation (EC) No. 1907/2006	Current ECHA Candidate List: JUNE 2022 (224) Candidate List Declared Against: JAN 2022 (223) SVHC > Threshold: Not Yet Reviewed
Halogen Content	Low Halogen - Br, Cl, F, I < 900 ppm per homogenous material. Also BFR/CFR/PVC Free

Solder Process Capability

Not applicable for solder process capability

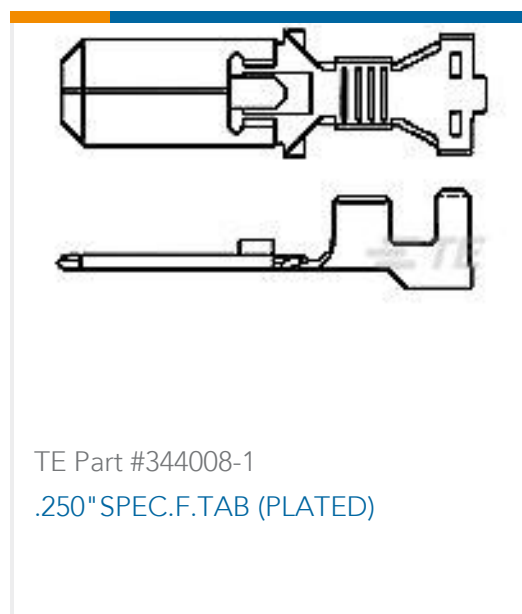
## Product Compliance Disclaimer

This information is provided based on reasonable inquiry of our suppliers and represents our current actual knowledge based on the information they provided. This information is subject to change. The part numbers that TE has identified as EU RoHS compliant have a maximum concentration of 0.1% by weight in homogenous materials for lead, hexavalent chromium, mercury, PBB, PBDE, DBP, BBP, DEHP, DIBP, and 0.01% for cadmium, or qualify for an exemption to these limits as defined in the Annexes of Directive 2011/65/EU (RoHS2). Finished electrical and electronic equipment products will be CE marked as required by Directive 2011/65/EU. Components may not be CE marked. Additionally, the part numbers that TE has identified as EU ELV compliant have a maximum concentration of 0.1% by weight in homogenous materials for lead, hexavalent chromium, and mercury, and 0.01% for cadmium, or qualify for an exemption to these limits as defined in the Annexes of Directive 2000/53/EC (ELV). Regarding the REACH Regulation, the information TE provides on SVHC in articles for this part number is based on the latest European Chemicals Agency (ECHA) 'Guidance on requirements for substances in articles' posted at this URL: <https://echa.europa.eu/guidance-documents/guidance-on-reach>

## Compatible Parts



## Customers Also Bought



TE Part #344008-1  
.250" SPEC.F.TAB (PLATED)



TE Part #3-1393789-7  
V23079A2003B301



TE Part #34141  
PG R 22-16 COMM 22-18 MIL 4



TE Part #34149  
PG R 22-16 COMM 22-18 MIL 10



TE Part #350502-2  
SPADE TERMINAL (ST) 28-22 AWG



TE Part #552082-1  
180 DEG COVER KIT 64 POS



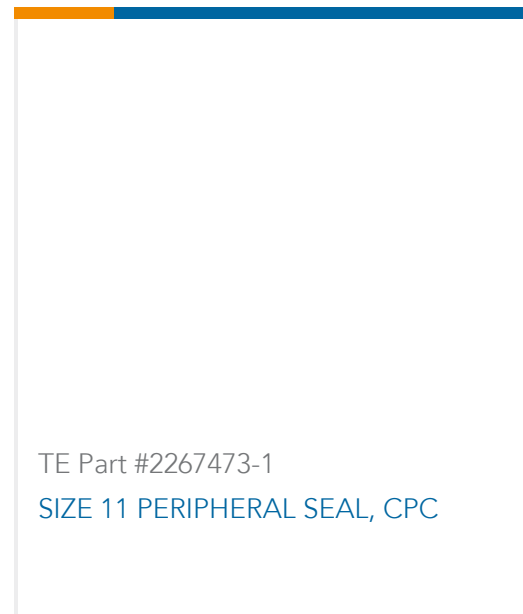
TE Part #2-552496-1  
90 DEG COVER KIT-64 POS BLK



TE Part #1-1393115-6  
KUIP-14D15-12=KU



TE Part #344075-1  
2 WAY TAB HSG.



TE Part #2267473-1  
SIZE 11 PERIPHERAL SEAL, CPC

## Documents

### Product Drawings

[SPADE 28-22 AWG .0157 X .310 TPBR](#)

English

### CAD Files

[3D PDF](#)

3D

Customer View Model

[ENG\\_CVM\\_CVM\\_61498-2\\_P.2d\\_dxf.zip](#)

English

Customer View Model

[ENG\\_CVM\\_CVM\\_61498-2\\_P.3d\\_igs.zip](#)

English

Customer View Model

[ENG\\_CVM\\_CVM\\_61498-2\\_P.3d\\_stp.zip](#)

English

By downloading the CAD file I accept and agree to the [Terms and Conditions](#) of use.

### Product Specifications



### Application Specification

English

---

### Agency Approvals

#### UL Report

English