

640456-5 ✓ ACTIVE



## MTA 100

TE Internal #: 640456-5

PCB Mount Header, Vertical, Wire-to-Board, 5 Position, .1 in [2.54 mm] Centerline, Partially Shrouded, Tin, Through Hole - Solder, Signal, MTA 100

[View on TE.com >](#)

Connectors > PCB Connectors > PCB Headers & Receptacles > Polyester Vertical PCB Header: 2.54mm, Unshrouded, No Mating Alignment



Connector System: **Wire-to-Board**

Number of Positions: **5**

Number of Rows: **1**

Centerline (Pitch): **2.54 mm [ .1 in ]**

PCB Mount Orientation: **Vertical**

[All Polyester Vertical PCB Header: 2.54mm, Unshrouded, No Mating Alignment \(332\)](#)

## Features

### Product Type Features

Connector System	Wire-to-Board
Header Type	Partially Shrouded
Sealable	No
Connector & Contact Terminates To	Printed Circuit Board
PCB Connector Assembly Type	PCB Mount Header

### Configuration Features

Number of Columns	5
Number of Positions	5
Number of Rows	1
PCB Mount Orientation	Vertical

### Electrical Characteristics

Operating Voltage	250 VAC
-------------------	---------



### Body Features

Primary Product Color	Natural
-----------------------	---------

### Contact Features

Contact Layout	Inline
Contact Mating Area Length	7.49 mm[.295 in]
Mating Square Post Dimension	.64 mm[.025 in]
PCB Contact Termination Area Plating Material Thickness	3.81 $\mu$ m[150 $\mu$ in]
Contact Underplating Material Thickness	1.27 $\mu$ m[50 $\mu$ in]
Contact Mating Area Plating Material Thickness	3.81 $\mu$ m[150 $\mu$ in]
PCB Contact Termination Area Plating Material Finish	Matte
Contact Shape & Form	Square
Contact Mating Area Plating Material Finish	Matte
Contact Underplating Material	Nickel
PCB Contact Termination Area Plating Material	Tin
Contact Base Material	Copper Alloy
Contact Mating Area Plating Material	Tin
Contact Type	Pin
Contact Current Rating (Max)	5 A

### Termination Features

Square Termination Post & Tail Dimension	.64 mm[.025 in]
Termination Post & Tail Length	3.56 mm[.14 in]
Termination Method to Printed Circuit Board	Through Hole - Solder

### Mechanical Attachment

Mating Alignment Type	Polarization
Mating Retention	With
Panel Mount Feature	Without
Mating Retention Type	Friction Lock
Connector Mounting Type	Board Mount
Mating Alignment	With
PCB Mount Alignment	Without
PCB Mount Retention	Without

### Housing Features

--	--



Housing Material	PBT
Centerline (Pitch)	2.54 mm[.1 in]

### Dimensions

Connector Length	12.7 mm[.5 in]
Connector Height	5.72 mm[.225 in]
Connector Width	10.79 mm[.425 in]
PCB Thickness (Recommended)	1.6 mm[.063 in]

### Usage Conditions

Operating Temperature Range	-55 – 105 °C[-67 – 221 °F]
-----------------------------	----------------------------

### Operation/Application

Circuit Application	Signal
---------------------	--------

### Industry Standards

CSA Rating	Certified
Agency/Standard	CSA, UL
Approved Standards	CSA LR7189, UL E28476
UL Flammability Rating	UL 94V-0

### Packaging Features

Packaging Quantity	2000
Packaging Type	Package

### Product Compliance

[For compliance documentation, visit the product page on TE.com>](#)

EU RoHS Directive 2011/65/EU	Compliant
EU ELV Directive 2000/53/EC	Compliant
China RoHS 2 Directive MIIT Order No 32, 2016	No Restricted Materials Above Threshold
EU REACH Regulation (EC) No. 1907/2006	Current ECHA Candidate List: JUNE 2022 (224) Candidate List Declared Against: JUNE 2022 (224) Does not contain REACH SVHC
Halogen Content	Not Low Halogen - contains Br or Cl > 900 ppm.
Solder Process Capability	Wave solder capable to 265°C

## Product Compliance Disclaimer

This information is provided based on reasonable inquiry of our suppliers and represents our current actual knowledge based on the information they provided. This information is subject to change. The part numbers that TE has identified as EU RoHS compliant have a maximum concentration of 0.1% by weight in homogenous materials for lead, hexavalent chromium, mercury, PBB, PBDE, DBP, BBP, DEHP, DIBP, and 0.01% for cadmium, or qualify for an exemption to these limits as defined in the Annexes of Directive 2011/65/EU (RoHS2). Finished electrical and electronic equipment products will be CE marked as required by Directive 2011/65/EU. Components may not be CE marked. Additionally, the part numbers that TE has identified as EU ELV compliant have a maximum concentration of 0.1% by weight in homogenous materials for lead, hexavalent chromium, and mercury, and 0.01% for cadmium, or qualify for an exemption to these limits as defined in the Annexes of Directive 2000/53/EC (ELV). Regarding the REACH Regulation, the information TE provides on SVHC in articles for this part number is based on the latest European Chemicals Agency (ECHA) 'Guidance on requirements for substances in articles' posted at this URL: <https://echa.europa.eu/guidance-documents/guidance-on-reach>

## Compatible Parts



TE Part # CAT-104MTA-PLSCC  
Polyester PCB Connector Covers: 2.54 mm, MTA 100



TE Part # CAT-104MTA-NYLCC  
Nylon PCB Connector Covers: 2.54 mm, MTA 100



TE Part # 1375820-5  
CST-100 II HOUSING 5 POS



TE Part # 3-641536-5  
05P MTA100 CONN ASSY 26AWG

## Also in the Series | MTA 100




Insertion & Extraction Tools(2)



PCB Connector Covers(107)




PCB Connector Keying(1)



PCB Headers & Receptacles(1182)



Standard Rectangular Connectors  
(1718)



Wire-to-Board Connector Assemblies  
& Housings(1)




Wire-to-Board Connector Contacts(18)

## Customers Also Bought



TE Part #640456-8  
Polyester Vertical PCB Header: 2.54 mm, Unshrouded, No Mating Alignment



TE Part #1-102567-1  
20 MODII 2PC HDR DR SHRD .100



TE Part #218390-000  
55A0816-22-9



TE Part #2-535512-3  
32 MODII HORZ DR CE EESS .100



TE Part #2298196-3  
MTA-100 HEADER ASSEMBLY



TE Part #749721-5  
50 50SR VERT RCPT ASSY



TE Part #1-102692-5  
16 MODII 2PC HDR DR SHRD

## Documents

### Product Drawings

[05P MTA100 HDR ASSY F/L SQ STR](#)

English

### CAD Files

Customer View Model

[ENG\\_CVM\\_CVM\\_640456-5\\_AA.2d\\_dxf.zip](#)

English

[3D PDF](#)

3D

Customer View Model

[ENG\\_CVM\\_CVM\\_640456-5\\_AA.3d\\_igs.zip](#)

English

Customer View Model

[ENG\\_CVM\\_CVM\\_640456-5\\_AA.3d\\_stp.zip](#)

English

By downloading the CAD file I accept and agree to the [Terms and Conditions](#) of use.

### Datasheets & Catalog Pages

[MTA, CST-100 II, SL-156 and AMP Economy Power \(EP\) Connectors](#)

English

### Product Environmental Compliance

[MD\\_640456-5\\_11262018341\\_dmtec](#)

English

[MD\\_640456-5\\_11262018341\\_dmtec](#)

English

640456-5

PCB Mount Header, Vertical, Wire-to-Board, 5 Position, .1 in [2.54 mm] Centerline,  
Partially Shrouded, Tin, Through Hole - Solder, Signal, MTA 100



## Agency Approvals

UL

English