

63458-1 ✓ ACTIVE

## MAG-MATE

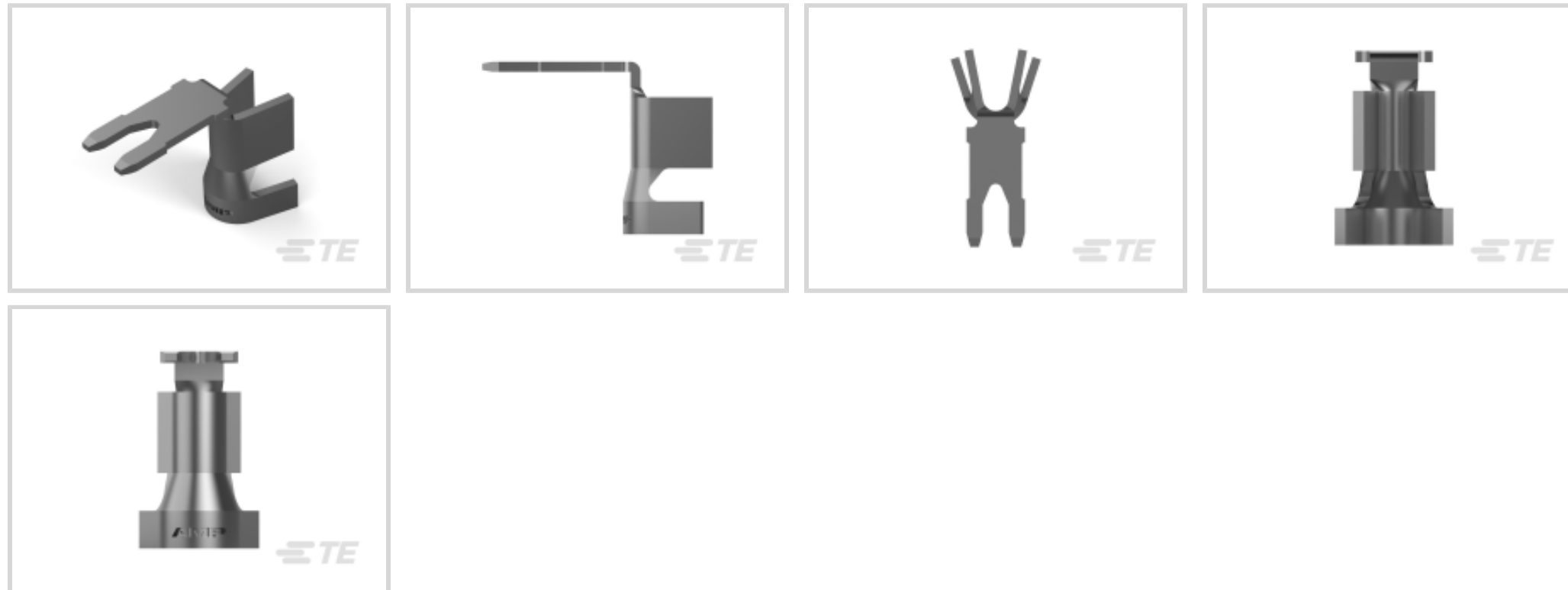
TE Internal #: 63458-1

Magnet Wire Terminals, Poke-In, Lead Wire Size 18 – 14 AWG,  
Lead Wire Size .8 – 2 mm<sup>2</sup>, Crimp / Insulation Displacement (IDC),  
MAG-MATE

[View on TE.com >](#)



Terminals & Splices > Magnet Wire Terminals



Magnet Wire Terminal Type: **Poke-In**

Accepts Wire Insulation Diameter (Max): **3.56 mm [ .14 in ]**

Accepts Wire Insulation Diameter Range: **2.29 – 3.56 mm [ .09 – .14 in ]**

Lead Wire Size: **.8 – 2 mm<sup>2</sup>**

### Features

#### Product Type Features

Compatible With Discrete Wire Type	Magnet Wire, Solid
Sealable	No

#### Contact Features

Magnet Wire Terminal Type	Poke-In
Terminal Plating Material	Tin
Terminal Orientation	Flag

#### Termination Features

Termination Method to Wire & Cable	Crimp, Insulation Displacement (IDC)
Crimp Area Length	3.05 mm[.12 in]

#### Mechanical Attachment

Wire Insulation Support	With
-------------------------	------

#### Dimensions

Terminal Height	8.13 mm[.32 in]
Accepts Wire Insulation Diameter (Max)	3.56 mm[.14 in]



Accepts Wire Insulation Diameter Range	2.29 – 3.56 mm [.09 – .14 in]
Lead Wire Size	.8 – 2 mm <sup>2</sup>
Stock Thickness (Magnet Wire Side)	.51 mm [.02 in]
Overall Product Length	12.95 mm [.51 in]

### Usage Conditions

Insulation Option	Uninsulated
-------------------	-------------

### Operation/Application

Compatible With Wire Base Material	Copper
------------------------------------	--------

### Packaging Features

Packaging Method	Reel, Reel/Carton
------------------	-------------------

## Product Compliance

[For compliance documentation, visit the product page on TE.com>](#)

EU RoHS Directive 2011/65/EU	Compliant
EU ELV Directive 2000/53/EC	Compliant
China RoHS 2 Directive MIIT Order No 32, 2016	No Restricted Materials Above Threshold
EU REACH Regulation (EC) No. 1907/2006	Current ECHA Candidate List: JUNE 2022 (224) Candidate List Declared Against: JAN 2022 (223) SVHC > Threshold: Not Yet Reviewed
Halogen Content	Low Halogen - Br, Cl, F, I < 900 ppm per homogenous material. Also BFR/CFR/PVC Free
Solder Process Capability	Not applicable for solder process capability

#### Product Compliance Disclaimer

This information is provided based on reasonable inquiry of our suppliers and represents our current actual knowledge based on the information they provided. This information is subject to change. The part numbers that TE has identified as EU RoHS compliant have a maximum concentration of 0.1% by weight in homogenous materials for lead, hexavalent chromium, mercury, PBB, PBDE, DBP, BBP, DEHP, DIBP, and 0.01% for cadmium, or qualify for an exemption to these limits as defined in the Annexes of Directive 2011/65/EU (RoHS2). Finished electrical and electronic equipment products will be CE marked as required by Directive 2011/65/EU. Components may not be CE marked. Additionally, the part numbers that TE has identified as EU ELV compliant have a maximum concentration of 0.1% by weight in homogenous materials for lead, hexavalent chromium, and mercury, and 0.01% for cadmium, or qualify for an exemption to these limits as defined in the Annexes of Directive 2000/53/EC (ELV). Regarding the REACH Regulation, the information TE provides on SVHC in articles for this part number is based on the latest European Chemicals Agency (ECHA) 'Guidance on requirements for substances in articles' posted at this URL: <https://echa.europa.eu/guidance-documents/guidance-on-reach>

## Compatible Parts



TE Part # 63775-1  
TAB, MAG-MATE POKE-IN TPBR



TE Part # 63218-1  
MAG-MATE POKE-IN TAB 018PTPBR



TE Part # 63364-1  
MAG-MATE TAB 22-18 018PTPBR



TE Part # 63397-1  
MAG-MATE POKE-IN TAB 0198 TPBR



TE Part # 63410-1  
MAG-MATE POKE IN TAB .020PTPBR



TE Part # 1599986-1  
MAG MATE POKE-IN DUAL TAB



TE Part # 2-2151530-2  
OCEAN-2.0-APPLICATOR-S-110F180F



TE Part # 2151530-2  
OCEAN-2.0-APPLICATOR-S-110F180F



TE Part # 2238281-1  
MAG-MATE POKE-IN TAB 020 PTPBR




TE Part # 7-2151530-2  
OCEAN-2.0-APPLICATOR-S-110F180F



TE Part # 7-2151530-7  
OCEAN\_2.0\_SPARE\_PART\_KIT-110F180F


## Also in the Series | MAG-MATE



Insertion & Extraction Tools(8)



Magnet Wire Terminals(464)



PCB Terminals(1)

## Customers Also Bought



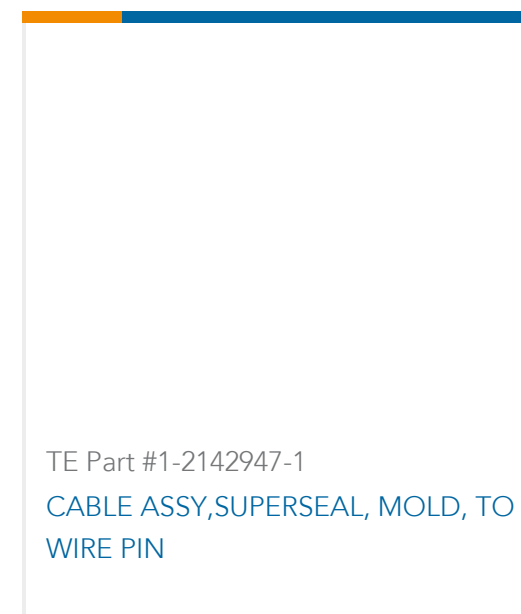
TE Part #3-1376392-5  
5MM POWER KEY 4P PLUG 2ROW YEL



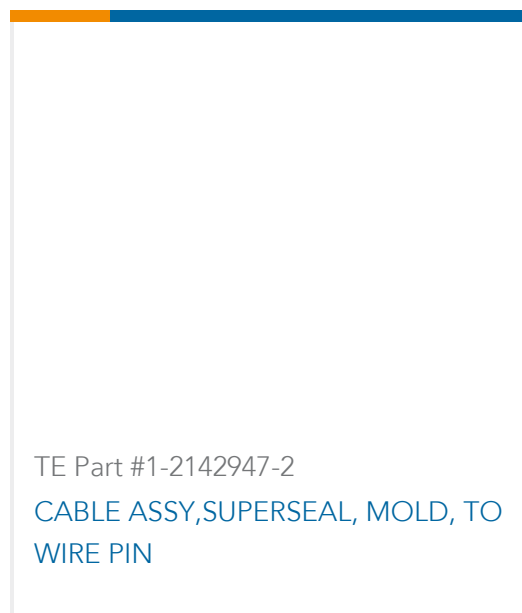
TE Part #3-1971906-3  
HEADER ASSY 6POS,KEYING-C,NEW GIC3.3



TE Part #2-1956164-7  
RY900147R (RY211024R)



TE Part #1-2142947-1  
CABLE ASSY,SUPERSEAL, MOLD, TO WIRE PIN



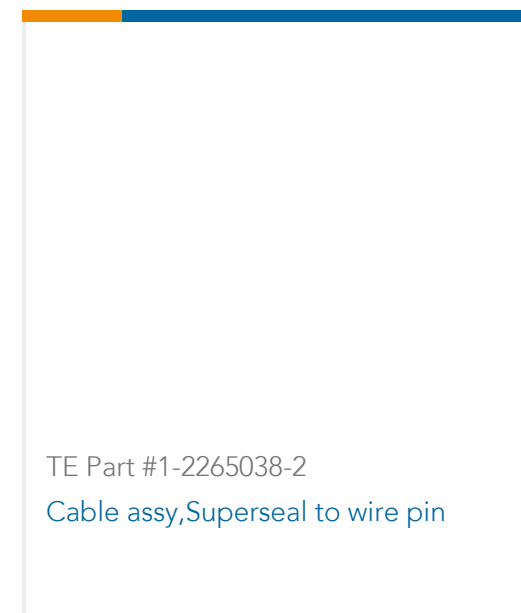
TE Part #1-2142947-2  
CABLE ASSY,SUPERSEAL, MOLD, TO WIRE PIN



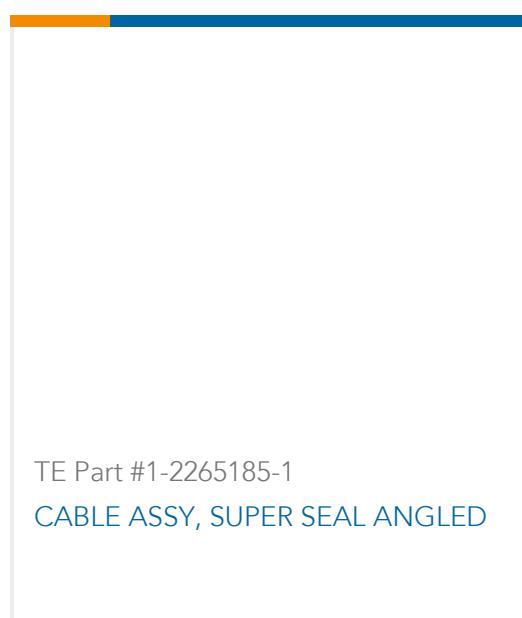
TE Part #1-2265037-1  
Cable assy, MiniSuperseal to wire pin



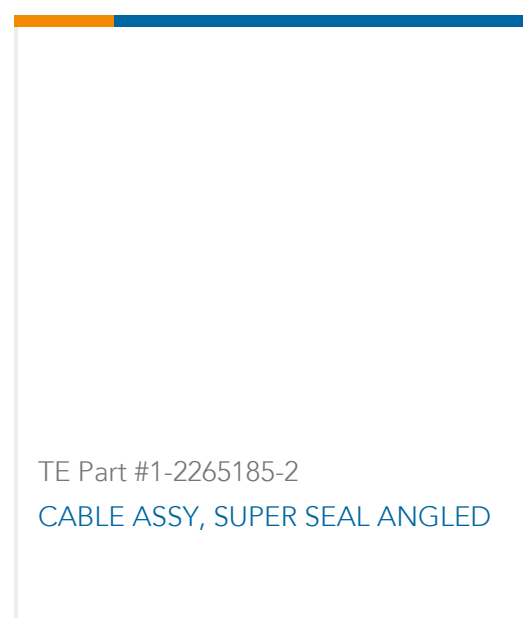
TE Part #1-2265037-2  
Cable assy, MiniSuperseal to wire pin



TE Part #1-2265038-2  
Cable assy,Superseal to wire pin



TE Part #1-2265185-1  
CABLE ASSY, SUPER SEAL ANGLED



TE Part #1-2265185-2  
CABLE ASSY, SUPER SEAL ANGLED

## Documents

### Product Drawings

[MAG-MATE POKE-IN TAB 020 PTPBR](#)

English

### CAD Files

[3D PDF](#)

3D

Customer View Model

[ENG\\_CVM\\_CVM\\_63458-1\\_S.2d\\_dxf.zip](#)

English

Customer View Model

[ENG\\_CVM\\_CVM\\_63458-1\\_S.3d\\_igs.zip](#)

English

Customer View Model

[ENG\\_CVM\\_CVM\\_63458-1\\_S.3d\\_stp.zip](#)

English

By downloading the CAD file I accept and agree to the [Terms and Conditions](#) of use.

### Datasheets & Catalog Pages



## Magnet Wire Terminals & Splices

English

---

## Product Specifications

### Application Specification

English

---

## Product Environmental Compliance

[MD\\_63458-1\\_12282017734\\_dmtec](#)

English

[MD\\_63458-1\\_12282017734\\_dmtec](#)

English