

5499786-9 ✓ ACTIVE



AMP-LATCH | AMP-LATCH Universal Headers

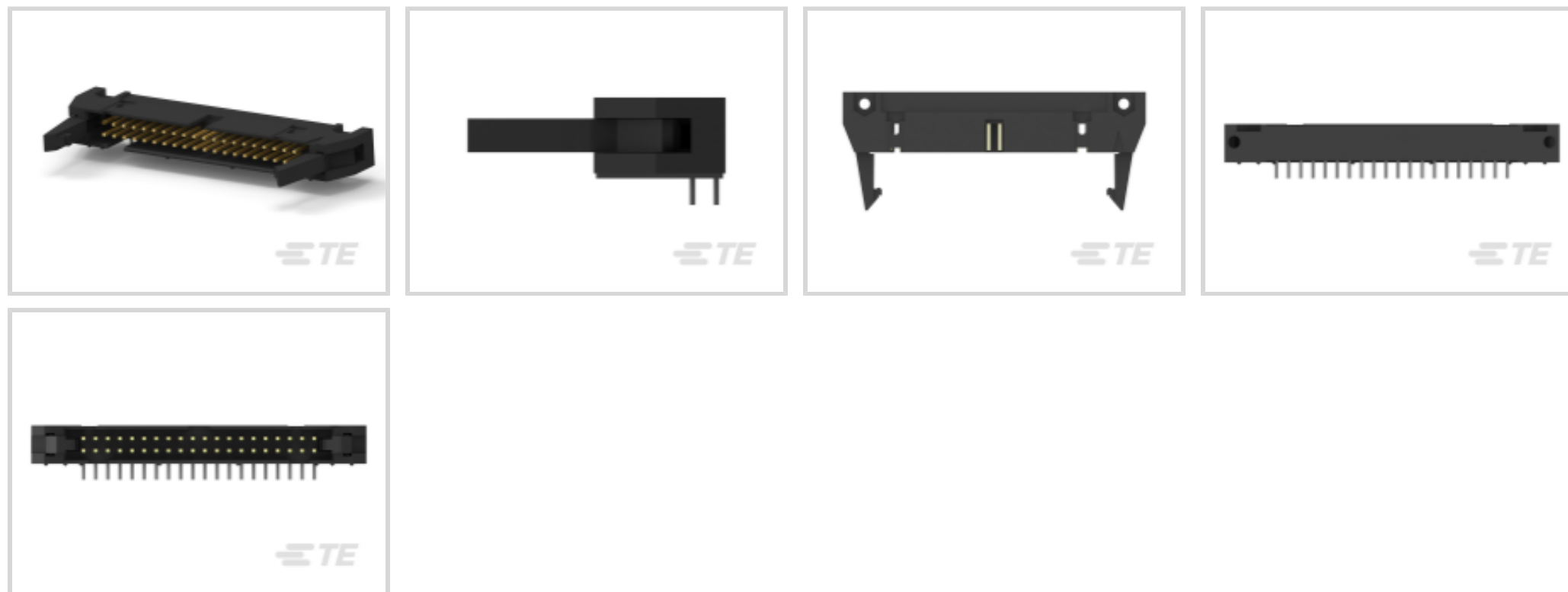
TE Internal #: 5499786-9

Ribbon Cable Connectors, Wire-to-Board, 40 Position, .1 in [2.54 mm] Centerline, Right Angle, Through Hole - Solder, AMP-LATCH Universal Headers

[View on TE.com >](#)

Connectors > PCB Connectors > Wire-to-Board Connectors > FFC, FPC & Ribbon Connectors > Ribbon Cable Connectors >

AMP-LATCH UNIVERSAL HEADERS



Connector System: **Wire-to-Board**

Number of Positions: **40**

Centerline (Pitch): **2.54 mm [.1 in]**

PCB Mount Retention: **Without**

PCB Mount Retention Type: **Mounting Ears**

[All AMP-LATCH UNIVERSAL HEADERS \(525\)](#)

Features

Product Type Features

Connector Type	Header
Ribbon Cable Connector Header Type	Universal Ejection Pin Headers
Connector Mating Latch & Lock Type	Long
Connector Product Type	Connector Assembly
Connector System	Wire-to-Board
Connector & Housing Type	Plug
Connector & Contact Terminates To	Printed Circuit Board

Configuration Features

Number of Positions	40
PCB Mount Orientation	Right Angle
Number of Rows	2

Electrical Characteristics



Insulation Resistance	5000 MΩ
Operating Voltage	250 VAC

Body Features

Connector Profile	Standard
-------------------	----------

Contact Features

Mating Square Post Dimension	.64 mm[.025 in]
PCB Contact Termination Area Plating Material Thickness	2.54 μm[100 μin]
Contact Type	Pin
	15 μin
Contact Mating Area Plating Material	Gold, Gold Flash
Contact Shape & Form	Square
Contact Underplating Material	Nickel, Palladium Nickel
PCB Contact Termination Area Plating Material	Tin
Contact Base Material	Brass
Contact Current Rating (Max)	1 A

Termination Features

Round Termination Post & Tail Diameter	.64 mm[.025 in]
Termination Post & Tail Length	2.79 mm[.11 in]
Termination Method to Printed Circuit Board	Through Hole - Solder

Mechanical Attachment

Mating Alignment	With
PCB Mount Alignment	Without
Panel Mount Feature	Without
PCB Mount Retention	Without
PCB Mount Retention Type	Mounting Ears
Mating Alignment Type	Center, Dual Polarizing Bar
Mating Retention	With
Mating Retention Type	Ejection Latch
Connector Mounting Type	Board Mount

Housing Features

Housing Material	Glass Filled Nylon/Polyester
Housing Color	Black



Centerline (Pitch)	2.54 mm[.1 in]
--------------------	----------------

Dimensions

Shrouded End Dimension	3.81 mm[.15 in]
------------------------	-----------------

2.76 in

Connector Height	13.94 mm[.549 in]
------------------	-------------------

PCB Thickness (Recommended)	1.57 mm[.062 in]
-----------------------------	------------------

Row-to-Row Spacing	2.54 mm[.1 in]
--------------------	----------------

Usage Conditions

Housing Temperature Rating	Standard
----------------------------	----------

Operating Temperature Range	-65 – 105 °C[-85 – 221 °F]
-----------------------------	----------------------------

Operation/Application

Circuit Application	Signal
---------------------	--------

Industry Standards

UL Flammability Rating	UL 94V-0
------------------------	----------

Packaging Features

Packaging Quantity	56
--------------------	----

Packaging Method	Tray
------------------	------

Product Compliance

[For compliance documentation, visit the product page on TE.com>](#)

EU RoHS Directive 2011/65/EU	Compliant
------------------------------	-----------

EU ELV Directive 2000/53/EC	Compliant
-----------------------------	-----------

China RoHS 2 Directive MIIT Order No 32, 2016	No Restricted Materials Above Threshold
---	---

EU REACH Regulation (EC) No. 1907/2006	Current ECHA Candidate List: JUNE 2022 (224) Candidate List Declared Against: JUNE 2022 (224) Does not contain REACH SVHC
--	---

Halogen Content	Not Low Halogen - contains Br or Cl > 900 ppm.
-----------------	--

Solder Process Capability	Wave solder capable to 265°C
---------------------------	------------------------------

Product Compliance Disclaimer

This information is provided based on reasonable inquiry of our suppliers and represents our current actual knowledge based on the information they provided. This information is subject to change. The part numbers that TE has identified as EU RoHS compliant have a maximum concentration of 0.1% by weight in homogenous materials for lead, hexavalent

chromium, mercury, PBB, PBDE, DBP, BBP, DEHP, DIBP, and 0.01% for cadmium, or qualify for an exemption to these limits as defined in the Annexes of Directive 2011/65/EU (RoHS2). Finished electrical and electronic equipment products will be CE marked as required by Directive 2011/65/EU. Components may not be CE marked. Additionally, the part numbers that TE has identified as EU ELV compliant have a maximum concentration of 0.1% by weight in homogenous materials for lead, hexavalent chromium, and mercury, and 0.01% for cadmium, or qualify for an exemption to these limits as defined in the Annexes of Directive 2000/53/EC (ELV). Regarding the REACH Regulation, the information TE provides on SVHC in articles for this part number is based on the latest European Chemicals Agency (ECHA) 'Guidance on requirements for substances in articles' posted at this URL: <https://echa.europa.eu/guidance-documents/guidance-on-reach>

Compatible Parts

 <p>TE Part # 499252-1 040 STRAIN RELIEF A-L RCPT</p>	 <p>TE Part # 1-1658527-3 622-4041LF FEM SOCKET, LEAD FREE</p>	 <p>TE Part # 1658622-9 40 NOVO MIL/CTR 30DP, LEAD FREE</p>	 <p>TE Part # 1658620-9 40 NOVO MIL 15DP, LEAD FREE</p>
 <p>TE Part # 1658621-9 40 NOVO MIL/CTR 15DP, LEAD FREE</p>	 <p>TE Part # 1658623-9 40 NOVO MIL 30DP, LEAD FREE</p>	 <p>TE Part # 2-1658526-0 609-4030LF FEM SOCKET, LEAD FREE</p>	 <p>TE Part # 2-1658526-1 609-4041LF FEM SOCKET, LEAD FREE</p>
 <p>TE Part # 1-1658528-9 636-4041LF=FEM SKT BLD POL S/R</p>	 <p>TE Part # 1658624-9 40 NOVO DUAL 30DP, LEAD FREE</p>	 <p>TE Part # CAT-AM71-A85022 Female Socket Connectors: Strain Relief</p>	 <p>TE Part # 102320-1 UNIVERSAL HEADER LATCH</p>
 <p>TE Part # 1-1658527-2 622-4030LF FEM SOCKET, LEAD FREE</p>			

Also in the Series | **AMP-LATCH Universal Headers**


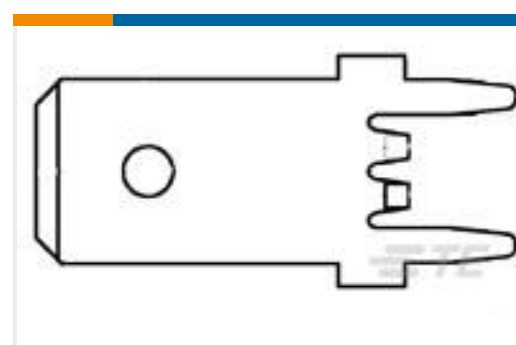


Ribbon Cable Connectors(525)



Ribbon Connector Accessories(13)

Customers Also Bought

TE Part #2-5747706-0
09 RCPT SP/FMS BRDLKTE Part #5050871-8
SOCKET,MIN-SPR SN SER-5TE Part #7-534206-0
40 MODII VRT DR CE 100/115TE Part #1-5103308-0
A/L LOW PRO HDR 50P VERT BLACKTE Part #794120-1
02P CMNL PC HDR ASSY RATE Part #5-520314-7
TRIOMATE ASSY H 7P L=2.54 LDFRTE Part #1217169-1
250 FASTON,PCB TAB,TCBRTE Part #8-2176376-9
RQ 0805 102K 0.1% 10PPM 1K RLTE Part #414244-4
75 OHM SMB PCB VERT JACK

Documents

Product Drawings

[A/L UNIV HDR 40P RA LG LAT](#)

English

CAD Files

[3D PDF](#)

3D

[Customer View Model](#)

[ENG_CVM_CVM_5499786-9_B.2d_dxf.zip](#)



English

Customer View Model

[ENG_CVM_CVM_5499786-9_B.3d_igs.zip](#)

English

Customer View Model

[ENG_CVM_CVM_5499786-9_B.3d_stp.zip](#)

English

By downloading the CAD file I accept and agree to the [Terms and Conditions](#) of use.

Datasheets & Catalog Pages

[Ribbon Cable Interconnect Solutions](#)

English

Product Specifications

[Product Specification](#)

English

Product Environmental Compliance

[TE Material Declaration](#)

English