

4

3

2

1

THIS DRAWING IS UNPUBLISHED.

RELEASED FOR PUBLICATION

,18

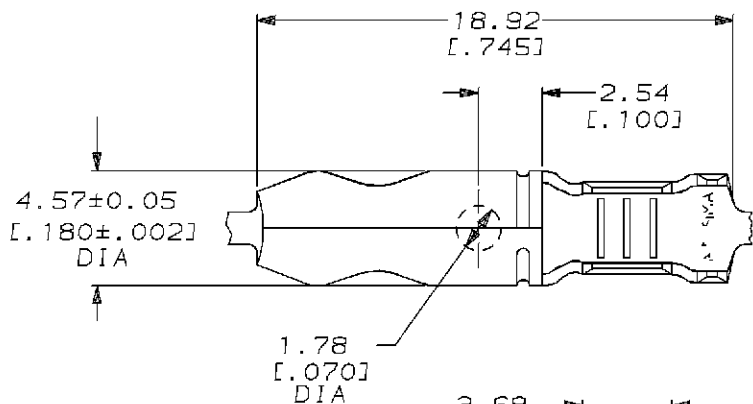
© COPYRIGHT 19

BY AMP INCORPORATED. ALL RIGHTS RESERVED.

LOC AF DIST 50

REVISIONS

P	LTR	DESCRIPTION	DATE	DWN	APVD
L		REDRAWN PER 0L10-0053-96	11/NOV/96	PF	GY



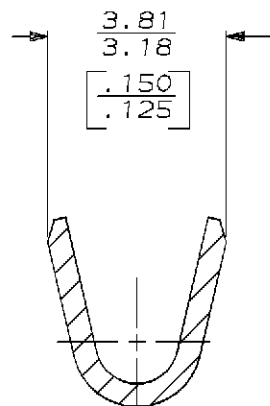
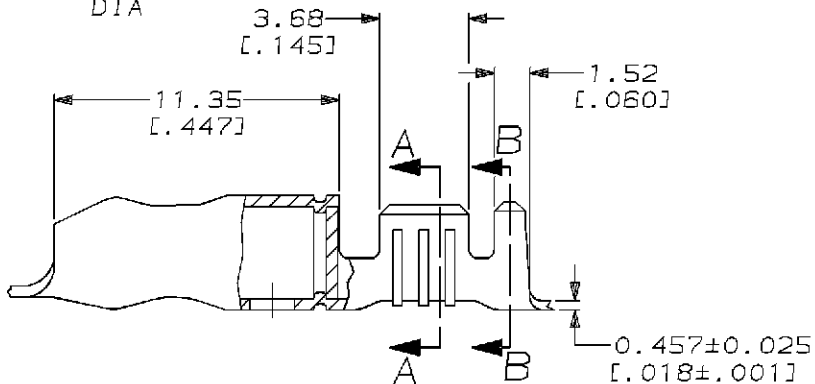
1 CONTINUOUS STRIP ON REEL.



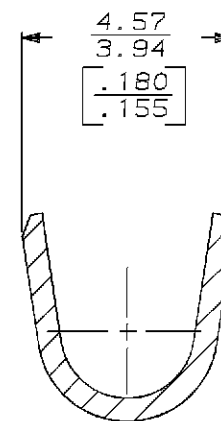
0.002032 [.000080] MIN TIN PER MIL-T-10727.



0.002032 [.000080] MIN TIN PER MIL-T-10727 OVER 0.00127 [.000050] MIN NICKEL UNDERPLATE PER QQ-N-290.



SECTION A-A
SCALE 10:1



SECTION B-B
SCALE 10:1

	2.29-3.18 DIA	[18-14] AWG	60793-3
	[.090-.125]		60793-1
FINISH	INSULATION RANGE	WIRE RANGE	PART NUMBER
THIS DRAWING IS A CONTROLLED DOCUMENT.		DWN PHILLIP M FORTNEY 11/NOV/96 CHK JEFF R RUTH 11/NOV/96 APVD GARY YETTER 11/NOV/96	AMP Incorporated Harrisburg, PA 17105-3608
DIMENSIONS mm [inches]	TOLERANCES UNLESS OTHERWISE SPECIFIED.	PRODUCT SPEC	NAME
	0 PLC ±- 1 PLC ±- 2 PLC ±0.25 [.010] 3 PLC ±- 4 PLC ±- ANGLES ±-	APPLICATION SPEC	SHUR PLUG, 4.57 [.180] DIA
MATERIAL 081 BRASS	FINISH SEE TABLE	WEIGHT -	SIZE A3 CAGE CODE 00779 DRAWING NO C-60793 RESTRICTED TO
CUSTOMER DRAWING			SCALE 5:1 SHEET 1 OF 1 REV L