



Connectors &gt; Power Connectors &gt; Power Contacts

Power Contact Type: **Contact**Contact Mating Area Plating Material: **Silver**Wire Size: **1.25 – 1.4 mm<sup>2</sup>, 2 – 3 mm<sup>2</sup>**Connector System: **Wire-to-Wire**

## Features

### Product Type Features

Power Contact Type	Contact
Connector System	Wire-to-Wire
Connector & Contact Terminates To	Wire & Cable

### Electrical Characteristics

Test Current	35 A
--------------	------

### Contact Features

Contact Mating Area Plating Material	Silver
Contact Current Rating (Max)	35 A
Contact Type	Tab
Mating Tab Width	5.84 mm[.23 in]
Mating Tab Thickness	2.67 mm[.105 in]
Contact Base Material	Copper
Contact Mating Area Plating Material Thickness	2.54 μm[100 μin]
Wire Contact Termination Area Plating Thickness	2.54 μm[100 μin]
Wire Contact Termination Area Plating Material	Silver
Wire Contact Termination Area Plating Material Finish	Bright
Contact Orientation	Right Angle
Contact Underplating Material	Copper

### Termination Features



Termination Method to Wire & Cable	Crimp
------------------------------------	-------

### Mechanical Attachment

Wire Insulation Support	With
-------------------------	------

### Dimensions

Wire Size	1.25 – 1.4 mm <sup>2</sup> , 2 – 3 mm <sup>2</sup>
-----------	--

Accepts Wire Insulation Diameter Range	3.43 – 4.06 mm [.135 – .16 in]
--	--------------------------------

### Usage Conditions

Operating Temperature Range	-40 – 85 °C [-40 – 185 °F]
-----------------------------	----------------------------

### Operation/Application

Circuit Application	Power
---------------------	-------

### Packaging Features

Packaging Method	Bag
------------------	-----

Packaging Quantity	100
--------------------	-----

### Other

Wire/Cable Type	Discrete Wire
-----------------	---------------

For Use With	CPC Connectors, G Series Connectors, M Series Connectors
--------------	--

Comment	Hand Tool No. 69710-1 uses Die Insert No. 90145-2 for 16 AWG and Die Insert No. 90145-1 for 14-12 AWG wire.
---------	---

### Product Compliance

[For compliance documentation, visit the product page on TE.com>](#)

EU RoHS Directive 2011/65/EU	Compliant
------------------------------	-----------

EU ELV Directive 2000/53/EC	Compliant
-----------------------------	-----------

China RoHS 2 Directive MIIT Order No 32, 2016	No Restricted Materials Above Threshold
---	---

EU REACH Regulation (EC) No. 1907/2006	Current ECHA Candidate List: JUNE 2022 (224) Candidate List Declared Against: JAN 2022 (223) SVHC > Threshold: Not Yet Reviewed
--	--

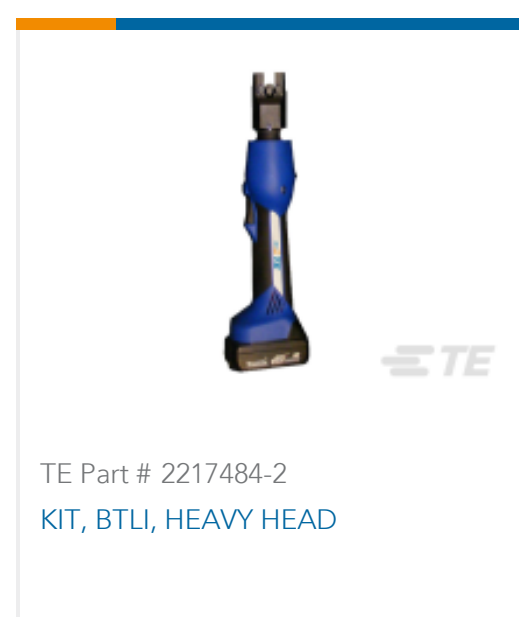

Halogen Content	Low Halogen - Br, Cl, F, I < 900 ppm per homogenous material. Also BFR/CFR/PVC Free
-----------------	---

Solder Process Capability	Not applicable for solder process capability
---------------------------	--

## Product Compliance Disclaimer


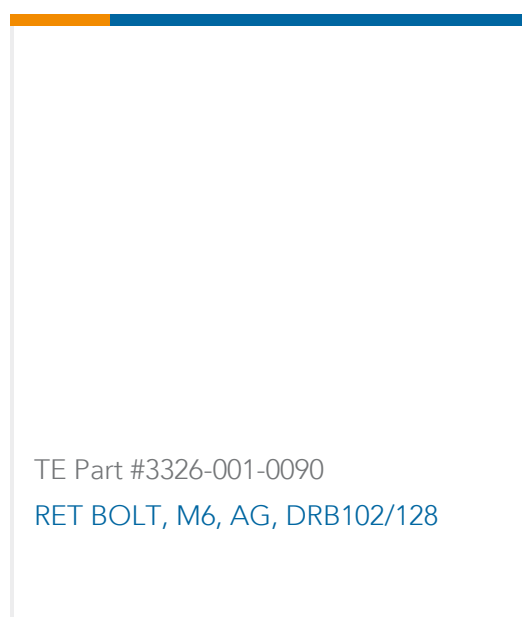
This information is provided based on reasonable inquiry of our suppliers and represents our current actual knowledge based on the information they provided. This information is subject to change. The part numbers that TE has identified as EU RoHS compliant have a maximum concentration of 0.1% by weight in homogenous materials for lead, hexavalent chromium, mercury, PBB, PBDE, DBP, BBP, DEHP, DIBP, and 0.01% for cadmium, or qualify for an exemption to these limits as defined in the Annexes of Directive 2011/65/EU (RoHS2). Finished electrical and electronic equipment products will be CE marked as required by Directive 2011/65/EU. Components may not be CE marked. Additionally, the part numbers that TE has identified as EU ELV compliant have a maximum concentration of 0.1% by weight in homogenous materials for lead, hexavalent chromium, and mercury, and 0.01% for cadmium, or qualify for an exemption to these limits as defined in the Annexes of Directive 2000/53/EC (ELV). Regarding the REACH Regulation, the information TE provides on SVHC in articles for this part number is based on the latest European Chemicals Agency (ECHA) 'Guidance on requirements for substances in articles' posted at this URL: <https://echa.europa.eu/guidance-documents/guidance-on-reach>

## Compatible Parts





## Customers Also Bought



## Documents

### Product Drawings

#### MALE CONTACT ASSY. (L.P.)

English

### CAD Files

#### Customer View Model

[ENG\\_CVM\\_66261-4\\_Y.3d\\_igs.zip](#)

English

#### Customer View Model

[ENG\\_CVM\\_66261-4\\_Y.3d\\_stp.zip](#)

English

#### Customer View Model

[ENG\\_CVM\\_66261-4\\_Y.2d\\_dxf.zip](#)

English

### 3D PDF

English

By downloading the CAD file I accept and agree to the [Terms and Conditions](#) of use.



### Datasheets & Catalog Pages

[AMP Circular Connectors for Commercial Signal & Power Applications](#)

English

[Power Contacts](#)

English

[M\\_SERIES\\_PIN\\_AND\\_SOCKET\\_CONNECTORS](#)

English

[Products for Aerospace and Defense](#)

English

---

### Product Specifications

[Application Specification](#)

English

---

### Product Environmental Compliance

[MD\\_66261-4\\_032720181338\\_dmtec](#)

English

[MD\\_66261-4\\_032720181338\\_dmtec](#)

English

---

### Instruction Sheets

[Instruction Sheet \(U.S.\)](#)

English

[Instruction Sheet \(U.S.\)](#)

English

---

### Agency Approvals

[UL](#)

English