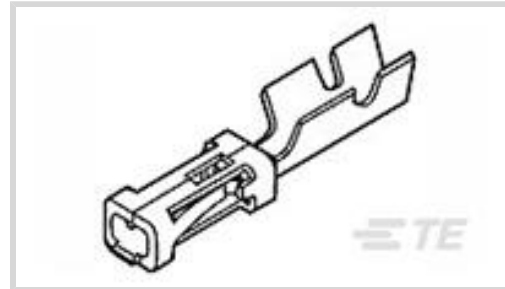




Connectors > PCB Connectors > Wire-to-Board Connectors > Wire-to-Board Connector Contacts



Contact Type: **Socket**

Connector System: **Wire-to-Board**

Wire Size: .12 – .4 mm²

Features

Product Type Features

Applied Pressure	Standard
Connector System	Wire-to-Board
Connector & Contact Terminates To	Wire & Cable

Configuration Features

Compatible With Wire & Cable Type	Discrete Wire
-----------------------------------	---------------

Electrical Characteristics

Termination Resistance	12 mΩ
Insulation Resistance	5000 MΩ
Dielectric Withstanding Voltage (Max)	750 V
Operating Voltage	250 VAC

Contact Features

Mating Square Post Dimension	.64 mm[.025 in]
	15 μin
Wire Contact Termination Area Plating Material Finish	Matte
Wire Contact Termination Area Plating Material	Tin
Contact Base Material	Copper Tin Phosphor Bronze
Contact Type	Socket
Contact Mating Area Plating Material	Gold
Contact Current Rating (Max)	3 A



Termination Features

Termination Method to Wire & Cable	Crimp
------------------------------------	-------

Mechanical Attachment

Wire Insulation Support	With
-------------------------	------

Dimensions

Accepts Wire Insulation Diameter Range	1.55 mm [.061 in]
--	-------------------

Wire Size	.12 – .4 mm ²
-----------	--------------------------

Usage Conditions

Operating Temperature Range	-65 – 105 °C [-85 – 221 °F]
-----------------------------	-----------------------------

Operation/Application

Circuit Application	Power & Signal
---------------------	----------------

Industry Standards

Approved Standards	CSA LR7189, UL E28476
--------------------	-----------------------

Packaging Features

Packaging Quantity	12500
--------------------	-------

Packaging Method	Reel
------------------	------

Other

Comment	(*) For use with Model "K" machines. Call the Technical Assistance Center (1-800-522-6752) for any tooling questions.
---------	---

Product Compliance

For compliance documentation, visit the product page on [TE.com](https://www.te.com)>

EU RoHS Directive 2011/65/EU	Compliant
------------------------------	-----------

EU ELV Directive 2000/53/EC	Compliant
-----------------------------	-----------

China RoHS 2 Directive MIIT Order No 32, 2016	No Restricted Materials Above Threshold
---	---

EU REACH Regulation (EC) No. 1907/2006	Current ECHA Candidate List: JUNE 2022 (224) Candidate List Declared Against: JUNE 2022 (224) Does not contain REACH SVHC
--	---

Halogen Content	Low Halogen - Br, Cl, F, I < 900 ppm per homogenous material. Also BFR/CFR/PVC Free
-----------------	---

Solder Process Capability	Not applicable for solder process capability
---------------------------	--



Product Compliance Disclaimer

This information is provided based on reasonable inquiry of our suppliers and represents our current actual knowledge based on the information they provided. This information is subject to change. The part numbers that TE has identified as EU RoHS compliant have a maximum concentration of 0.1% by weight in homogenous materials for lead, hexavalent chromium, mercury, PBB, PBDE, DBP, BBP, DEHP, DIBP, and 0.01% for cadmium, or qualify for an exemption to these limits as defined in the Annexes of Directive 2011/65/EU (RoHS2). Finished electrical and electronic equipment products will be CE marked as required by Directive 2011/65/EU. Components may not be CE marked. Additionally, the part numbers that TE has identified as EU ELV compliant have a maximum concentration of 0.1% by weight in homogenous materials for lead, hexavalent chromium, and mercury, and 0.01% for cadmium, or qualify for an exemption to these limits as defined in the Annexes of Directive 2000/53/EC (ELV). Regarding the REACH Regulation, the information TE provides on SVHC in articles for this part number is based on the latest European Chemicals Agency (ECHA) 'Guidance on requirements for substances in articles' posted at this URL: <https://echa.europa.eu/guidance-documents/guidance-on-reach>

Compatible Parts



TE Part # 91517-1
 CCII FEMALE MOD IV REC 24-22 ASSY



TE Part # 1-87499-7
 10 MODIV HSG SR MRKD .100CL



TE Part # 1-102387-2
 64 MODIV HSG COMP DR .100 POL



TE Part # 1-87631-2
 16 MODIV HSG DR MRKD .100 POL



TE Part # 87499-7
 04 MODIV HSG SR MRKD .100CL



TE Part # 2-87456-1
 26 MODIV HSG COMP DR .100CL



TE Part # 1-87456-5
 20 MODIV HSG COMP DR .100CL



TE Part # 1-87631-6
 20 MODIV HSG DR MRKD .100 POL



TE Part # 1-102387-0
 50 MODIV HSG COMP DR .100 POL



TE Part # 87977-8
 20 MODIV HSG DR MRKD .100 POL






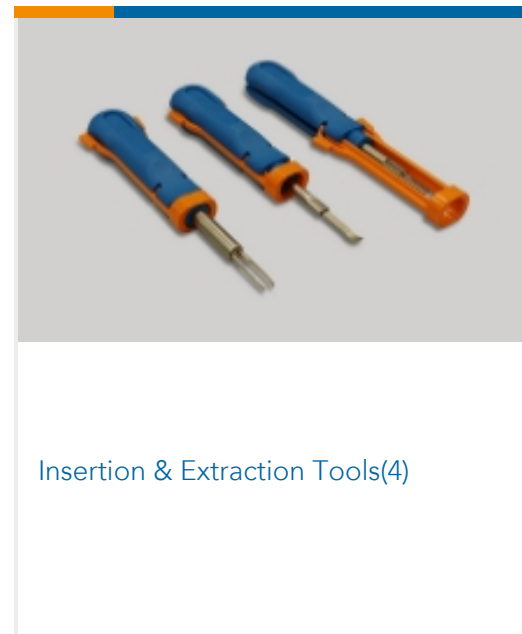

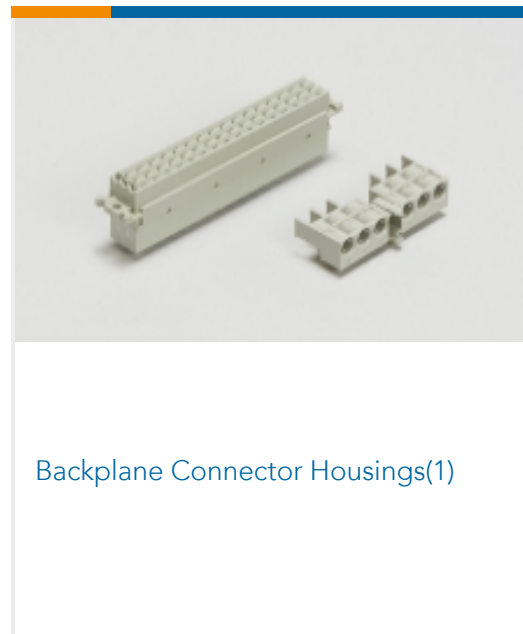
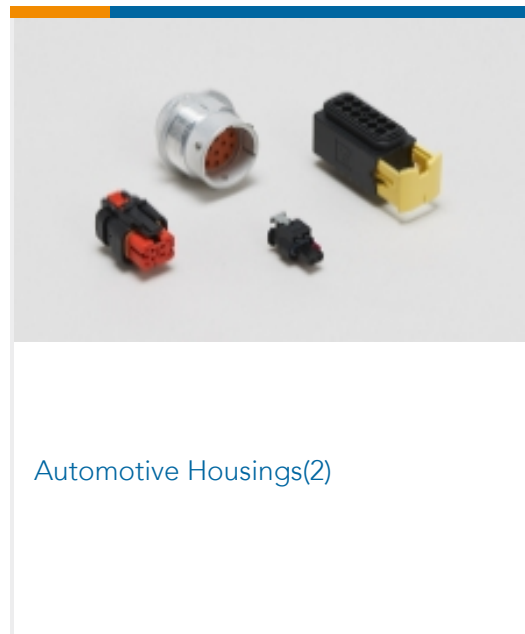
TE Part # 102387-5
 24 MODIV HSG COMP DR .100 POL




TE Part # 102241-6
 08 MODIV HSG COMP SR .100 POL

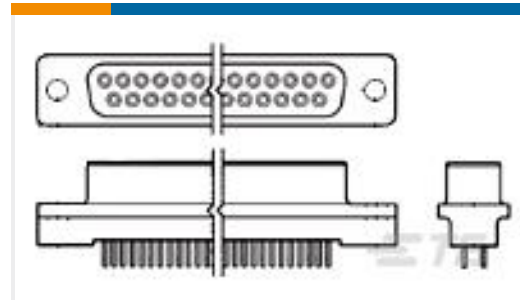
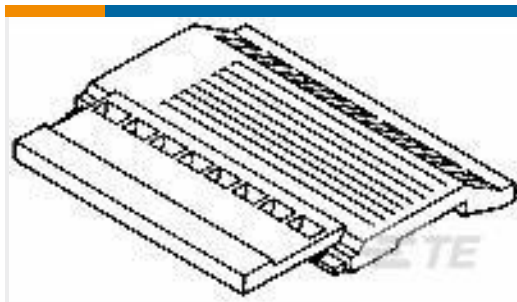
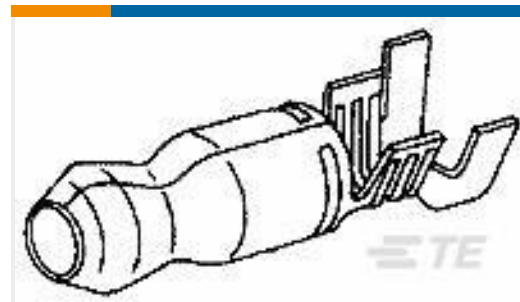


Also in the Series | AMPMODU IV/V



Wire-to-Board Connector Assemblies
& Housings(467)Wire-to-Board Connector Contacts
(326)

Customers Also Bought

TE Part #4-643813-3
13P MTA100 CONN ASSY POL RIBTE Part #5207841-4
HD-20 RCPT 9P VERT THD INSTE Part #31518
TERMINAL, DG R 26-22 2TE Part #102398-4
12 AMPMODU MT ASSY DR .100CLTE Part #102540-4
12 AMPMODU MT COVER DR .100CLTE Part #62739-1
SHUR PLUG .180 18-14 AWG PTPBRTE Part #CB4324-000
V4-0.4-0-SPTE Part #1-221607-6
CONTACT, PLTD

Documents

Product Drawings

[MOD IV RECP PLTD 15 DPLX LF](#)

English

CAD Files

Customer View Model

[ENG_CVM_CVM_6-87756-2_AH.2d_dxf.zip](#)

English

[3D PDF](#)

3D

Customer View Model

[ENG_CVM_CVM_6-87756-2_AH.3d_igs.zip](#)

English

Customer View Model

[ENG_CVM_CVM_6-87756-2_AH.3d_stp.zip](#)

English

By downloading the CAD file I accept and agree to the [Terms and Conditions](#) of use.



Datasheets & Catalog Pages

[AMP MODU IV & V Section of Catalog 1307819](#)

English

[AMPMODU_INTERCONNECTION_SYSTEM_SECTION5_CONT](#)

English

Product Specifications

[Application Specification](#)

English

Product Environmental Compliance

[MD_6-87756-2_070820122259](#)

English

[MD_6-87756-2_070820122259](#)

English