



TE Internal #: 640204-1
 Ring Terminals & Spade Terminals, Ring Tongue, 22 – 18 AWG
 Wire Size, .3 – .9 mm² Wire Size, 640 – 1624 CMA Wire Size, Stud
 Size #8 / M4

[View on TE.com >](#)

Terminals & Splices > Ring Terminals & Spade Terminals



Ring & Spade Terminal Type: **Ring Tongue**

Wire Size: **640 – 1624 CMA**

Stud Size: **#8, M4**

Features

Product Type Features

Terminal Features	Sheared
Shape Description	Anti-Rotational/Grounding
Stud Size	#8, M4
Sealable	No
Compatible With Discrete Wire Type	Stranded
Wire Insulation Support Retention Type	Insulation Support

Configuration Features

Number of Holes	1
Terminal Angle	180 °

Body Features

Inspection Slot	No
Weight per Piece	.594 g

Contact Features

Contact Base Material	Steel
Ring & Spade Terminal Type	Ring Tongue
Barrel Type	Open



Terminal Orientation	Straight
----------------------	----------

Terminal Plating Material	Tin
---------------------------	-----

Contact Underplating Material	Nickel
-------------------------------	--------

Mechanical Attachment

Wire Insulation Support	With
-------------------------	------

Dimensions

	.08 in
--	--------

Wire Size	640 – 1624 CMA
-----------	----------------

Stud Diameter	4.39 mm[.173 in]
---------------	------------------

Tongue Thickness	.76 mm[.03 in]
------------------	----------------

Overall Product Length	19.56 mm[.77 in]
------------------------	------------------

Barrel Inside Diameter	1.14 mm, 3.04 mm[.045 in][.12 in]
------------------------	-----------------------------------

Accepts Wire Insulation Diameter (Max)	3.05 mm[.12 in]
--	-----------------

Accepts Wire Insulation Diameter Range	2.03 – 3.05 mm[.08 – .12 in]
--	------------------------------

Usage Conditions

Insulation Option	Uninsulated
-------------------	-------------

Operating Temperature Range	-40 – 110 °C[-40 – 230 °F]
-----------------------------	----------------------------

Operation/Application

Compatible With Wire Base Material	Copper
------------------------------------	--------

Heavy Duty	No
------------	----

Industry Standards

Government Qualified	No
----------------------	----

Packaging Features

Packaging Quantity	9000
--------------------	------

Packaging Method	Strip/Reel
------------------	------------

Product Compliance

[For compliance documentation, visit the product page on TE.com>](#)

EU RoHS Directive 2011/65/EU	Compliant
------------------------------	-----------

EU ELV Directive 2000/53/EC	Compliant
-----------------------------	-----------

China RoHS 2 Directive MIIT Order No 32, 2016	No Restricted Materials Above Threshold
---	---

EU REACH Regulation (EC) No. 1907/2006	
--	--

Current ECHA Candidate List: JUNE 2022

(224)

Candidate List Declared Against: JAN 2022

(223)

SVHC > Threshold:

Not Yet Reviewed

Halogen Content

Low Halogen - Br, Cl, F, I < 900 ppm per
homogenous material. Also BFR/CFR/PVC
Free


Solder Process Capability

Not applicable for solder process capability

Product Compliance Disclaimer

This information is provided based on reasonable inquiry of our suppliers and represents our current actual knowledge based on the information they provided. This information is subject to change. The part numbers that TE has identified as EU RoHS compliant have a maximum concentration of 0.1% by weight in homogenous materials for lead, hexavalent chromium, mercury, PBB, PBDE, DBP, BBP, DEHP, DIBP, and 0.01% for cadmium, or qualify for an exemption to these limits as defined in the Annexes of Directive 2011/65/EU (RoHS2). Finished electrical and electronic equipment products will be CE marked as required by Directive 2011/65/EU. Components may not be CE marked. Additionally, the part numbers that TE has identified as EU ELV compliant have a maximum concentration of 0.1% by weight in homogenous materials for lead, hexavalent chromium, and mercury, and 0.01% for cadmium, or qualify for an exemption to these limits as defined in the Annexes of Directive 2000/53/EC (ELV). Regarding the REACH Regulation, the information TE provides on SVHC in articles for this part number is based on the latest European Chemicals Agency (ECHA) 'Guidance on requirements for substances in articles' posted at this URL: <https://echa.europa.eu/guidance-documents/guidance-on-reach>


Compatible Parts

TE Part # 2-2150257-1
OCEAN_2.0_Applicator-E-100F180FTE Part # 2-2150257-2
OCEAN_2.0_Applicator-E-100F180FTE Part # 2150257-1
OCEAN_2.0_Applicator-E-100F180FTE Part # 2150257-2
OCEAN_2.0_Applicator-E-100F180FTE Part # 7-2150257-1
OCEAN_2.0_Applicator-E-100F180FTE Part # 7-2150257-2
OCEAN_2.0_Applicator-E-100F180FTE Part # 7-2150257-7
OCEAN_2.0_SPARE_PART_KIT-
100F180F

Customers Also Bought



TE Part #2-34541-1
PIDG SPD 22-16 COMM 22-18MIL 6



TE Part #1-770849-0
10P SL156 HSG W/LCK RMP & TABS



TE Part #3-770476-1
SL156 RECPT, SNNI/PHBZ



TE Part #1-1123722-6
3.96 EP PLUG HSG 6P(NATURAL)



TE Part #61988-2
250 FASTON REC 22-18 AWG TPBR



TE Part #1-1123722-4
3.96 EP PLUG HSG 4P(NATURAL)




TE Part #1-1123722-3
3.96 EP PLUG HSG 3P(NATURAL)



TE Part #3-1393117-0
KUP-11A55-24=KU



TE Part #1123721-1
EP CONN. REC CONTACT



TE Part #1744001-6
06P MTA156 HDR POL .045SQ TIN

Documents

Product Drawings

[RING .164 \(4.17 MM\) 22-18 AWG TPST](#)

English

CAD Files

[3D PDF](#)

3D

Customer View Model

[ENG_CVM_CVM_640204-1_T.2d_dxf.zip](#)

English

Customer View Model

[ENG_CVM_CVM_640204-1_T.3d_igs.zip](#)

English

Customer View Model

[ENG_CVM_CVM_640204-1_T.3d_stp.zip](#)

English

By downloading the CAD file I accept and agree to the [Terms and Conditions](#) of use.

Product Specifications



Application Specification

English

Product Environmental Compliance

[MD_640204-1_1004201817_dmtec](#)

English

[MD_640204-1_1004201817_dmtec](#)

English

Agency Approvals

[UL Report](#)

English